



DRIP POINTS

QUARTERLY MAGAZINE • SPRING 2018 • VOL. 46 No. 1



In This Issue *of* DRIP POINTS

From the Editor/Information Director Christian WillisPage 3

🏠 NIA Board & Committee Reports 🏠

President.....	Steve Roberts.....	4
First Past President.....	Don Briel.....	5
Eastern Region VP: Repairing Glass Insulators	Gus Stafford.....	6-7
Central Region VP.....	Kim Borgman.....	8
Western Region VP/Special Projects.....	Mike Doyle.....	9
Membership Director.....	Andrew Gibson.....	10-11
Development Committee Chair.....	Mike Green.....	12
Awards & Recognition Chair.....	Gene Hawkins.....	13
Secretary.....	Walt Baumgardt.....	14
Historian.....	Rick Soller.....	15
Webmaster.....	Bob Berry.....	16
Commemorative Committee Coordinator.....	Carolyn Berry.....	17
Research & Education Advisor.....	Jacqueline Linscott-Barnes.....	18
Events Committee Chair.....	Darryl Wagner.....	19

🏠 Features & Articles 🏠

NIA Member Spotlight: Dwayne Anthony.....	20-21
A Very Special Delivery from South Africa.....by Mike Berridge.....	22-29
New Battery Rest Discovery.....by Christian Willis.....	30-31
Upcoming Shows & Events.....	32-37
Member Classified Ads.....	37
The CREBB Saga Continues.....by Walt Baumgardt.....	38
Advertisements.....	39-41, 51
Ad Rates and Specifications.....	42

🏠 NIA Information & Forms 🏠

NIA Membership Application & Renewal Form.....	43
2018 NIA Ballot: Vote for Secretary & Central VP.....	44-45
NIA Merchandise.....	46-47
Make a Donation to the NIA.....	48-49
NIA Board & Chair Contact Information.....	50

🏠 Featurettes 🏠

Rare Hemingray Coin Go-With Auctioned.....	8
Laugh Lines.....	11
Treasures from the Yuma Tailgater.....	14
Cobalt Blobs Estate Find.....	18

🏠 About the Cover 🏠

Photo by Lee Brewer, NIA #6695. Featuring an outdoor display of colorful CD 145 H.G.CO. beehives and a stunning CD 151 H.G.CO. in cornflower blue! • To have your photo featured on the cover of Drip Points, contact the editor.



About Drip Points Magazine

Drip Points is published quarterly to all active members of the National Insulator Association. Please see back page for schedule.

To submit advertisements, events, articles, or photos, please contact:

Christian Willis, Editor

publications@nia.org

(949) 338-1404

P.O. Box 2797

Parker, CO 80134

What's in a Name?

“Drip Points” is named after the feature seen on many insulators produced from the 1890s through the 1950s. Drip points are the bumpy protrusions around the base of an insulator. They were patented by Ralph G. Hemingray and James C. Gill on May 2, 1893 (Patent #496,652) and were originally marketed as “teats”. Their purpose was to help draw water off of the insulator.

Copyright © 2018 National Insulator Association. All rights reserved. No part of this publication may be reproduced, stored, transmitted, or disseminated in any form or by any means without prior written permission from the National Insulator Association. Magazine designed by Christian Willis.



The National Insulator Association is a 501(c)(3) charitable nonprofit organization.



FROM THE EDITOR

CHRISTIAN WILLIS * NIA #5185 * INFORMATION DIRECTOR



First and foremost, I want to sincerely thank previous Drip Points Editor Shaun Kotlarsky for his 7 years of dedication and hard work to help make Drip Points Magazine what it is today. I, like many others in the hobby, are sad to see him go, but wish him the best as he pursues his other interests in the hobby. I met Shaun 22 years ago at the Long Beach National in 1996. We've always shared an interest in Hemingray insulators, Mac computers and graphic design.

hope you like it! I've always had a particular fondness for typography from the mid-1800s to early 1900s. I felt its use was appropriate for this magazine, as the "golden age" of insulators coincides with this time period. For the "Drip Points" title, I chose the font Tuscan MF. In my opinion, its ornate features are reminiscent of round drip points.



CHRISTIAN AND SHAUN AT THE 1996 LONG BEACH NATIONAL ADMIRING THE INSULATORS ON BUTCH HALTMAN'S TABLE.

2) New Features! In keeping with efforts to create an engaging magazine for our NIA members, I have added new features such as Member Spotlight, highlighting one NIA member per quarter, and "Featurettes", which can be anything from photos submitted by NIA members, or tidbits that may be of general interest to the collecting hobby.

3) Updated Table of Contents. I have reordered and re-grouped some of the features compared to how they used to appear in previous issues of Drip Points. Please familiarize yourself with the new page order!

That being said, it's truly an honor to hold the torch, and I fully intend to continue the tradition of producing a high-quality, quarterly magazine for my fellow members of the National Insulator Association.

4) Issue Numbering. In the past, Drip Points Issue #1 was published in the Fall. Since the NIA has transitioned to a fiscal budget/year schedule starting in 2018, Issue #1 will now coincide with Spring. Please see the back cover for the new schedule table. (Consequently, this means there will not be a Vol. 45 Issue 3 or 4.)

As most of you already know, I have been serving on the NIA Board of Directors as the Information Director since 2014, and I have worked closely with Shaun each quarter to manage advertisements, proofread the magazine, and review upcoming events. My first love (and degree) was graphic design, so this is a natural fit for me.

5) Ad Rates 20% Off! To help spur more members and clubs to take advantage of advertising in Drip Points, ad rates have been reduced by 20% this year! If it proves to be popular, we may continue the reduction in the future as well. Please contact me to place your ad today! Ad rates and sizes can be found on page 42.

As I'm sure you've noticed, there are some changes to the magazine I'd like to bring to your attention:

1) Updated Design. Respecting Shaun's wishes, I have created my own design for Drip Points, while trying to include some familiar elements from previous issues. I

Thank you all for the opportunity to serve as the Drip Points Editor and NIA Information Director. I wish you all a prosperous 2018! And please, if you have any questions, concerns, or suggestions about the magazine, never hesitate to contact me. This is your magazine! 🐻

Sincerely,

Christian Willis



NIA PRESIDENT



STEVE ROBERTS * NIA #7935

Greetings Fellow Collectors,

Welcome to the first edition of Drip Points in 2018. Drip Points has been the communication medium for the NIA for many years. During those years it has progressed from a newsletter to a magazine. Shaun Kotlarsky was the editor from late 2010 through 2017. During that time, he initiated many improvements to the magazine and developed it into an outstanding periodical. Clearly Shaun has done a great job with the magazine and we are very thankful for a job well done. Thank You Shaun for your excellent contribution to the NIA.

Fortunately, we had a very qualified person to go to for help going forward. Christian Willis agreed to help keep the magazine going. As you read this article you can look through the magazine and see that it is in good hands. Christian is a very talented individual and will continue to produce an excellent publication for us. But, he needs our help. Please send him articles, pictures and other useful information that can be used in future editions. And, when you get a chance, please say thanks to Christian for his willingness to serve as the editor. Christian, we appreciate you. Thanks for using your talents to keep Drip Points going.

Looking forward, it's the time of year to submit nominees for the three NIA awards. They are the Hall of Fame Award, the Outstanding Service Award, and the Lifetime Membership Award. Please keep in mind that a candidate for the Hall of Fame Award does not need to be an NIA member; however, nominees for either the Outstanding Service Award or the Lifetime Membership Award must be a current NIA member. You can find the various nomination forms on the NIA website. Please forward your nominations to our Awards and Recognition Chairman, Gene Hawkins. Gene's address is:

Gene Hawkins – awards@nia.org
3847 North Prairie St.
Warsaw, IN. 46581

Spring is also the time of year when we elect individuals to serve on the Board of Directors. This year there are three positions that are slated for election. They are the Secretary, the Central Region Vice President, and the President. Currently we have candidates for two of those positions. Walt Baumgardt has submitted his name for re-election to the Secretary position. Walt has served as the Secretary

for the past two years and has done an outstanding job. Additionally, Darryl Wagner has expressed his interest in serving as the Central Region Vice President. Darryl has served as our Events Committee Chairman and has proven himself to be a dependable leader. As I write this article we have an individual who is considering the position of President; however, a commitment has not been made. Under these circumstances, we will not be able to submit a name to you for the position of President. Therefore, when the candidate for the position of President is secured, their name will be presented to the Board of Directors for their consideration. The Board will then vote to either approve or reject the nomination. This process is in accordance with the NIA Handbook, page 48, which states, "pursuant to Article 11, Section 11.3 and 11.4 of the By-Laws, new officers will take office by acclamation upon duly adopted resolution of the Board or Directors." Therefore, the ballot that you receive in this edition of Drip Points will only have two positions submitted for the membership to approve. Typically, your ballots would be returned to the Secretary; however, since he is being considered for re-election, we are asking you to send your ballots to our Membership Director, Andrew Gibson. Andrew's address is:

Andrew Gibson – membership@nia.org
5997 Springwater Road
Dansville, NY. 14437-9772

Please note that your ballot must be received by Andrew on or before May 1st, to be counted. Per Article 11, Section 11.3 of the By-Laws, the "Results of the election shall be provided to the Members at the Annual General Meeting of the Corporation and reported in the fall issue of Drip Points." Let me encourage you to exercise your right and cast your ballot. (See pages 44-45)

In closing, let me encourage you to try and attend the 2018 National in Kansas City. Darryl and Margaret Wagner are the Show Hosts and they are working diligently to prepare for your participation. The dates for the National are June 22nd, 23rd, and 24th. Please contact Darryl and he will send you all the information concerning the Show. Hopefully I will see you there! ▲

Best Regards,

Steve Roberts



FIRST PAST PRESIDENT



DON BRIEL * NIA #7218

As I sit down to write this Drip Points article, Jeanne and I just returned from the Yuma swap meet. We spent several hours in Quartzsite, Arizona on the way to Yuma where it was sunny with a temperature in the 70's. The next day in Yuma the temperature was close to 80 by lunch time. This is our annual getaway to escape the Utah snow and cold, although this year finds us with minimal snow and mild temperatures here in Utah. The swap meet had a nice selection of insulators for sale, great food, and plenty of great people. My sincere thanks go out to Roger Nagel, Terri Taylor, and all those that helped make the swap meet a great success again this year.



Now for an NIA request. The past couple of years have not seen many nominations for NIA awards. This is the time of year to submit nominations for current NIA members to receive NIA awards. Completed nominations go to the Awards & Recognition committee chairman, Gene Hawkins. Gene's email is: Awards@NIA.org. All nominations must be submitted by April 1st. Please give some thought as to which NIA members are deserving of the "Lifetime Member" or "Outstanding Member" award and take the time to nominate them. Nomination forms can be found at www.nia.org/archives/index.htm. General guidelines for qualifications for each of these

awards can be found in the current Membership Handbook on page 29.

The NIA also recognizes individuals, member or non-member, for induction into the NIA Hall of Fame. These are people that have contributed significantly to the insulator industry or the insulator collecting hobby. To nominate someone for this recognition a biography of the person as it applies to insulators must be submitted. If you have a photo of the person being nominated, particularly deceased nominees, that is very helpful as well.

Would you like to find the joy of serving others while helping to make yourself worthy of an NIA award? Consider volunteering

your time and talents in your NIA organization. There is always need of volunteers. Just contact your Regional Vice President or the NIA President and let them know what you have to offer, even if it's just a bit of time.

I hope to see many of you at the upcoming National show in Kansas City and other shows as well. 🐻

HAPPY COLLECTING!!!

Don Briel





EASTERN REGION VP

GUS STAFFORD * NIA #8871

Repairing Glass Insulators

So you are at a show and you find an insulator you are looking for at a reduced price because it has some damage. You think, "Maybe I should pick it up and repair the damaged portion... I mean, how hard can it be?" The short answer is, very hard to do it right. Having done numerous repairs, I thought I would share the process I use for anyone with the patience to give it a try.

Cost. Repairing insulators is not an inexpensive proposition. Molding compounds, casting resin, coloring agents, modeling clay, acetone, and other supplies are not cheap; and you can expect to need at least twice as much as you estimate in order to get the repair to match your expectations. I have never had a case where I got it right the first time... A rough estimate of \$30-\$50 for a small repair is not out of the ballpark, and that's if you already have most of the supplies on hand!

Candidates for Repair. With the high cost of materials, it just isn't economical to repair common insulators. You are better off looking for a better example at local shows, flea markets, and auctions. Save your repair effort for rare or high value insulators that you can pick up for a reduced price. Unless an insulator is exceptionally valuable, or exceedingly rare, a repair will not dramatically affect the resale value.

Patience. Don't begin the repair process unless you have the patience for the process. Based on solvents, mold curing, resin setting, and finishing times, you are in for the long haul from start to finish. If you plan on doing the work on weekends, count on a month of Sundays for a single repair. If you have escaped the daily 9 to 5, a week is a good estimate.

The Chesapeake Bay Insulator Club posted three videos that explain the process in detail:

[youtube.com/channel/UC7kEcMSG5btQoJS9c2aIznQ](https://www.youtube.com/channel/UC7kEcMSG5btQoJS9c2aIznQ)

What follows is a description of the materials I talk about in the video.



Cleaning Materials



Barkeepers Friend. Available at your local Walmart or Home Depot for \$1 to \$3, Barkeepers Friend is an inexpensive and easy to find product that contains oxalic acid. I use a mix of 1/3 can to a gallon of water. I mix it up before putting the insulator in, and wait 24 to 48 hours before scrubbing the insulator with a green pad and Softscrub. Unless an insulator is heavily sooted, this seems to get the job done.

Acetone. Available at your local Walmart or Home Depot for \$15 to \$30, acetone will melt old resin repairs and glue holding pieces together. This process takes up to one week.



UV Glue. Once you have the pieces separated and cleaned, it's time to put it back together. Super Glue Glass Adhesive is available at Home Depot for \$3 to \$5. The video provides an explanation of the process.



Sculpey Clay. Sculpey Clay is available at Walmart, Hobby Lobby, Michaels, or other craft stores for between \$8 and \$15. The clay is used to fill in chips and reconstruct the missing portion of the insulator, if you don't have a whole insulator to make a mold off of.

Molding Compound. I use Smooth-on Oomoo 30 to make my molds. It says that drying time is 6 hours, but best to wait overnight for large molds. There are numerous videos on YouTube to explain the molding process. The kit below is available on the Smooth-on website for \$25 to \$30.



Resin. In the video I talk about two types of resin—the first is Castin' Craft (Resin and Catalyst) for large repairs. Michaels carries it at a list price between \$25 and \$30. This is very difficult to work with, and has a toxic smell as described in the video.

For small repairs I use Easy Cast which sells for \$15.00 at Michaels. It's odorless and has a 1 to 1 mix ratio that is much easier to do than the drops of catalyst in Castin' Craft.



Resin Dyes. Matching the color of your insulator is an art that takes patience, practice, and testing to get it right. You'll need to know your color wheel (Red + Yellow = Orange, etc.) to get it right. Best to mix a small amount, make a quarter-sized pour on aluminum foil, let it dry, and compare the color before you go final. Dyes are available at Michael's and on line for \$8 per color. They also sell a

group of three primary colors for a reduced rate.

Other Supplies.


You will need gloves, drop cloths, stir sticks and disposable mixing and molding containers. You can use hard plastic cups, jars etc. for mixing. Don't use Solo cups, as the resin will melt the plastic and you'll have a gooey mess.



Well that's about it. As you can see, this is not an easy or inexpensive proposition. After the initial outlay for materials, you can reduce your per unit cost. Watch the videos and heed the warnings. With any luck, you will have success after a couple of attempts. One final note: don't put repaired insulators near a heat source—to include window displays. The glass and resin have different characteristics, and the repair will separate over time.

Good luck! I hope to see many of you at the Chesapeake Bay Insulator Club Show in New Oxford, PA on 10 March. 🐾

Gus Stafford





CENTRAL REGION VP



KIM BORGMAN ✨ NIA #3038

Greetings from central division.

The new year has arrived and the show season has started here in middle of the country with the 'beat winter blahs' show in Crown Point. It was held at a new venue, Lake County Fairgrounds, after outgrowing its space at the church. The venue allowed for at least double the space for what they had last year. The day was also super for the end of January—50s and sun. Our drive up from Indy was smooth sailing and gaining that extra hour due to the time change was also a plus. A good variety of insulators, lamps and bottles were available. If you have never attended one of these midwestern events, the auction is always a plus. Nothing fabulous of course, but always some sleepers and good variety of CD's if you are trying to add to your collection. As always, the food/meal is good and filling, everyone visits, and then boxes are packed up and everyone is gone. With easy parking next to the building, and everyone sharing carts, loading/unloading was a breeze. I suppose if it

involved snow/ice, it might be a different story. I always go and have supper with my son and his wife after the show, so another good meal and hugs all around.

Coming up in the show circuit is the KC in March, which was a stunner last year with the purchase of a super wood covered Wade. In April, the Wheaton show, under new management, and May brings the Columbia City show. Don't miss the opportunity to get out and attend any show possible, not only for insulators, but to renew old friendships and kindle new ones.


Last call—if you are interested in running for NIA President, Secretary, or replacing me as the Central VP—shoot me an email please indicating your desire.

Otherwise, keep an eye out as the garage season starts up and we all come out of hibernation here in central states. 🐻

Kim Borgman

RARE HEMINGRAY COIN GO-WITH AUCTIONED

January 2018 saw a rare insulator go-with offered up for auction on eBay by HCC Rare Coins of Maumee, Ohio. The coin is a silver medallion from the 1874 Cincinnati Industrial Exposition awarded to none other than the Hemingray Glass Company! The obverse of the 44mm coin features a design by Krider & Biddle of Philadelphia, with two seated women backed by the Cincinnati skyline. The reverse of the coin states "Awarded to" and is ornately engraved with the name of the Hemingray Glass Co. for their "Assortment of Glass Ware - 1874". The coin generated quite a bit of interest. 6 bidders and 21 bids later, the final bid was \$1,247.22. 🐻





WESTERN REGION VP & SPECIAL PROJECTS ADVISOR



MIKE DOYLE * NIA #5932

Best In Collecting to all you folks out there who make our hobby So Much Fun! The new year is off to a great start. Two western shows (bottles are people too!) already in the books and a ton more to attend just in the next three months! Although I was not able to make the Yuma show this year, all of the reports that I have heard so far indicate that Roger and Terri's get-together was well attended and lots of fun. Kevin Jacobson told me that there were many new attendees and the weather was beautiful. I had to skip it in favor of the Emerald City show in Seattle this year. I hope to be back to Yuma next year. But it's not all about shows. I have two friends who made a great discovery at a local estate sale. (See page 18.)

As many of us begin thinking about tax time, please remember that the NIA is a non-profit, 501c3, charitable organization to which we can all make tax-exempt contributions in any amount. Although we are already into the new tax year, please seriously consider contributing to our hobby through a general or directed donation to the NIA. On-line donations are easy and can be made here: <http://nia.org/donate/index.htm> there is also a donation form in every copy of Drip Points magazine (see pages 48-49).

Although I addressed this last quarter, I believe strongly that it bears repeating. The altered insulator information page on Facebook is growing by leaps and bounds. Many hobbyists are contributing daily to the growing store of educational and informational content. Please be sure to join the closed group and browse this page: <https://www.facebook.com/groups/366630587100768/> often to stay informed about this growing challenge in our hobby.

Special Projects is continuing to explore ways to bring you hobby news, education and information through NIA.ORG and other forms of social media. Bob Berry and Christian Willis are working with advertisers, hobby

research experts and collectors both foreign and domestic to broaden our scope of hobby related knowledge and develop more complete and detailed reference pages on-line. Bob Berry and Elton Gish are working through a very exciting, months-long project that promises to bring a wonderful collection of electrical industry catalog content on-line for members to browse and reference.

On a continuing basis, I am soliciting inputs from authors of past periodicals and hobby reference books. Please contact me about digitizing your work so that we may make it available for everyone online. If anyone has 'known good' contact information for Ron & Patty Norton I would appreciate knowing the information. I have been unsuccessful in my attempts to reach them concerning Rainbow Riders' Trading Post magazine. As always, I encourage you to contact me directly with any and all comments, questions and suggestions that you may have. Just be prepared to hear my favorite comeback: "Hey, that's a great idea!

What is your proposed solution and who have you collected to work with you on it?" I am continuing to bring Western Region interests to the big table and I need your help to stay in touch with your hopes and dreams for our great hobby.

On a personal note, I recently acquired a wonderful Romanian insulator and I wanted to share this image with you.

And a final, sad note. I read with sorrow Steve Bobb's announcement of the passing of a hobby pioneer and noteworthy personality, Bob Roosevelt. I had the opportunity to speak with him on too few occasions but, in that short time, I was amazed by his knowledge, hunting skill and storytelling ability. My prayers go out to his family and friends. 🙏

Thank you,

Mike Doyle





MEMBERSHIP DIRECTOR

ANDREW GIBSON ✱ NIA #2422

Here we are in February already, in the middle of counting drip points and poring over our insulators in hopes of finding clues about when and how they were made. Or maybe we are sitting back and admiring them sparkling in the window, or taking them all down so we can dust them. In any case, February is a sign to me that the insulator season will be starting back up soon. The Chesapeake Bay Insulator Club's 30th Annual show is March 10th, at their new New Oxford, PA location. April 8 brings the YPCIC show in Enfield, CT. April 21 is the WRIC's 18th Annual show in West Leechburg, PA. Rochester, NY has the annual GVBCA show on April 22. Time to look forward to seeing folks after being hunkered down all winter, and maybe find a couple new acquisitions for the collection.

Time also for me to be sending out a second set of reminders for renewing NIA memberships. As of right now, there are some 335 folks who were members last year, but have not yet renewed for this year. We finished last year with 1709 members. I should be getting the last reminder out within a week or two—but if you know anyone who hasn't joined up again, please pass along the reminder!

I wanted to take note that the Winter issue of Drip Points had more than the normal problems with delivery. I had many more folks than usual contacting me saying that they hadn't gotten their copy. In the majority of these cases, it was just late (in some cases, really late!). But there were a few that really did go missing. This isn't usual, but it does happen. PLEASE, if you don't get your copy of Drip Points when you should, let me know. I'll send along a new copy. If you don't let me know, there's nothing that I can do.

I thought this quarter I would share a bit of feedback to you on what makes the membership director tasks easier, and harder. Each year I send out about 2500 pieces of mail, and receive another 1000 or so. Most of this is related to membership renewals, and relatively easy to handle. However, there are a number of situations that come up that cause me some problems:

1) PLEASE make checks payable to the National Insulator Association, NOT to me personally. Our bank doesn't take third party checks, so I have to handle anything payable

to me separately from everything else. Worse, I have been known to accidentally stamp these with the "for deposit only" stamp for our NIA account. When that happens, I've got to go to the bank, explain what happened, and hope they let me deposit it anyway!

2) PLEASE indicate who checks are for. If I get a renewal with just a check in it, I then have to figure out who it is for. First thing I do is to look up the name that's on the check. Unfortunately, we have a number of cases of duplicate names in the membership, so this isn't always fail-proof. So I also check the address—but there are plenty of cases where the address the NIA lists is different than the address on the check. And cases where the name on the check isn't for the person whose membership is being renewed! Bottom line, please provide some definite indication of who the renewal is for, ideally the NIA number.

3) PLEASE indicate what the money is for. If I get a check for \$25, it's relatively easy to assume that it is for a one year membership renewal. But if I get \$60, what's that for? A one year renewal and \$35 donation? Two years of membership, and a \$10 donation? Unless otherwise stated, I always assume that as many increments of \$25 as possible are for membership renewals. A check for \$75 will be treated as if it's for 3 years of membership, unless it is explicitly stated that some of it is a donation.

4) If at all possible, please include an email address and phone. I have a fair number of cases where the post office returns mail as undeliverable. More often than you would expect, this happens even when the recipient swears that the address I am using is correct! Having an alternate means of contact helps to cut down on communication time, and is invaluable when the post office messes up.

5) Renewals for Crown Jewels of the Wire subscriptions and renewals of membership in the NIA are separate. I get the occasional renewal for CJ sent to me. Or sometimes people include the coupon for Crown Jewels subscriptions, and take the \$3 off their NIA membership renewals. Remember the Crown Jewels subscriptions are renewed through Howard and Linda Banks, and they are the ones who can redeem the Crown Jewels coupon that are includ-



ed with your NIA membership. I've never asked Howard how often he gets NIA renewals, but I do wonder!

On the other hand, there are plenty of things that work nicely:

- 1) When people renew prior to October, we don't have to send out a reminder. That reduces our costs!
- 2) When people include the renewal letter with their renewal, this provides a positive confirmation of who the renewal is for, including the NIA number. On top of that, it's easy to note necessary changes in your information, and makes it very easy for me to update our database.

3) I always appreciate the personal notes. It has been and continues to be fun getting to know the membership. I like learning a little bit about how the hobby is going for you!

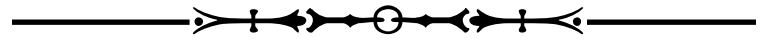
And just to be fair all the way around, I know I make my share of mistakes, too!


- 1) I make typos, particularly on people's names and with street addresses. When a renewal confirmation goes back to you, please check it all over and let me know if anything needs to be corrected!
- 2) I forget to include membership cards, or year bars, or ... I usually manage to get everything together that is supposed to go, but sometimes it doesn't go the way it should. Again, let me know if I missed anything you expected!
- 3) I don't think this has ever happened, but I'm paranoid that it will—it is certainly possible for me to send the membership cards in the wrong envelope. When I've got dozens and dozens of cards and confirmations that have to be correctly matched up, I can imagine I'll get it wrong one of these days!
- 4) I can take a while to respond at times. I generally try to deal with everything at least once a week. And I try to send checks on to get cashed as soon as I can. Personal stuff occasionally gets in the way, and I have delays at times. If you are waiting on me for something and are wondering what's up—please reach out and ask. I can re-


spond to email quickly, especially because I usually know I'm behind with things.

Thanks for all your patience with me when things go wrong, and thanks for all the help getting it right. Here's to a new season of insulator collecting! ▲

Andrew Gibson



LAUGH LINES
 BY CHRISTIAN WILLIS  EDITION N°111 ©2009





NIA DEVELOPMENT COMMITTEE



CHAIRMAN * MIKE GREEN * NIA #3175

Greetings Fellow Collectors,

I hope that 2018 has started out well for each of you and that it will be a year that rewards you with good health, happiness, and prosperity. When I think back on 2017 all I can say is what a year it was. There were highs such as co-hosting the National, seeing the solar eclipse, and climbing a 1000 foot vertical rock wall with my youngest daughter. There were some tough moments as well, especially seeing my middle daughter and son-in-law's brand new home flooded by hurricane Harvey. They are still recovering as are many and my heart goes out to all who have been affected by flooding, fires, and other tragedies. If I had to sum it up I'd say 2017 was a bit of a roller coaster ride but we all survived and the blessings outweigh the difficulties. You really can't ask for much more than that in this crazy old life.

I would like to start out by thanking Christian Willis for stepping up and taking on the important task of publishing Drip Points. It's one thing to have planned and been trained for such an undertaking. It's a whole different ballgame when something is practically dropped in your lap and you are starting from scratch. Christian pretty much had to design and build this from the ground up and all I can say is we all appreciate the amazing talent and effort you have put forth.

The Development committee had a terrific year bringing in over \$6000.00 in donations for the NIA. This greatly exceeded our expectations and it will be a tough act to follow. To all the wonderful NIA members who contributed and did so much to help the NIA we would like to express our sincere gratitude. It takes an amazing group of people to do so much to support our hobby and I am truly humbled by your generous spirit. What an incredible hobby we have! As we move forward we will continue our fundraising efforts at the National show and during membership renewal. We are also starting to explore ways to get sponsorships to help support the hobby especially the National and other large shows. Whether it is a local business or a major corporation the possibilities for partnering and getting funding to help the hobby are almost limitless. The key is developing the right ways to approach and

present our hobby to potential sponsors. Darryl Wagner has looked into this quite a bit and is having some success already for the upcoming Kansas City National. As we explore these opportunities Darrel, Bill and I will be working together to develop a plan to make it easier in the future. If anyone out there has expertise in this area and would like to offer any help or advise we will gladly listen. I do have one difficult piece of news from the Development Committee. After contributing so much to the committee Lou Hall recently resigned his position and he will be greatly missed. I would like to personally thank Lou for the many ideas and contributions he made. Lou will still be active and will offer his wonderful expertise from time to time and for that we are grateful.

As I look at my plans for the year I find myself getting more and more excited to head to Kansas City for the National Show. Darryl and his team are putting together one heck of a show and I can't wait to see everyone there. If you don't currently have plans to attend you should reconsider heading to this great city and attending an amazing show. Kansas City here I come!

Bill, Darryl and I would like to wish each of you the very best in life and in collecting. 🐌

Sincerely,

Mike Green



PHOTO CREDIT: MIKE GREEN



NIA AWARDS & RECOGNITION



GENE HAWKINS * NIA #421

It is that time again to ask for you to nominate fellow NIA members for recognition. Is there someone in your area who hosts a show every year who deserves recognition? Is there someone who always has your club rallying to attend shows & encourage new members? If so, it is time for you to submit a nomination for an NIA award for those quiet promoters of the hobby!

The highest NIA award is Lifetime Membership, for those who have major contributions to the hobby. In addition to that is Outstanding Service. The nomination forms for them are here: <http://www.nia.org/archives/index.htm>

The NIA Hall of Fame nomination is for anyone, member or not, living or deceased, who has made a lasting contribution to the hobby. All that is required is for you to write a paragraph or two describing what they have contributed to the hobby. If you would like to see who has been inducted into the NIA Hall of Fame, it is here: http://www.nia.org/hall_of_fame/index.htm

I need ALL NOMINATIONS to me by APRIL 1st for submission to the NIA Board. The 2018 Awards will be presented at the Kansas City National Banquet on June 23.

Please nominate someone today!

Gene Hawkins

NIA Awards & Recognition Chair
3847 North Prairie Street
Warsaw, IN 46582
gene.hawkins@mchsi.com

Year	Outstanding Service	Lifetime Membership
1974-1975		Ray Bryan, Bill & Jo Dreggors, Dr. Fred L. Griffin, Margaret Griffin Gregory, Roberta & Dennis McHenry
1976-1977	Dora Harned	
1977-1978	Gerald Brown	Ernest & Carol Rostock
1978-1979	Jack Tod	
1979-1980	Frank & Margaret Miller	
1980-1981	Carolyn Theesen	Gerald & Esta Brown
1981-1982	Marilyn Albers	Frank & Margaret Miller, Evelyn Milholland
1982-1983	John & Carol McDougald	Don & Dora Harned, Dee & Rosella Willett
1983-1984	Pat & Shirley Patocka	John & Carol McDougald, Jack & Caroline Tod
1984-1985	Len & Jacqueline Linscott	Bob & Phoebe Adams, Marilyn & Jerry Turner
1985-1986	Dennis McHenry	Rod & Lucy Wing
1986-1987	Dee Willett	
1987-1988	Clarice Gordon	Bill & Marilyn Albers
1988-1989	Mike Guthrie	Len & Jacqueline Linscott, Pat & Shirley Patocka
1989-1990	Elton Gish	Andy & Vi Brown
1990-1991	John & Carol McDougald	John & Andrea DeSousa
1991-1992	Bob & Phoebe Adams	Kevin Lawless
1992-1993	John DeSousa	
1993-1994	Patti Norton	
1994-1995		Mike & Becky Guthrie
1995-1996		Elton & Kathy Gish
1996-1997	Fred Padgett	Wes & Clarice Gordon
1997-1998	Bill Meier	
1998-1999	Dwayne Anthony	
1999-2000	Joe Beres	Richard & Evelyn Bowman
2000-2001		
2001-2002		Bill & Jill Meier, Steve & Donna Bobb
2002-2003	Howard Banks	
2003-2004		Steve & Lois Blair, Glenn & Sandra Drummond
2004-2005		Dwayne & Ofelia Anthony
2006-2007	Bill Meier	Bernard & Madeline Warren
2007-2008	Glenn Drummond	Larry & Pat Whitlock, Tom & Lynda Katonak
2009-2010	Elton Gish	Howard & Linda Banks
2010-2011	Tommy Bolack	Rick & Nedra Soller
2011-2012	Gus Stafford	Dennis & Jeanne Weber
2012-2013	Dario DiMare	Dudley & Sandra Ellis, Claude & Arlene Wambold
2013-2014	Kevin Jacobsen, Bob Scafe	Charles and Sandra Irons, Tommy Bolack
2014-2015	Jack Roach, Lis Bergman	John Hovanec & Sharon Foster
2015-2016		Lee & Tammy Brewer
2016-2017		Bob & Carolyn Berry



NIA SECRETARY

WALT BAUMGARDT ✨ NIA #8007



Where has the year gone? It seems like only yesterday we were in Colorado Springs, and in a few short months we'll be in Kansas City for the 2018 National. Part of the reason is that my wife and I took the time to explore the West while we were there. We didn't return home until mid-August, and it seemed like summer was over when we returned. I've been Secretary for almost two years and it seems like only yesterday I was elected. They say, "Time flies when you're having fun." At the rate time is passing for me, I'm having a ball.

On a serious note, with the end of winter a few months away, it's time to start planning for the 2018 insulator shows. Here in Buffalo, I get a severe case of cabin fever

every winter and really look forward to the first shows of the season. It's good to get out and see old friends and meet new ones. It's almost time to start planning for this year's National. I look forward to seeing you there.

You will notice that this is the election issue of Drip Points. Three positions are open: President, Secretary and Central Region V.P. Please don't forget to vote for the candidate of your choice. The NIA is yours; please support it by voting. ▲

Regards,

Walt Baumgardt

TREASURES FROM THE YUMA TAILGATER

Gilberto Hedges-Blanquez (NIA #3358) shares with us photos of his recent acquisitions from the Yuma, Arizona tailgater:

(BELOW) "Yuma Show treasures to add to my Mexican Collection. CD 106 Root Beer Ericsson/Tefonos. CD 154 AA, and a no name CD 155 Emerald Green."

(RIGHT) "M4360 Pittsburg, my blue baby. Only two complete known."



For more photos from the Yuma Tailgater, please see First Past President Don Briel's report on page 5. ▲



NIA HISTORIAN



RICK SOLLER * NIA #2958

In the last Drip Points, I reported on Andrew Gibson's find of a 10 page booklet on insulators published by Gordon F. Bonza. Andrew has since sent a scan of the booklet to print and put in the archives. The edges are slightly blurred since Andrew did not want to damage his copy in making a scan but the text can still be figured out.

If I had an immense amount of time, I would spend more time examining the descriptions of the insulators looking for unknown embossings or lost-to-the-hobby insulators. With much less time on my hands, the best I could do is note some interesting descriptions and nicknames of insulators. For example, a Brooks Ramshorn is described as having a "sunken embossing" rather than an incuse marking. A Brookfield beehive is listed in a mossy green color, not a shade listed in the current price guide, nor is grass green for a K.C.G.W. CD 162. The silhouettes in the booklet depict a CD 126 shape as an "early pony." "Pale aqua" is a color used to describe a California exchange keg. One color I haven't quite deciphered is a CD 260 California listed as "GOLDEN.ST" and priced at \$50. I know what the golden part means but what does the "ST" mean?

A few nicknames are used throughout such as "Space Ship Power" for the CD 178 Santa Ana. Of course the usual common ones are used such as beehive, pony, toll, exchange, and signal. Less common, but generally well known are Roman helmet, hot cross bun (CD 208), and transposition. The Hemingray-25 (CD 175) is called a "Hemingray Flattop" which is a term I've never before heard applied to that insulator. The Cal. Elec. Works CD 130 is also called a flattop. In "ceramic," the A.E. Co., Inc. dry spot is listed as a "Dry Splice" which makes sense as a name but again not one I've ever heard. The Hewlett suspensions are called "Wheels" and one unknown porcelain piece is referred to as an "Elephant Ear."

There are what I assume are typographical errors in the booklet. As far as I know, no K.C.G.W. signal has been found with the rear skirt embossing of FAIRMOONT although I am sure collectors would be willing to shell out the \$20 for a green CD 134 version of one.

The most any insulator is listed for was \$75 for a green Jumbo (CD 269). Close behind at \$70 is a Hemingray No. 79, amber 3 piece stacker (CD 248/311/311), a CD 123 cobalt E.C. & M., and a green aqua CD 260 Califor-

nia Roman helmet. Again, with more time, it would be interesting to compare the prices in this guide with other price guides of the time and with the current price guide. I'll leave it to the readers to do this on their own with the current price guide.

Gordan (a resident of Boise, Idaho) thanked Ken Dyer and Floyd Auddette, both of Boise, Idaho, for their help in compiling the list. I'm not familiar with either collector or their collection but suspect the insulators listed in this guide would be an approximation of what an Idaho collector would find in the area. Assuming these two did not travel widely to go to shows or deal extensively through the mail, it seems a wide range of insulators were used in the area with some companies supplying more than others. A quick count of a couple manufacturers found that 151 insulators were manufactured by Hemingray, 91 were Brookfield products, 35 insulators made by California were listed, 28 by McLaughlin, 12 were Denvers, 12 were Lynchburgs, 10 Maydewells, 9 Gayners, 7 O.V.G.'s, 6 N.E.G.M.'s, 4 K.C.G.W.'s and 1 N.W. & B.I.T.

In other activities, I've been working on documenting the material donated to the NIA by Pinky and Douglass Selby. The material cataloged so far includes their business card, NIA membership cards from multiple years, some early show flyers that will be eventually scanned, a log book of their sales stock, records of expenses to attend various shows, receipts from antique stores for purchases, letters sent to them (including a couple I sent), and name badges from shows.

A great deal of time has been spent creating a paper copy of auctions that are completely online. I've had to copy each picture and description individually and size it to fit on a page. When finished, I'll have a color copy made. Each one of these takes many hours to complete depending on the number of items in the auction.

In the next issue, I plan to report on an early booklet by J. Mowatt that is similar to the one by Gordon Bonza. Paul Axman found it and, knowing my interest in early hobby literature, sent it to me for my collection. It was mimeographed around 1970s in Canada so is a hard piece to find in the U.S. ■

Rick Soller



NIA WEBMASTER



BOB BERRY * NIA #1203

It has been a while since I have had a note in Drip Points. As most of you know I maintain the NIA website (<http://www.nia.org/>) and want to keep everyone informed about new or enhanced features. Please check out the site periodically for new additions Click the updated link for details.

Elton Gish has a fantastic collection of vintage insulator related catalogs and has offered digitized versions to NIA members through the website. Elton offered this great resource with the stipulation that it be available as a benefit of being an active member, so the site is password protected. If you contact me at webmaster@nia.org I can provide you access. There are currently 178 catalogs available and more are planned to be added. These great references include both glass and porcelain pin-type insulators as well as suspensions, spools, pins & hardware, third rail & trolley insulators, etc.—many “what’s-it” pieces can be identified for both use and maker. The format is designed to allow easy scanning for interesting items and then access to a full-size picture as desired. Each catalog is shown as a block of thumbnail (smaller) pictures—if you click on any thumbnail of interest you will get the full sized image of that page. These catalogs date from as early as 1876 to as recent as 2007!

In addition to the digital catalog listing there have been significant updates to the “identify your insulator” section: <http://www.nia.org/general/gallery.htm>

Insulators from outside North America (or the USA for porcelain) have been neglected over the last 20 years. The last publications were in the 1980s or early 1990s by Marilyn Albers partnered either with N.R. Woodward or Jack Tod. These are fantastic references, but so many new discoveries have been made with the improved communication of the web, eBay and Facebook. Many new CD and U number assignments have been made over the last few years. I work with Dario DiMare on glass CDs and I am assigning new porcelain unipart U-numbers for porcelain outside the US. Some notes about how to use the worldwide ID sites:

- Insulators are organized by country or overall numbering system (just follow the links)

- Relative size correct thumbnail pictures are provided for each style and country. Click a picture to get more details on each insulator. The details can include different markings, colors or other variations within a style.

- I am very interested in adding new styles for both worldwide glass and porcelain. If you have insulators to submit—please contact me at pyrex553@aol.com for tips on taking pictures. Dimensions and any markings are also critical for new items.

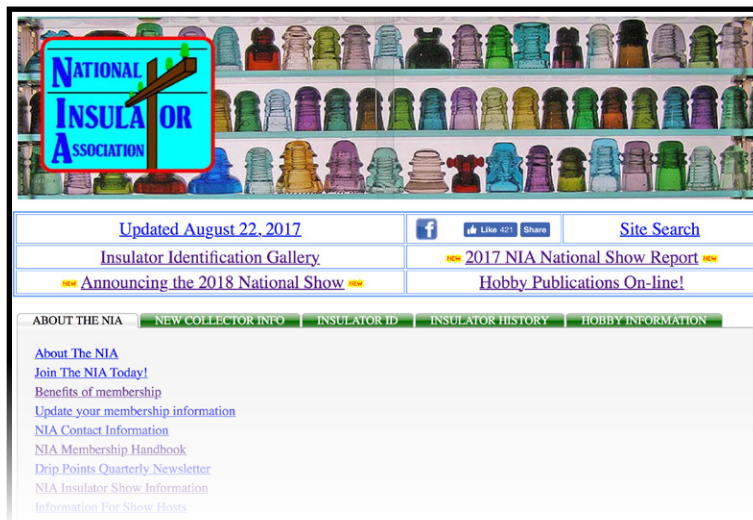
- Note that the porcelain focus has been on uni-part pin types. Going forward I would like to add multi-parts but have not started work there beyond capturing example pictures.

Note also the NIA has received permission to publish a number of excellent insulator books “on-line”! These include the fantastic “History and Guide to North American Glass Pintype Insulators” by the McDougalds. Link to publications: <http://www.nia.org/publications/index.htm>

The website will turn 20 years old this year (October). I am always looking for volunteers to assist with content, technical support, or any ideas on improvement. 🐱

Thanks,

Bob Berry





NIA COMMEMORATIVE COMMITTEE

COORDINATOR * CAROLYN BERRY * NIA #4336



2010



2011



2012



2013



2014



2015



2016



2017



The mold has been updated for the 2018 Kansas City, KS National and we are excited to let you know the color will be a first time ever done. We are leaving the intrigue factor until announcement in May when we have a sample in hand! We generally pour in late March, and the commemoratives shipped to us by late April.

We will be sending emails to those that have ordered before. However, if you do not get email, or have changed your email since last March 2017, please contact me so I can send you information on the 2018 commemorative.

We still have a few 2015, 2016, 2017 (both styles) regular commemoratives available. There is a handful or less of solid pours for 2011, 2012, 2014, 2015, 2016 & 2017. Please call (512) 255-2006 or email me at commemorative@nia.org for details.

Full details of the 2018 commemorative will be posted to ICON, Crown Jewels and in the June issue of Drip Points. ■

Carolyn Berry

HISTORY OF THE NIA COMMEMORATIVE

Being an enthusiastic insulator collector, Frank Miller of Tulsa, Oklahoma went home from the First National Insulator Meet (that's what the "National" show was referred to in 1970) held in New Castle, Indiana with an idea that collectors should have something by which they could remember the national meets. After months of struggling, he managed to have an insulator mold made. Frank said it was often referred to as "Frank's Last Folly" since he retired from teaching shortly thereafter. He also said it was worth the struggle. The commemorative insulator he designed replicated the early threadless "pilgrim hat" (CD 736) and is almost 4 inches high and is 3 1/4 inches across at the base. Since 1970, the glass commemorative has marked the national show event with new embossing for the location and a new color of glass. In 1979, the project was continued by John & Carol McDougald of Sedona, AZ. John and Carol produced the yearly commemoratives through 2009 at which time they donated the production to the National Insulator Association starting with the 2010 commemorative. Any profits made from the NIA Commemoratives go to benefit the National Insulator Association.



NIA RESEARCH & EDUCATION ADVISOR



JACQUELINE LINSOTT-BARNES * NIA #1380

Greetings from the Sunny South. We've had a colder than usual winter so far, but the days are warming and soon we'll wish we had some of the cold back. I have been busy working on the "Golden National" – "Celebrating 50 years of Meets and Shows". Nevertheless, I've also been searching and researching 50 years of information to share with you at the Orlando National in June 2019. If you have pictures from the early National Shows that you would care to share with me, I would appreciate your doing so. Just email to: bluebellwt@aol.com or mail to: 3557 Nicklaus Drive, Titusville, FL 32780. I will return to you any photos sent to me.

I have enjoyed the past eight years as the Research and Education Advisor. Interviewing collectors, show hosts, more collectors and their experiences within the hobby has made for an interesting, sometimes hilarious venture. My grandson, Clay Bledsoe, graciously organized the interviews and produced the DVDs for me to have copied (which my daughter, Laura did for me) to provide to you our NIA members. I hope this will continue.

My helping hands, Jeanne Weber, Tammy Brewer and Bob Merzoian, assisted with the development of the on-line lesson plans. Teachers have access to a complete lesson plan for any age group and can correlate it with any subject being taught in the classroom. Our NIA webmaster, Bob Berry, has done an outstanding job in keeping track of the number of times each of the lesson-plan segments have been accessed by educators. I say a big "THANK YOU" to these four volunteers.

So..... I say to you, the NIA membership. Step up to the plate! Volunteer, volunteer!!! Your expertise and experiences can go a long way for our hobby. Just say to a board member, "How can I help?" "What can I do to make the hobby grow?" "I have some extra time. Let me help."

See y'all in Kansas City for the 49th National. 🇺🇸

Jacqueline Linscott-Barnes

COBALT BLOBS ESTATE FIND

Collectors Lou Hall (NIA #7185) and Dave Brown (NIA #1321) sure have a reason to smile! Each of them are holding a rare CD 140.5 "Cobalt Blob", a recent find from a CA estate.



PHOTO CREDIT: NIA.ORG



EVENTS COMMITTEE



CHAIRMAN * DARRYL WAGNER * NIA #8671

Hello again fellow members,

With Spring “hopefully” not far away, we are again looking forward to a good season of shows. With the National coming to Kansas City this year, the Events committee hopes to cultivate our next crop of potential Central Region National Show Hosts for 2021 and beyond. If anyone has an interest in hosting an NIA National or possibly a Regional show, please contact one of the Events Committee, your Regional Vice President or myself.

We would also encourage you to contact any our committee if you have an interest in hosting a local show, swap meet or backyard insulator get together. If there is anything that we can do to help, we will.

Your Events Advisory Committee Members are:

- **Eastern Region:** Dario DiMare – dario@dariodesigns.com
- **Central Region:** Bob Berry – pyrex553@aol.com
- **Western Region:** Dwayne Anthony insulators@open-wire.com
- **First Past President:** Don Briel – don.briel@comcast.net
- **Committee Chairman:** Darryl Wagner – show@nia.org or dwi@blitz-it.net - 816-719-0801

If there are any suggestions or requests that members would like to see the NIA assist show hosts with, please send us your ideas or if you have any questions regarding show hosting, feel free to contact us. We are here to serve. ▲

Darryl Wagner



NATIONAL INSULATOR ASSOCIATION

CONVENTION AND SHOW

JUNE 22-24, 2018

KCI EXPO CENTER

KANSAS CITY MISSOURI



See pages 40-41 for updated show info!

EDITOR'S NOTE: Member Spotlight is a new Drip Points feature. This is a chance to get to know your fellow NIA members, both young and old, new and seasoned. This issue, I've asked Dwayne Anthony to introduce himself. Dwayne was one of the very first collectors I met back when I attended my first insulator show in Bakersfield, CA in 1992 at the age of 11. He took me under his wing and to this day I consider him one of my best insulator collector friends.



Tell us a bit about yourself, Dwayne!

I'm originally from Northern Ohio, but I've lived in Southern California nearly all my life. I've been married for 33 years to my wonderful wife, Ofelia [NIA#3620]. We have two grown daughters and four grandchildren. I've been self-employed for nearly 40 years as a licensed contractor specializing in residential irrigation. Ofelia and I are also nearing our 25th year conducting insulator auctions as Open-Wire Insulator Services (www.open-wire.com).

What got you started collecting insulators?

During my childhood I had a deep fascination for the glimmering glass objects that I observed atop utility poles. 38 years ago, at the age of 22, while four-wheeling and rock hounding in Central Utah, I was finally afforded the opportunity to collect my first insulator from an abandoned pole. It was a Hemingray 20 in a stunning shade of Hemingray blue that set the real collecting bug into motion. I later joined the NIA, and then attended my first National Show in Fresno, CA, in 1987.

Do you have a specialty?

Yes, several. I have a deep fondness for glass insulators containing impurities—the junkier, the better. I'd say half of my collection falls into this particular specialty category, which includes glass insulators containing nails, bottle caps, wire, springs, huge bubbles, and wild swirling. Most of the other half of the collection consists of threaded color from the early telegraph era. These include sub specialty groupings of colorful early crown embossed Brookfields, Patent 1871 Hemingrays, E.C. & M.s, bullets and CD 134s. In addition, I also have various styles that do not fit into any of my specialty categories, primarily because I just happen to like them. I also maintain a small collection of lightning rod insulators and early non glass telegraph insulators.

What's your favorite insulator?

I'd have to say it's a short-statured aqua CD 102 star. My first insulator, the Hemingray blue 20 (mentioned previously), was somehow lost in the shuffle when moving



several years ago. My second insulator was purchased from a box of insulators at a garage sale for one dollar. It stood out from all the other plain aqua pony styles because it was so unusually short. I'd say it is safe to say that all of the first 100 or so insulators that made up my initial collection have since moved on, eventually being replaced and/or upgraded. But this single little star pony has always remained on my shelves, reminding me of my humble beginnings as an insulator collector.

Do you have any other collections?

When you have the collecting gene, it's tough to collect just one collectible category. I also collect antique bottles, specializing in those from early Western glasshouses and any pre machine-made American made bottle with strong swirling or two-toning. Ofelia and I also jointly collect colored or swirled quart & pint fruit jars, as well as colorful juice reamers. I also have a small collection of gems, minerals and fossils from my earlier collecting days, prior to insulators taking over!

Do you have a mentor in the hobby?

During my first few years of very active collecting I'd say Mike Guthrie and the late Ross Huth were my primary mentors. I think once one reaches the point of being a fairly knowledgeable collector, you then have to take on the responsibility of becoming a mentor yourself. I do still continue to learn much to this day from many admired collector friends in this hobby, though.

What's your most memorable insulator find?

That's easy, finding my first threadless insulator, a powder blue Mulford & Biddle, just lying there half exposed on the surface of the ground in Wyoming 25 years ago. I have found others since, but the thrill and excitement of your first major find hunting in the wild is tough to beat.

Any advice for a new insulator collector?

Join a local club. Join the NIA. Go to shows. Join one or more of the many social media insulator groups. Interact as much as possible with other collectors and find one or more mentors to learn from. Don't be afraid to ask questions. Collect only the insulators that you like, not what a current trend or specific category dictates. As time goes by, be open to making adjustments and expanding your interests, maybe even changing direction of your specialties completely. Keep it fun and you will surely keep that passion alive!

Dwayne's Service at a Glance:

- Joined the NIA in 1985
- Served as NIA President from 1992 to 1994
- Hosted the 1995 NIA Western Regional in Visalia, CA
- Co-hosted the 1996 Long Beach NIA National
- Presented with NIA Outstanding Service Award in 1999
- He & Ofelia Awarded NIA Lifetime Membership in 2004
- Created and manages the NIA Altered Insulators Exhibit
- Hosted/co-hosted several local level shows and tailgaters

THANK YOU FOR YOUR TIME DWAYNE! PLEASE BE SURE TO VISIT DWAYNE AND OFELIA'S OPEN-WIRE INSULATOR SERVICES WEB SITE AT WWW.OPEN-WIRE.COM. 🌲

Would you or someone you know be interested in being featured in a future issue of Member Spotlight? Please contact the editor! The only requirement is that the person featured must be a member of the NIA in good standing. If the member is a junior collector (under the age of 18), parental consent and assistance with the interview will be required. Interviews are conducted via email (preferred) or phone.



A VERY SPECIAL DELIVERY

BY MIKE BERRIDGE * SUBMITTED BY MIKE DOYLE

It was early in January this year when a relative of mine returning from a holiday at the coast, advised me that he had seen a line of telephone poles, about an hour's drive from home, that looked like they might harbor some insulators I might be interested in (picture 1). So after a few days, off I went to check it out.

The target road traveled across the northern side of a very wide shallow dam known as the Vaal. What I hadn't expected were the numerous pot holes along the road, as well as the distance of some 50 kilometers.


Only a few of the poles were reachable, and I pillaged as many varieties of insulators as I could reach. A few overseas collectors were interested in the story, and I published an account of the adventure with some photos of the loot; and some of the latter were quickly ordered.

It was about 6 months later that the USA collector, Michael Doyle, spotted something in one of my pictures that he liked: it was a wooden cross arm which was beveled—a feature that he told me was unusual and scarce (picture 3). Already knowing that I did not actively collect poles and their hard-ware, he asked me what the dimensions were, and what it would take for me to acquire it and send it to him. The challenge of getting that thing down and sending it all the way to an enthusiast in the USA kind of appealed to me, so I agreed to a certain fee that would cover all costs and a 'hamburger for the road'.

So a few days later, off I went again. From my photograph #3 I had estimated the length of the arm to be a little less than a meter. But on looking at another photo I had taken (picture 2) I had to suspect I had under-estimated it. When I got to the broken pole, tramping through very deep grass, I realized how true that was. I sawed down what was left of the rotted pole, unbolted the arm with its bolts and fittings, went home and announced to Mr. Doyle a 100% success.



MIKE BERRIDGE





But it was then that I noticed that something did not match up. The arm was the correct one for sure, but there were only 5 insulators and spindles, not the 6 that were shown in the photograph! What had happened to the 6th pin? I'm darn sure I didn't lose it!

But I was very keen to do the deal, so I elected to return to the site once again, and take down the neighbor of the first pole, which would give me plenty more of the pins and insulators.

Michael had complained about a lack of transposition points to be seen along the line. He even mentioned that it suggested to him that the line had been used to carry domestic power supply and not telephone lines. I quickly assured him that such was certainly not the case, but I was determined to look into the matter and see if there really were NO transposition points along the entire 40 km stretch.



So the second trip was a long day. I sawed down the neighboring pole as planned (picture 4), and found several trans points, but they were all wired up and very difficult to get at (pictures 5 & 6). Sawing a pole and trying to clip the wires would be too dangerous, because if the cops happened to pass by and catch me at it, I would be arrested for attempted cable theft, the latter being a very serious problem in South Africa. On a similar trip, the cops suddenly pitched up while I was loading the van with some loot I had just sawed down. They obviously thought the vehicle had broken down, and that I needed help. They didn't connect the sawed down pole near-by with myself—it would be too far-fetched and completely unlikely. And what cop would believe that I was cutting down a pole to send to some weird dude in the USA?!



A VERY SPECIAL DELIVERY

(CONTINUED)

But I managed to find a low risk example of a trans point (pictures 7 & 8) that I could saw down without making much of a mess.

So I returned home that day having downed three poles, getting two more beveled arms (picture 9) and plenty of extra pins with insulators, as well as a complete set of transposition brackets (picture 11). Meanwhile, the previous trip's loot was packaged and posted off (pictures 10 & 12).

Then the problems began. I was concerned to send the arm as quickly as possible so that Michael could start to assemble the whole thing. The arm was quite heavy, and the length turned out to be 2 meters and 20 cms with enough space for 12 spindles, drilled for 8, of which 6 had been in use at that point in the line (which had turned out to be the end of it as far way from home as possible [Murphy's law]). Michael and I realized that the weight and the size could pose a difficulty, so extra funds were allocated to deal with it. My task was to find out "how much" above the original budget would be needed.

I quickly learned that the post office would not accept a parcel exceeding 1 meter 20 cm in length, and we were over by 1 meter. So my task was to find some one or courier who WOULD. Phone call after phone call after phone call ensued. It was taking a long time to get very little progress. There was usually no reply, or I would be kept waiting indefinitely for an answer to my query, or quotes would be so high it would have been cheaper for Michael to fly out here to collect it as "hand luggage" (or should that be "arm luggage"), and stay for a day or two in a nice lodge to view the sites (insulators and pretty waitresses).

In the meantime, while all this was going on, Michael decided that because I had acquired so many pieces, he would like to have all 12 posi-





tions on the arm occupied, including the elusive transposition brackets. He would then also need the V-supports and bolts for securing the arm to an upright. Apart from the latter, the whole assembly would be a 100% authentic display of what was erected alongside that pot-holed roadway more than 60 years ago—wood that had survived decades of often brutal weathering.



This stuff was pretty heavy, and it was decided to send all the extras by surface mail. So another three boxes (picture 13) were very carefully packed (Michael wanted all the wires to be left on the insulators) and duly posted. That kind of packing ain't easy: try packing 12 insulators (the quantity had risen to an additional 12 to cover the 4 needed for the trans, and to get more variety of what was used on the line [picture 14]) all still wired such that none would get prodded and scratched by their neighbors, and wires would not end up sticking out of the sides of the box (a source of suspicion for customs!)



So all that remained then was to send the over-length cross arm, and the project would be complete. Finally, finally, I ended up getting a promising referral from a Facebook site. This was a company that specializes in transporting film equipment from country to country, and I was getting a good price from them. But I had to deliver personally, and Michael would have to



A VERY SPECIAL DELIVERY

(CONTINUED)

drive a considerable distance to the L.A. airport to personally clear customs and collect. We were advised that the thing would need to be fumigated. We had thus far gotten away with the dirty insulators (with patina) and considered that it should only be necessary if it was opened and scrutinized. So it could be done on landing if demanded.

The arm was carefully packed (picture 15) and happily delivered to the shipping agent near the International airport. It had been packed several weeks prior—that is how long it had taken to find someone who would do the deal. I left there elated: the last task had been completed; I could go for a cappuccino or two (but actually, instead, I went hunting another telephone line I had seen, and found it completely gone).

Little did I know that there was still a huge problem about to be faced. It would be several more weeks before that pole would take off.

I was emailed by the shipping agent asking if I had submitted my invoice with the arm. This confused me. Surely the invoice was to come from them, and not the other way round. This kind of froze things for a couple of days, and then came a repeat request with the advisory that the package could not be sent until the invoice was received. Surely, I figured, they wanted payment - for which I must get THEIR invoice. So again, I expressed my confusion.

It then was revealed to me that this was not ordinary parcel post—even though a bit oversized—but was classified as “freight” which required a whole lot of paperwork, and that is what they meant by “invoice”. They wanted stacks of info—just about everything except samples of our blood! So I began assembling all the info requested, which involved several communiques with Michael overseas. Finally all was in order—except for one tiny thing—an “export code”. Again I contacted the agent to ask what I must fill in for this. The answer was that it was absolutely mandatory and sent another bunch of forms for me to apply for that code. It was only a one-off parcel—a gift—surely all the fuss was not necessary?!

Here is where I hit a serious snag—worse than barbed wire in the grass. I had never before sent anything by “freight”



and the whole mission was completely foreign to me (yes, you guessed right). To get the “Export Code” I needed to get an “Export License”. And guess what that meant? About 2 full days of slog through various departments in the Central Business District of Johannesburg to make an application which would then be subject to scrutiny—no immediate “export code.” And worst of all, I would have to apply for a tax clearance certificate from the South African revenue services, which would be an added complication.

I had to inform Michael that this was quite beyond me at the present time. He actually advised me to pack it away so that in a few months time, or even a year or two, we would find a way to move that old arm. That vexed me greatly, because I had sent everything else to Michael for a pole, which had suddenly become “verboden” (forbidden).

Sometimes it’s not WHAT you know, but WHO you know. It suddenly dawned upon my brain that I have a long standing work colleague who is heavily into import and exports. So with just one phone call (actually two, because my phone battery died in the middle of it), my friend saved the project by offering the use of HIS export code. Going even further, he looked up the classification for our article. I had already established it as a “vintage support for garden lamps”, but we also had to specify what it was made of. My friend Andy told me that about 60 years or so ago (the birth time of the pole) it was common here in South Africa to use eucalyptus wood imported from Australia. It



was used as supports in the gold mining tunnels, and most likely used by the telephone people as well because this kind of wood was well known for its extraordinary durability in all sorts of adverse conditions. AND also, it was 'duty free' as an import. So, no problem; it was wood of the type "eucalyptus". It would thereby be less likely to be examined and declared eligible for 'fumigation'.

So I had finally, after several frustrating weeks, got my "invoice" in place and emailed all the forms to the shipping agent. Then things moved mighty fast. The long anticipated payment invoice arrived, which I paid in cash within the hour, and sent off the payment slip (within the same hour). We were then advised that it was booked on a flight to L.A. the next day, and Michael was delighted to see a detailed graph of what was happening to it—almost hour by hour. He cleared it from customs a few days later!

What a pleasure—mission accomplished. The challenge had been met—to the full. But oh dear, another sword was suddenly suspended above our heads! Where were the 3 boxes containing all the spindles, nuts, bolts,

transposition brackets, and so on that had been posted by surface mail nearly three months ago? On about the 11th week we began to wonder, and Michael's inquiry using the tracking numbers revealed some disquieting news. Eleven weeks ago, they had arrived at the Johannesburg sorting depot, and that was the end of it. Huh? Inquiries at Michael's end revealed nothing. What had happened to that precious cargo? I feared that somehow it had gone astray. So by the end of the 13th week I feared the worst. I would have to find replacements, and that would need another trip, because I did not have another transposition bracket and I would also need some more of the beveled spindles. As the days went by, I began to work on a plan.

But all of a sudden, Michael received a notification that 3 parcels awaited him at his local post office. The agony was over. At long last, Michael received his full outfit—an original 12 pin cross-arm fitted with everything that had been installed on it more than 60 years ago—insulators and all, even complete with patina and wires still attached—all perfectly intact after a long voyage. ▲





A VERY SPECIAL DELIVERY

AFTERWORD



The following photos were provided by Mike Doyle showing the South African crossarm and its jewels in its new home in California.

(LEFT) Mike takes a photo of his new crossarm outside the Delta air cargo terminal at LAX airport. The wait is over!

(BELOW) Showing the final product, complete with hardware and insulators, at his home. The pole is 100-year-old redwood taper, freshly removed from Visalia, CA.

(FACING PAGE) Showing detail on the crossarm. The beveled top is but one interesting feature! Note the finger joints and the multiple layers of eucalyptus laminate.

FROM THE EDITOR: SPECIAL THANKS TO MIKE BERRIDGE AND MIKE DOYLE FOR SHARING THIS STORY! AT LEAST FOR ME, THE LARGE SELECTION OF PHOTOS REALLY HELPED ILLUSTRATE THE SHEER AMOUNT OF EFFORT INVOLVED IN THIS PROJECT. MY HOPE IS THIS IS ALSO CONVEYED TO OUR READERS. 🐻





NEW DISCOVERY

BATTERY REST DESIGN DISCOVERED ✱ BY CHRISTIAN WILLIS

IN THIS ISSUE WE'RE FEATURING A NEWLY DISCOVERED BATTERY REST INSULATOR!

On December 26, 2017, as the NIA Information Director, I was contacted by John Penney of Sydney, Nova Scotia, Canada. He attached a few photos and asked my opinion if I thought this was an insulator, stating that the piece was simply embossed with "PATENTED JULY 12, 1870". The pictures certainly looked similar to a couple of battery rest insulators I had seen in Don Briel's price guide. I checked the price guide but didn't see any CDs that perfectly matched. The closest I could find was a CD 61, but this one appeared to be larger with a lip around the platform/cup.

My interest piqued, I promptly headed over to Bill Meier's trusty Insulator Patents Database (<https://reference.insulators.info/patents/>) and typed in the patent date. To my surprise, a match was returned! Patent #105,252 was assigned to Orris W. Robertson of Milwaukee, Wisconsin, for an "improvement in battery-insulators". The design was a perfect match! The patent drawings can be seen on the opposite page.

I replied to John on December 31st letting him know that I thought it was indeed an insulator. By this time, he had listed the piece on eBay on behalf of the seller, and boy was it getting some attention! The auction closed on January 6, 2018. The closing price was \$7,767.00 Canadian, or approximately US\$6,200.00. There were 29 bids from 7 bidders.

I asked John if he had any provenance to share about this piece. He replied, "It was found in an abandoned barn [in Sydney Mines, Nova Scotia] 15 years ago. The owner had it on his workbench covered in junk, nuts, bolts, etc. He brought it to me to see what it was knowing that I have some insulators, and after research, it went on eBay. It almost nev-

er made it at least a dozen times over the years from being knocked around and almost dropped. It has gone to a true collector and now sits safe & sound on a shelf."

What a find! One very lucky collector out there has this currently one-of-a-kind piece! I'm sure it will be assigned its own CD number and we'll hear more about this piece in the future. 🍷

-Christian



SHOWING THE EMBOSSED PATENT DATE
PATENTED / JULY 12, 1870



DIMENSIONS:

- 2 3/4" BASE DIA.
- 5 1/4" TOP DIA.
- 4 3/4" HEIGHT

COLOR: GREEN
(SPEC-TRU #514)

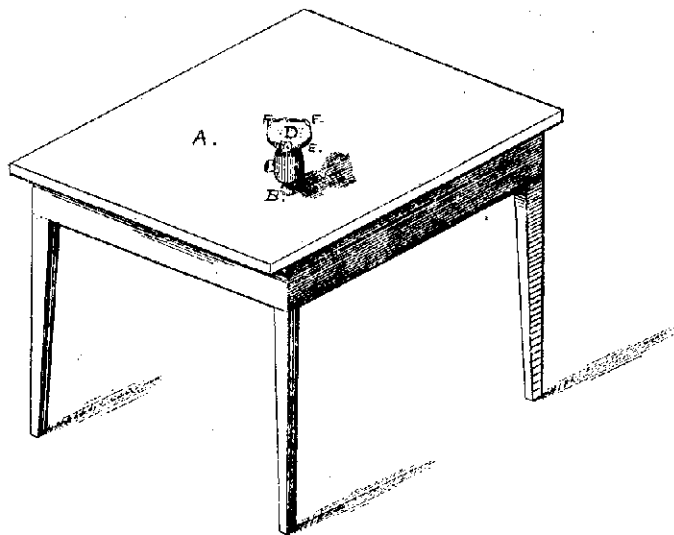


FIG. I

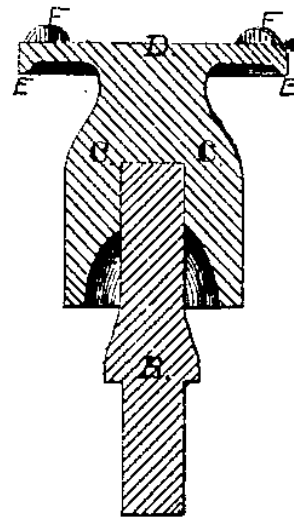


FIG. II.

United States Patent Office.

ORRIS W. ROBERTSON, OF MILWAUKEE, WISCONSIN.

Letters Patent No. 105,252, dated July 12, 1870.

IMPROVEMENT IN BATTERY-INSULATORS.

The Schedule referred to in these Letters Patent and making part of the same.

I, ORRIS W. ROBERTSON, of Milwaukee, in the county of Milwaukee, in the State of Wisconsin, have invented certain Improvements in Battery-Insulators, of which the following is a specification.

Nature and Object of the Invention.

The object of my invention is to secure a battery from connection with the ground, and give it good insulation, and this I do by making a glass insulator on which to set the cup, so as to keep the drop from coming in contact with the table on which it stands.

Description of the Drawing forming part of this Specification.

Figure I is a perspective view of my invention; and Figure II, a sectional view of the same.

General Description.

A, the table on which my invention stands.
B, the hub fixed in the table to hold the insulator firm in position.

C, the body of the insulator.

D, the cap of the insulator.

E, a curtain or rim projecting down from the cap D
F F F, raised projections on the edge of the cap D to keep the cup from slipping off.

The operation of this insulator is that, when in position, and a cup sitting on it, the drip, if any, will fall from the curtain E, and also from the lower rim of the body of the insulator, and the insulator, being made of glass, keeps the cup isolated from the ground.

Claims.

I claim as my invention—

1. A glass insulator, with body C and cap D, substantially as described.
2. Insulator C, cap D, curtain E, and projections F, substantially as described.

ORRIS W. ROBERTSON.

Witnesses:

W. M. HORNOR,
J. B. SMITH.

Patent appears courtesy of Bill Meier: <https://reference.insulators.info/patents/detail/?patent=U105252>



UPCOMING EVENTS

MARCH – APRIL 2018

MARCH 9-10, 2018 (Friday-Saturday)

CHICO, CALIFORNIA

The 52nd Annual Antique Bottle, Jar, Insulator & Collectibles Show will be held at the Silver Dollar Fairgrounds, 2357 Fair Street, Chico, CA on Friday & Saturday March 9-10. Friday: 10 a.m. to 7:00 p.m. for dealer set up and \$5 early buyers' admission. Saturday: 9:00 a.m. to 4:00 p.m. Free admission. INFO: RANDY TAYLOR, P.O. Box 1065, Chico, CA 95927. Cell Phone: 530-518-7369 or email: RTJARGUY@AOL.COM

MARCH 10, 2018 (Saturday)

NEW OXFORD, PENNSYLVANIA

The Chesapeake Bay Insulator Club's 30th Annual Antique Insulator and Tabletop Collectable Show and Sale. NEW LOCATION: 21 North Bolton Street, New Oxford, PA 17350 (just outside of Gettysburg). Hall Set up Friday 9 March from 5 to 7 PM; Dealer Set-up 7 to 9 AM 10 March; and show hours 9 AM to 2 PM. The United Hook & Ladder Company # 33 is our new host in a spacious, well lit, renovated hall. Admission is free! For information contact GUS STAFFORD at gus.stafford@gmail.com (717) 790-9183.

MARCH 17, 2018 (Saturday)

PLATTE CITY, MISSOURI

The Annual NW Missouri Insulator & Bottle Show will be held at the Platte County Fairgrounds, 15730 Fairgrounds Rd., Platte City, MO 64079. This is between Kansas City & St. Joseph, just off of I-29. It will again be the same weekend as another long standing antique show, which allows both shows to have more attendees. The demand for dealer tables has been high the last couple of years, so the earlier you reserve your space the better. There will be a food vendor on-site. Set up time will be 7:00 AM to 9:00 AM, then open to the public from 9:00 AM to 3:00 PM. Sales tables are \$25 each and admission is FREE. Contact DARRYL WAGNER at 816-719-0801 or email at nwmoshow@dwagnerkc.com for information and/or show packet.

MARCH 17, 2018 (Saturday)

SEATTLE, WASHINGTON

29th Annual Emerald City Insulator / Bottle Collectors Get Together and Potluck Show will be held Saturday, March 17 from 8:30 to 4:00 PM. Dealer set up at 7:30. Location: Northwest African American Museum, 2300 S. Massachu-

setts St, Seattle, WA 98144. A \$35 donation is requested for a table space. There will be a raffle (donations are accepted) to help with putting on the show. Collectors: Please email if you are attending the show and need or bringing a table. Also, please bring a main dish or salad to share. Free admission. Info: GIL HEDGES-BLANQUEZ 206-218-7936 or ROBIN HARRISON 206-522-2135 or BONNIE & WIN TRUEBLOOD 360-491-1285.

MARCH 23-24, 2018 (Friday-Saturday)

DELAND, FLORIDA

Deland, Florida's 48th Annual Antique Bottle, Insulator & Table Top Collectable Show and Sale will be held at the Bill Hestor Building, Volusia County Fairgrounds, Deland, Florida 3150, E. New York Avenue, Deland, Florida 32724, Friday 4:00 pm – 7:00 pm, Saturday 8:00 am – 3:00 pm, \$20 for Early Buyers, 3:00 pm Friday and before 8:00 am Saturday. Dealer set up is 1:00 – 6:00 pm Friday Early Buyers \$20 and Saturday at 8:00 am show is free to the public. Deland Florida M-T Bottle Club, www.m-tbottleclub.com, DWIGHT PETTIT, Club President, 719 Loretto Court, Deltona, Florida 32738, 386-956-8033 pettit9119@bellsouth.net FOHBC Member Club.

MARCH 24, 2018 (Saturday)

COON RAPIDS, MINNESOTA

The North Western Insulator Club invites one and all to join us for the second annual North Suburban End of Winter Insulator Sale & Swap Meet. Location is the VFW Hall at 1919 Coon Rapids Boulevard in Coon Rapids, MN. Hours are 11:00 to 4:00. Tables are free and lunch is potluck. Our host is DARYL LAWRENCE. Info: contact Daryl at: 763-300-4071 or dlaw116@msn.com

APRIL 7, 2018 (Saturday)

WHEATON, ILLINOIS

The Dupage Collectors Expo will be held Saturday, April 7th, at the Dupage County Fairgrounds, 2015 Manchester Road, Wheaton, Illinois, Hours are 9:00 to 3:00. Items for sale & trade include: Insulators, Lightning Rod items & Weather-vanes, Telephone & Telegraph items, Bottles, Jars, etc. Info: BOB STAHR: bob@hemingray.com (630) 793-5345 and RICK SOLLER: com574@clcillinois.edu (847) 782-8602.

UPCOMING EVENTS

APRIL – MAY 2018



APRIL 8, 2018 (Sunday)

ENFIELD, CONNECTICUT

Yankee Pole Cat Insulator Club Annual Spring Insulator, Bottle, and Tabletop Collectibles Show and Sale. American Legion Hall, 566 Enfield Street (US Route 5), Enfield, Connecticut 06082. Show hall is 1 mile from Exit 49 of I-91 (20 minutes from Hartford as well as the Mass Pike). Show Hours 8AM to 2PM. Dealer Setup 6AM to 8AM. Free Admission. 30+ sales tables as well as several displays. Free display space available. For dealer contracts, display information, or any other details - please contact JOHN RAJPOLT (203) 261-1190. E-Mail: rajpolt@earthlink.net

APRIL 13-14, 2018 (Friday-Saturday)

ANTIOCH, CALIFORNIA

The Golden Gate Historical Bottle Society's 52nd Annual Antiques and Collectibles Show will be held at the Contra Costa County Fairgrounds, Sunset Hall, 1201 West 10th St, Antioch, CA on Friday & Saturday April 13-14. Friday: Noon to 5:00 for dealer set up and \$10 early buyers' admission. Saturday: 9:00 to 3:00. Free admission. Info: GARY or DARLA ANTONE, 925-373-6758 or email: packrat49er@netscape.net

APRIL 21, 2018 (Saturday)

WEST LEECHBURG, PENNSYLVANIA

Western Reserve Club's 18th Annual Allegheny Valley Insulator Show and Sale will be held Saturday, April 21st at the West Leechburg Fireman's Recreation Hall, 1116 Gosser St, West Leechburg, PA 15656. Show hours: 9:00 to 3:00. Dealer setup at 7:30. 8' table = \$20. Info: RON BARTH 724-845-8439 or email: rktbarth@windstream.net

APRIL 21, 2018 (Saturday)

FRESNO, CALIFORNIA

22nd Annual Rohde Ranch Barbeque & Tailgater will be held Saturday, April 21st at 12441 North Friant Rd, Fresno, CA from 7:00 AM to 4:00 PM. You'll enjoy free-of-charge the famous Deep-Pit BBQ feast. Numerous tables are provided, or you may bring your own, or just open your tailgate and sell & trade. Swapping stories and bringing your recent finds are strongly encouraged. Bill's extensive porcelain insulator collection will be open for public viewing. Info: BILL at 530-701-4377 or KAT at 559-434-2162.

APRIL 21, 2018 (Saturday)

PERTH, ONTARIO, CANADA

Ottawa Valley Insulator Collector's (OVIC) 20TH annual show and sale, Saturday, April 21st in the Perth Lions Hall at the Perth Fairgrounds, 60 Arthur St., Perth, Ontario, Canada. Featuring coloured glass and porcelain, threaded and threadless insulators, foreign insulators, go-withs including signs, lightning rod balls, telephone related items and railroadiana. Setup begins at 7:00 A.M with dealer trading starting at 9:00 A.M. sharp. The hall will open to the public at 10:00 A.M. and tear-down will begin around 2:00 P.M. Coffee and Lunch will be available for purchase from the canteen. Info: DARCY LAFRAMBOISE 613-545-2423 or dlarasperry@hotmail.com Show link www.insulators.info/clubs/OVIC Mailing address: Darcy Laframboise, 2686 Kepler Rd., RR1 Elginburg, ON CANADA K0H 1M0

APRIL 22, 2018 (Sunday)

ROCHESTER, NEW YORK

The Genesee Valley Bottle Collectors Association will hold its 49th Annual Bottle, Table Top Antiques, Paper & Postcard Show & Sale on Sunday, April 22 from 9:00 to 3:00 at the Roberts Wesleyan College Voller Athletic Center, 2301 Westside Dr, Rochester, NY 14624. Admission is \$5 with 17-and-under free. There will be 125 dealers from the US & Canada. Info: AARON WEBER 585-226-6345 or email: gvbca@frontiernet.net

MAY 4-5, 2018 (Friday-Saturday)

COLUMBIA CITY, INDIANA

Free Admission, Free appraisals, Free air too! at the annual Columbia City, Indiana Insulator, Fruit Jar, Bottle & Collectibles show to be held at the Whitley County 4H Center, 581 Squawbuck Road, Columbia City, IN on May 4 & 5th. Plenty of parking, RVs welcome (no hookups) Friday dealer setup noon - 3 PM, Public 3-5 PM, Pizza 5PM, BRING SOMETHING FOR THE SHOW & TELL at 5:30 PM, Open House at the home of Josephine & Dave Ramp 6:30 PM. Saturday Dealer setup 6AM - 8AM, Public 8 AM until the last dealer leaves. First dealer table \$28, 2/\$48, 3/\$60, 4/\$75, 5/\$80, 6/\$85. For discounts on local hotels or for more info email GENE HAWKINS at: gene.hawkins@mchsi.com or call 574-377-0171.



UPCOMING EVENTS

MAY – JUNE 2018

MAY 5-6, 2018 (Saturday-Sunday)

CENTRAL POINT, OREGON

The 2018 Jefferson State Antique Bottle & Insulator Expo will be held at the Olsrud Pavilion at the Jackson County Expo in Central Point, Oregon. Saturday hours are 10:00 to 4:00 and Sunday from 10:00 to 3:00. Admission is \$3 or two for \$5. Early admission Saturday from 9:00 to 10:00 is \$10. The event is in conjunction with the regional Rogue Valley Antique Show. Info: BRUCE SILVA 541-821-8949 or email: jsglass@q.com Website: www.ecandm.com/expo/

MAY 12, 2018 (Saturday)

CAYUCOS, CALIFORNIA

The 26th Annual Golden State Insulator Club's Spring Insulator and Collectibles Show will be held Saturday, May 12th under the Big White Tent behind the Lions Veterans Hall, 10 Cayucos Drive (at the pier and inches from the beach). Hours are 8:00 to 3:00. Free admission. Free appraisals and evaluations. There will be a barbecue Saturday after the show. RV Park, motels and restaurants nearby. Please bring recent finds for show & tell. Info: PAULETTE KOTAN: gypsyduo795@gmail.com or 619-985-9085 or BOB MERZOIAN: bobmerzoian@mac.com or 559-359-2826.

MAY 18-19, 2018 (Friday-Saturday)

KENT, WASHINGTON

May 18 & 19 Washington Bottle Collectors Association 6th Annual Spring Insulator, Bottle and Collectible Show. Largest combined bottle and insulator show in Northwest Washington. Join us at the Kent Commons Event Center, 525 Fourth Ave N, Kent, WA. Dealer set up and early admission (\$5) Friday, May 18, 11-5 PM and free general admission Saturday, May 19, 9 - 3. Close to the population centers in NW Washington and we had quite a few full tables of insulators last year. For more information and table reservations contact: NIEL SMITH (360) 485-8343 wbcaweb@gmail.com or PETE HENDRICKS (253) 335-1732. Insulator related questions: ROBIN HARRISON (206) 522-2135 robin3250@comcast.net

MAY 19, 2018 (Saturday)

MOUNTAIN HOME, NC

The spring 2016 Dixie Jewels Insulator Club swap meet will be Saturday, May 19, 2018 at the Mountain Home Fire and Rescue on U.S. Highway 25 in Mountain Home, North Car-

olina from 9:00-3:00. Fred Pittman will be our host. This is always a popular meeting location and collectors are expected from all over the Southeast. Bring a table and any insulators you wish to show, trade or sell. There is no charge to set up. A noon meal will be served and side dishes and desserts are appreciated, but certainly not mandatory. Everyone is invited to dine with us. Please contact Fred at (828) 768-5060 or e-mail at trailat@bellsouth.net for more information, directions, or to let him know you will attend. Be sure to mark your calendar for the third Saturday in May and plan to join us! Add to your collection and enjoy a day of fellowship with other collectors surrounded by the beautiful mountains of North Carolina.

MAY 25-26, 2018 (Friday-Saturday)

MEDICAL LAKE, WASHINGTON

The 2018 Spokanistan Show will be held at the home of Dan & Kelli Simmons, N 1217 Wrangler Road, Medical Lake, Washington 99022 on Friday and Saturday May 25-26. BS session Friday evening. Lunch provided on Saturday. Info: DAN SIMMONS 509-220-9636.

JUNE 2, 2018 (Saturday)

TAMA, IOWA

The 21st Annual Hawkeye State Insulator Swap Meet will be held on Saturday, June 2nd at the Tama Civic Center from 8:00 AM-3:00 PM. The Civic Center is located at 305 Siegel St. in downtown Tama, IA, just two blocks West of Highway 63 on 3rd Street. Dealers can plan on setting up at 7:00 AM. There will be no cost to set up and lunch will be provided to those attending. This annual event tends to be fun and relaxed and draws a good variety of dealers and friends from the Midwest. We again look forward to hosting and providing you another great time in the Hawkeye State! For additional information and table reservation, please contact DAVE SHAW at (641) 484 5463 or e-mail at dashaw@mchsi.com.

JUNE 2, 2018 (Saturday)

MOUNT BRYDGES, ONTARIO, CANADA

15th Annual Southwestern Ontario Insulator Meet will be held Saturday, June 2, at the home of Henry and Hilary Nicpon near Mount Brydges, Ontario. There's a \$10 charge for a table, with the fee helping to cover the cost of food and beverages. Please RSVP by May 26th if you are com-

UPCOMING EVENTS

JUNE – AUGUST 2018



ing. Info: TOM IANNELLI 519-641-0098 or email: tiannelli0098@rogers.com or BARRETT NICPON 519-670-8796 or email: barrett.nicpon@gmail.com

JUNE 16, 2018 (Saturday) PERKIOMENVILLE, PENNSYLVANIA

44TH Annual Pennsylvania Insulator Show & Sale will be held Saturday, June 16th, at 1837 Perkiomenville Road, Perkiomenville, PA 18074. Steve Bobb will make his delicious pulled pork again. Come and enjoy a day with your collector friends. Buy, sell & trade insulators and related items. Please bring a food item for the insulator picnic. 9:00 AM until the last person leaves. Info: STEVE BOBB 610-539-6533 or email: sbobb1@verizon.net or CLAUDE WAMBOLD 215-234-8413 or email: acwambold2@verizon.net



JUNE 22-24, 2018 (Friday-Sunday) KANSAS CITY, MISSOURI

The 49th Annual National Insulator Association Convention and Show will be held June 22-24 at the KCI Expo Center, 11730 N. Ambassador Drive,

Kansas City, MO 64153. This event will be 35,000 square feet of glass & porcelain insulators, hardware, signs, lightning rod balls, battery jars and rests, lamps, bottles, jars and much, much more, with 175+ dealer and display tables. We will be having a "Family Night" event on Friday that will include transportation, country cook-out, seminar and a professional FIREWORKS display. Find show & dealer information, along with updates at <http://www.nia.org/shows/national/> or contact Darryl Wagner, PO Box 1135, Smithville, MO 64089. Phone 816-719-0801 or email: nwmoshow@dwagnerkc.com

JUNE 29-JULY 1, 2018 (Friday-Sunday) WILDON, AUSTRIA, EUROPE

The 2018 International Insulator Collectors Meeting will be held June 29 – July 1 in Wildon, Austria. More information will be announced in the coming months. If you have an interest in attending, please contact DANIELE VORMWALD at: danielevormwald@web.de

JULY 7, 2018 (Saturday) SOUTH LAKE TAHOE, CALIFORNIA

The Lake Tahoe Backyard Insulator Show will be held Satur-

day, July 7th from 9:00 to 4:00 at the home of George & Judy Klingler, 1173 Tata Lane, South Lake Tahoe, CA. Breakfast / coffee and full lunch will be provided. Friday set up is fine and dealers invited to stay for dinner. Info: contact George or Judy at 530-541-3254 (home) or 530-416-1631 (cell) or email: judyklingler@charter.net

AUGUST 2-5, 2018 (Thursday-Sunday) CLEVELAND, OHIO

The 2018 National Antique Bottle Convention & Expo will be held August 2 – 5 at the Cleveland Convention Center in downtown Cleveland, Ohio. For details, visit the website at: <https://www.fohbc.org/national-convention/> or call MATT LACY AT 440-228-1873 or LOUIS FIFER 330-635-1964.

AUGUST 3-4 (Friday-Saturday) ZIGZAG, OREGON

Ernie and Mary Carlson will host a backyard sale and swap on Saturday, August 4, at their home in the beautiful foothills of Mt. Hood. Coffee and breakfast pastries, lunch, and sales tables will be provided; side dishes and desserts are appreciated. Please RSVP early to reserve a table. Ernie's model railroad and Mary's lush gardens will be open for tours. Come early on Friday for set-up and a bonfire; show opens at 8 am on Saturday. Location: 21199 E. Briarwood Road, Zigzag, Oregon 97049. Info: (503) 622-3573 or ecarlson6@frontier.com

AUGUST 18, 2018 (Saturday) WINSTON-SALEM, NORTH CAROLINA

The Dixie Jewels Insulator Club's summer swap meet, hosted by David Erickson, will be held on Saturday, August 18, 2018 from 8:30am-2:30pm in Winston-Salem, North Carolina at the Bible Life Church, 2510 Gumtree Road, Winston-Salem, NC 27107. All collectors are welcome. You'll find a good selection of insulators in all price ranges. Consider setting up a sales table. Dave will have a few tables available, or you may bring your own. Reserve tables before the swap meet date by contacting David Erickson at (336) 247-1928 or e-mail at Dave.erickson1@aol.com. There will be a noon meal and everyone is invited to join us. If you wish to bring a side dish or dessert, it would be appreciated but is certainly not required. Join your Dixie Jewels friends from around the southeast for a great day of fellowship, and plan to add some jewels to your collection.



UPCOMING EVENTS

SEPTEMBER – NOVEMBER 2018

SEPTEMBER 7-8, 2018 (Friday-Saturday)

BEND, OREGON

The annual Jefferson State Insulator Club's Tres-Amigos Insulator Show & Sale in Central Oregon will be held September 7th & 8th starting with diner Friday evening followed by our traditional bonfire and story-telling time. On Saturday the show will begin early with a BBQ lunch at 11:35. Side dishes are welcome. This year, tables will be provided. Therefore, if you would like a table please let us know beforehand so the correct number can be ordered. Be sure to bring your "Go-Withs" and any other treasures along with your hunting and adventure stories for the Friday evening bonfire. This year we are opening the contiguous field for parking as well as for loading and unloading, making access more convenient. Remember, your RSVP is appreciated and necessary should you want a table or two. Location: 64420 Research Road, Bend, OR 97703. Lodging and camping in Tumalo State Park nearby; or camping on site. Info: JIM SINASEK 541-383-8067 or oregonjim@q.com ... ERNIE CARLSON 503-622-3573 or ecarlson@gmail.com ... MID NORRIS 541-281-2715 or mudhen@gmail.com

SEPTEMBER 8-9, 2018 (Saturday-Sunday)

ABBOTSFORD, BRITISH COLUMBIA, CANADA

Mark & Laura Schultz will host the Abbotsford Insulator Show at their home, 33911 Farmer Road, Abbotsford, British Columbia on September 8-9. Collectors are welcome to come earlier in the week and set up as there's room for RV parking on a first come, first served basis. Lunch is provided but if you can bring a dish that would be appreciated. Tables are free but please RSVP so we know how many to obtain. Remember to bring lots of insulators! Info: MARK SCHULTZ 604-855-4125 or email: schultzmachinist@gmail.com

SEPTEMBER 22, 2018 (Saturday)

HOUSTON, TEXAS

The 27th Annual Houston Insulator and Collectibles Show, sponsored by the Lone Star Insulator Club, will be held September 22, 2018 in the Pasadena Room of the Houston Marriott South at Hobby Airport, 9100 Gulf Freeway Houston, Texas 77017. Show hours are 9:00 a.m. until 4:00 p.m. with free parking and free admission. Dealer tables \$45/first,

\$40 each additional. Guest rooms \$89/night for show attendees. Fly into Hobby and take free shuttle to and from Hotel. Contact CHRIS (281-461-9652 crenaudo@aol.com), KEITH (979-245-2558 keithbrooking@spcglobal.net), or JOHN (281-851-6585 j.hall@ix.netcom.com) for more information.

SEPTEMBER 22-23, 2018 (Saturday-Sunday)

SANTA ROSA, CALIFORNIA

The 2018 Santa Rosa Antique Bottle & Collectibles Show will be held September 22nd & 23rd at the Santa Rosa Veterans Memorial Building, across from the Sonoma County Fairgrounds. Saturday hours will be 11:00 to 4:00 with general admission at \$3. Early entry from 10:00 to 11:00 will be \$10. Sunday's hours are 9:00 to 3:00 with free admission. Info: 707-823-8845 or email: nbca@comcast.net or website: http://www.oldwestbottles.com/Santa_Rosa_Show.php

OCTOBER 7, 2018 (Sunday)

CHELSEA, MICHIGAN

The Annual (42nd) Antique Bottle and Insulator Show sponsored by the Huron Valley Bottle and Insulator Club will be held on Sunday October 7th at the Comfort Inn Conference Center, 1645 Commerce Park Drive, Chelsea, Michigan. It is located just north of I-94 at exit 159 (M-52). Doors open at 9 am to the public and show closes at 3 pm. Admission is \$3.00, with children under 16 free. Dealer set-up begins at 7 am. Food available on premises. Items for sale include: insulators, bottles, jars, lightning rod balls and weathervanes, and other related collectibles. Contact Rod Krupka, phone 248-627-6351 or e-mail rod.krupka@yahoo.com; or Mike Bruner e-mail abbott4girl@sbcglobal.net.

NOVEMBER 2-4, 2018 (Friday-Sunday)

SPRINGFIELD, OHIO

The 48th Mid-Ohio Insulator Show will be held November 2-4 at the Clark County Fairgrounds, 4401 South Charleston Pike, Springfield, Ohio. Exit 59 off I-70. Show hours are Friday 3:00 PM to 6:00 PM, Saturday from 8:00 AM to 5:00 PM, and Sunday from 9:00 AM to closing. Info: CURT BOSTER email: cboster530@att.net or 614-301-5125 or LOIS BLAIR 740-852-3148. Additional info at: www.insulators.info/shows/springfield

UPCOMING EVENTS



NOVEMBER 2018 – JUNE 2019

NOVEMBER 17, 2018 (Saturday)

LOUDON, TENNESSEE

The final Dixie Jewels Insulator Club swap meet of 2018 will be hosted by Stephen and Robin Ruppel on Saturday, November 17 in Loudon, Tennessee from 9:00-2:00 Eastern. We will meet at Bethany Baptist Church, 3586 Hwy. 72 North, Loudon, TN 37774. The church is located south of Knoxville, TN and is only 1 1/4 miles off exit 72 on I-75. There is no fee to set up a sales table, so you are invited to bring insulators, bottles or other collectibles to sell, trade or swap. Collectors are expected from 6-8 states and there are always lots of insulators. A limited number of sales tables will be available on a first come-first served basis or you may bring your own. A noon meal will be served, and everyone is invited to join us for lunch. If you wish to contribute to the meal, side dishes, drinks or desserts would be welcome. Please call ahead of the swap meet date to reserve tables or to let Stephen and Robin know what you will bring for the meal. For more information or table reservations, please contact: Stephen Ruppel, (865) 228-7086. For a copy of the club newsletter with directions to the swap meet, contact Bill Haley, wgh@tnaqua.org.



JUNE 14-16, 2019 (Friday-Sunday)
ORLANDO, FLORIDA

The National Insulator Association's 50th Annual Show and Convention will be held June 14-16, 2019 in the Convention Center at the Doubletree

by Hilton Orlando at Sea World, 10100 International Drive, Orlando, Florida 32821. In June 2018, show information will be available on the NIA web site and at the National in the Central Region. Plan to be a part of "Celebrating 50 Years of Meets/Shows". The show hosts are Clay Bledsoe, NIA# 5581, Jacqueline Linscott-Barnes, NIA# 1380, and Graham Barnes, NIA# 115. For show information contact: Jacqueline Linscott-Barnes, bluebellwt@aol.com or (321-480-1800). ▲

THE UPCOMING EVENTS LIST APPEARS COURTESY OF CROWN JEWELS OF THE WIRE MAGAZINE – CJOW.COM. WITH SPECIAL THANKS TO HOWARD AND LINDA BANKS.

MEMBER CLASSIFIED ADS

STEVE ROBERTS: Looking for E.C&M's or California's in either unique character or colors. Please send pictures and price to Steve_Roberts@comcast.net. (Note the underscore "_" between Steve and Roberts.)

DON BRIEL: Free help available to identify and estimate value on glass insulators. Send a description and photos of your insulator in question to: Don Briel – Don.Briel@comcast.net

CHRISTIAN WILLIS: WANTED - Hemingray embossing errors, mine insulators, spools, wall tubes and experimental styles. See my wanted list at: www.hemingray.info/wanted or email me: mr.hemingray@gmail.com

JACQUELINE CLARK LINSKOTT BARNES: Free! Fun! Friendship! JUNE 14-16, 2019! Celebrate 50 years of Meets/Shows. Contact: bluebellwt@aol.com for information.



DID YOU KNOW?

All NIA members are entitled to a **free 25-word ad** every year in Drip Points. Please contact the editor to get your ad listed.

THE CREBB SAGA CONTINUES

BY WALT BAUMGARDT * NIA #8007

Like many of you, I became addicted to Crown Embossed Brookfield Beehives (CREBBs) even before Lee Brewer published his book in 2015. After Lee's book came out I somehow felt that the no shop number CREBBs were orphans. I undertook a study of the no number CREBBs, thinking it would be quick. After all, with so many SN CREBBs, how many no number CREBBs could there be? To date I have identified five distinct embossings with no shop numbers. They follow here in no particular order.

1. (FC) (arc) W. BROOKFIELD / 45 CLIFF ST / N.Y.
(RC) (arc) PATD NOV 13TH 1883 / FEB 12TH 1884
2. (FC) (arc) W. BROOKFIELD / 45 CLIFF ST / N.Y.
(RC) (arc) PAT. NOV. 13. 1883 / FEB. 12. 1884
3. (FC) (arc) W. BROOKFIELD / 45 CLIFF ST / N.Y.
(RC) PAT / JAN 25 1870
4. (FC) (arc) W, BROOKFIELD / NEW YORK
(RC) PAT. NOV . 13TH 1883 / " FEB. 12TH 1884
5. (FC) (arc) W. BROOKFIELD / NEW YORK
(RC) (arc) PAT. NOV. 13 1883 / FEB. 12 1884

To date I have identified 29 distinct molds encompassing these different embossings. The challenge of not having a Shop Number (SN) is seen in the following photos. In each, the insulator on the left is the usual CREBB with a SN. The one on the right is a CREBB without a SN.

It is not uncommon to be able to determine which SN variant you have by studying the SN. The mask then verifies it. That is not to say that there are not instances where you need a mask to be able to determine the SN variant.

Without a SN for reference, you have to rely solely on a mask to determine the variant you have. Your accurate assessment of the correct variant is only as good as your mask. This means to have to mask all you No # CREBBs. This is not that difficult, but there is certainly a learning curve involved. I have re-masked many a CREBB because the mask I just made did not match the embossing on the insulator. This is not meant to be a tutorial on masking, but in my case there are three primary reasons for poor quality masks. 1. I'm in too much of a hurry and rush the process. 2. My plastic film is not tight to the insulator in all places. 3. My film is poor quality and in an effort to keep it tight to the insulator, I've stretched it.



Picture 1. Rear Crown of a SN and NO SN CREBB.




Picture 2. Front Crown of the same two insulators.

This is a quick update of activities in this area. There is a lot more to do, not least of which is to cross reference the SN and NO SN CREBBs for shared embossing. With all the work that Brookfield put into redoing shop numbers, it seems natural that at some point they would have added a shop number to a previously No SN insulator. I have to thank Gene Hawkins and Dave Shaw for their assistance. They have both provided No SN CREBBs for the continuation of this study and I am indebted to them for their assistance.

I would be happy to look at any No SN CREBBs you may have. I plan on being at the CBIC show in March and the National. I'll let you know of others. ▲

2015 EDITION North American Glass Insulators - Price Guide

- 370 Pages – Spiral Bound
- Added CD Numbers
- Added Embossing Listings
- Added Color Listings
- Drawings with Listings
- New and Expanded Appendices
- Color Cover and Photos
- Scale Drawings in Appendix



Paper Edition -- \$49 post-paid in USA

Call or email for shipping rates outside of USA

To order: send check, money order, or PayPal to:

Donald R. Briel

P. O. Box 188

Providence, Utah 84332

Don.Briel@comcast.net

(435) 753-5786

Visit: www.InsulatorPriceGuide.com

RAILRODIANA COLLECTORS ASSOCIATION, INC. ("RCAI")

*America's Largest Organization Devoted to the
Collection and Preservation of Railroad Artifacts*

◆ Meet friends and fellow collectors dedicated to preserving artifacts of rail transportation history for future generations.

◆ Find out about upcoming events and learn more about the almost infinite landscape of railroad collecting, from lanterns, to keys and locks, china, menus, and more!

◆ Membership includes our lavishly illustrated, full-color quarterly magazine, *The Railroadiana Express*, free-to-members advertising, and access to the membership directory.



To learn more about RCAI, to become a member, or download a recent issue of *The Railroadiana Express*, visit our website at:

www.railroadcollectors.org



National Insulator Association Scholarship Fund

**Attention young insulator collectors-
this scholarship is for you!**

Money for college \$1000/\$500 up to \$2000

Write a 300 word essay telling us how to spread the word about the hobby. New guidelines for 2017.

Go to <http://www.nia.org/scholarships>.




Submission deadline is March 1

The Scholarship Application and
Application Guide is available at:

<http://www.nia.org/scholarship/>



CREBB MASKS 2 Volumes • \$21.50 ppd*



- 2 Volumes containing all identified Crown Embossed Brookfield Beehive Shop Number Variants discovered to date
- Presented on plain paper & transparency, to cut and use as a ready made mask
- Entitled to free updates as new Shop Number Variants are discovered

Compiled
and Edited
by Walter
Baumgardt

To order:

Walt Baumgardt
2 Dolphann Dr.
Tonawanda, NY
14150

Email:
[glassman_43@
hotmail.com](mailto:glassman_43@hotmail.com)

Phone:
(716) 860-2524

*Continental U.S.
Pay by Check
or Money Order

NATIONAL INSULATOR ASSOCIATION

CONVENTION AND SHOW

JUNE 22-24, 2018

KCI EXPO CENTER

KANSAS CITY
MISSOURI

For Dealer and Show Information,
contact:

Darryl Wagner (816) 719-0801

nwmshow@dwagnerkc.com

or go to: www.nia.org





National Insulator Association

49th Annual Convention & Show
June 22-24, 2018



New added event for this year's National!!!

Steamboat Arabia, KC Streetcar, Union Station and National WWI Museum & Memorial Tour

For a pre-convention event, we are pleased to offer the following tour. First, you will board busses at the KCI Expo Center and be transported to the River Market Area downtown, where you will have a private tour of the Steamboat Arabia Museum. After which, you will board the new KC Streetcar system and ride through downtown to Union Station. At Union Station you will have lunch waiting on you, after which you will have approximately 1 hour of free time. After that, you will board trolley cars and be taken to the National WWI Museum & Memorial for another private tour. At the end of that you will have some free time. You will then re-board busses and return to the KCI Expo Center. The cost for adults will be \$60, special pricing for children.

You can view the new event registration and lunch selection forms at www.nia.org/shows/national.

Community Displays Information

Colored Signals "Signal Homecoming"

This display will be for Hemingray CD's 162 & 164 Signals. We will be looking for unusual colors, character, bubbles, rarity, etc. Brian Riecker will be supervising this display. As space will be somewhat limited, we ask that if you have a special piece or a few special pieces that might add to this display, please submit a picture and description to Brian at brian@domerglass.com or call him at 620-779-1741.

Seldom Seen Porcelain

This will be a display for Seldom Seen Porcelain. Since there is such a variety in this display that there will be 4 sections. Pin Type, Power, Foreign and a section with Strains, Johnny Balls, Wall Tubes, Suspensions & other miscellaneous Porcelain. Chris Hedges is supervising this display. Again, we ask that if you have a special porcelain piece or several, please submit pictures and description to Clint Gaylord at perceval2000@comcast.net.

If you haven't made your table, event or hotel reservations, don't delay. June will be upon us before you know it. We look forward to seeing you in Kansas City. If you have any questions or requests, please reach out to us at nwmoshow@dwagnerkc.com or 816-719-0801.

Don't forget to join the Fireworks!!!

Ad Rates 20% OFF in 2018!

- Camera-ready artwork is preferred; preferred file formats: PDF, TIF, JPG, DOC, DOCX
- Ads can be designed for an additional fee (contact for pricing)
- To receive the multi-issue discount, ads must run in consecutive issues with no changes.
- Ads must be paid for in advance. Please make checks payable to the National Insulator Association.
- Ads must meet all postal regulations that govern publications mailed at Non-Profit Standard Mail postage rate.

Full Page (8" x 10")

1 issue.....	\$100	\$80
2 issues	\$189	\$150
3 issues	\$278	\$222
4 issues (year).....	\$362	\$290

Half Page (8" x 4.5")

1 issue.....	\$55	\$44
2 issues	\$101	\$80
3 issues	\$147	\$117
4 issues (year).....	\$193	\$154

Quarter Page (4.5" x 3.9")

1 issue.....	\$30	\$24
2 issues	\$53	\$42
3 issues	\$76	\$60
4 issues (year).....	\$99	\$79

Eighth Page (3.9" x 2.1")

1 issue.....	\$20	\$16
2 issues	\$35	\$28
3 issues	\$50	\$40
4 issues (year).....	\$65	\$52

Sixteenth Page (2.2" x 1.8")

1 issue.....	\$15	\$12
2 issues	\$27	\$22
3 issues	\$39	\$31
4 issues	\$51	\$41

To place an ad, contact:

Christian Willis, Editor
publications@nia.org
 (949) 338-1404
 P.O. Box 2797
 Parker, CO 80134

Prices valid in 2018 and are subject to change thereafter.

NIA MEMBERSHIP & RENEWAL FORM



Prospective members may join the NIA at any time; however, the "membership year" begins on January 1st and ends on December 31st. New memberships issued within three months of the beginning of the new membership year (October – December) will be good for the following calendar year. New members are entitled to all membership privileges immediately upon acceptance by the NIA.

If you are joining the NIA during the months of January through September your membership will expire on December 31st of this calendar year.

Submit (Payable to the NIA in U.S. funds) To: **Andrew Gibson**

5997 Springwater Road
Dansville, NY 14437-9772

Dues Schedule:

Regular Membership **\$25.00**
 Junior Membership (under 18) **\$5.00**
 Club or Organization **\$50.00**

membership@nia.org
 Or renew online at:
<http://nia.org/membership/>

Check appropriate class: Regular Family Junior Club/Org.

Check years of Payment: Single year Multi-year

Please Print Legibly

Name _____

NIA # (If renewal) _____

Address _____

City _____

State/Province _____

Zip/Postal Code _____ (+4) _____

Country (if not U.S.) _____

Telephone Number _____

E-Mail Address _____

Include me in the Annual NIA/Crown Jewels Directory..... Yes No

Include my Telephone Number..... Yes No

Include my E-Mail Address Yes No

I would like to receive Drip Points in the following formatPaper Electronic

(Check only one, an e-mail address is required for electronic)

Referred by: _____ NIA # _____

Additional Family Members residing in the same household at no additional cost.

Name	NIA # (If renewal)
1 _____	_____
2 _____	_____
3 _____	_____
4 _____	_____

Signed _____

Date _____ Amount Enclosed \$ _____

Revised August 19, 2016





2018 OFFICIAL BALLOT

I hereby place my vote for the following National Insulator Association Board Member positions:

Candidate:	Darryl Wagner		
Position:	Central Region Vice President	Yes <input type="checkbox"/>	No <input type="checkbox"/>
Term:	2018-2021 (3 years)		
Candidate:	Walter Baumgardt (Incumbent)		
Position:	Secretary	Yes <input type="checkbox"/>	No <input type="checkbox"/>
Term:	2018-2020 (2 years)		

Name (please print): _____ NIA#: _____

Signature: _____ Date: _____

Please detach completed ballot and mail to:

Andrew Gibson
NIA Membership Director
5997 Springwater Road
Dansville, NY 14437-9772

Alternately, you can send your votes via email to membership@nia.org.

Ballot must be received on or before May 1, 2018 in order to be counted.





BOARD ELECTIONS

MEET THE CANDIDATES FOR CENTRAL VP & SECRETARY

Central Region Vice President – Darryl Wagner

At this time, I would like to ask for your vote for the position of Vice President of the Central Region for the National Insulator Association.

In regards to my collecting background, I have been involved with multiple collections from a very young age. My grandfather used to walk with me on the Frisco Railroad in East Lynne, MO starting when I was around 5 or 6 years old. Some of the cross arms were low enough for him to put me on his shoulders so that I could unscrew insulators. When I was 10 years old, a neighbor had an insulator collection and when I showed interest, he gave me 3 banana boxes full of insulators. After that, I would walk the lines, climbing poles and collecting any type of insulator that I could find. After High School, I was busy with life, but always was looking for more insulators through auctions, garage sales, antique stores or whatever means was available. Somewhere around 2005, I discovered eBay and a new way to accumulate more insulators. Through purchasing from Dennis & Jeanne Weber as well as Charles Brandon, I discovered the insulator “hobby” and that there were clubs and a national organization, finally meeting them at an insulator show in Salina, KS. After that, I joined the Missouri Valley Insulator Club and then the NIA in 2008. Coralville, IA 2009 was my first National, after which I almost immediately started planning on being a National Show Host. Charles Brandon and I, backed by the MVIC hosted the 2012 NIA National in Kansas City, MO. In 2013, Dennis & Jeanne Weber asked me to take over their annual St. Joseph, MO Insulator & Bottle Show. After one year, that was moved to Platte City, MO and has grown to 80+ dealer tables. I have been the past president of the MVIC from 2011 to 2016 and am currently the chairman of the NIA Events Committee and a member of the NIA Development Committee.

My purpose in becoming the Central Vice President is to further serve the NIA and the hobby as a whole. I am

currently a member of most of the Central Region insulator clubs in order to be more involved and to better represent our entire region.

If elected, my hope is that anyone in the Central Region or anywhere, would feel they have an ear to talk to if they have ideas, suggestions, concerns, etc., in regards to our hobby and organization.

Your consideration and vote for the Central Vice Presidents position would be appreciated.

Thank you,

Darryl Wagner



Secretary – Walter (Walt) Baumgardt

As you know, I am the current secretary of the NIA and have decided to run for an additional two year term. In addition to the normal secretarial duties of keeping detailed records of all correspondence, meetings, etc., during these two years as secretary I have started to digitize previous NIA records, attempting to reduce boxes of paper.

For those of you that might not be aware, my wife, Anne, and I live in Tonawanda, New York. I am a retired plastics engineer with Occidental Chemical and Sumitomo Bakelite Corp. I’ve been collecting insulators for 20 to 25 years, and wish I had started sooner. I am still a general collector although my current interest is Crown Embossed Brookfield Beehives (CREBBs), both Shop Number (SN) and no SN. I’m also interested in porcelain insulators as they relate to the early transmission lines on the Niagara frontier. My collection includes Go-Withs, Battery Jars, Lightning Arrestors, Glass Whimsies, etc.

I am proud to have been your Secretary, and with your permission, and your vote, look forward to serving you for the next two years.

Walt Baumgardt



MERCHANDISE

SHOW YOUR SUPPORT WITH CLOTHING, BADGES & MORE

T-SHIRT

Colors: Stonewash Green, Stonewash Med. Blue, Pebble (Sand), Lt. Steel Gray



Info: Hanes Heavyweight, 6.1 oz. cotton pre-shrunk. Screen-printed logo (front & back)

Price: \$17 (S-XL) \$20 (2X-3X)

Size: S ___ M ___ L ___ XL ___
2X ___ 3X ___

Color: _____

Total Quantity: _____

Total Price: _____

CREW NECK SWEATSHIRTS SCREEN-PRINTED

Colors: Hunter Green, Cardinal Red, Lt. Steel Gray



Info: Heavy weight 100 % cotton/polyester blend, pre-shrunk, embroidered logo

Price: \$29 (S-XL) \$33 (2X)

Size: S ___ M ___ L ___ XL ___
2X ___

Color: _____

Total Quantity: _____

Total Price: _____

HOODED SWEATSHIRT

Colors: Lt. Steel Gray



Info: With full front zipper/muff pocket & drawstring hood, embroidered logo

Price: \$32 (S-XL) \$36 (2X)

Size: S ___ M ___ L ___ XL ___
2XL ___ 3X ___

Color: _____

Total Quantity: _____

Total Price: _____

BUTTON DOWN SPORT SHIRT

Colors: White, Red, Blue, Brown, Tan



Info: All with embroidered logo (no pockets)

Price:

Short sleeve: \$32 (S-XL) \$34 (2X-3X)

Long sleeve: \$34 (S-XL) \$36 (2X-3X)

Short sleeve:

Size: S ___ M ___ L ___ XL ___
2X ___ 3X ___

Long sleeve:

Size: S ___ M ___ L ___ XL ___
2X ___ 3X ___

Color: _____

Total Quantity: _____

Total Price: _____

HENLEY T-SHIRT

Colors: Black and Lt. Steel Gray



Info: Only come with embroidered logo. three button placket

Price: \$10 (While in stock)

Size: S ___ M ___ L ___ XL ___
2XL ___ 3X ___

Color: _____

Total Quantity: _____

Total Price: _____

DENIM BUTTON DOWN SHIRTS

Colors: Stonewash Blue or Natural



Info: Nicely weighted denim, pre-shrunk cotton, left-side pocket

*ladies order comparable men's size, see chart

Price:

Short sleeve: \$33 (S-XL) \$36 (2X-3X)

Long sleeve: \$36 (S-XL) \$39 (2X-3X)

Short sleeve:

Size: S ___ M ___ L ___ XL ___
2X ___ 3X ___

Long sleeve:

Size: S ___ M ___ L ___ XL ___
2X ___ 3X ___


Color: _____

Total Quantity: _____

Total Price: _____

EMBROIDERED LOGO T-SHIRT

Colors: Sand, Gold, Ecru, Ash Gray, White, Cardinal Red, Lt. Blue, Army Green, Navy, Bright Green, Lt. Steel Gray, Stonewash Green, Chestnut Brown, Maroon



Info: I have a limited number of t-shirts with pockets, call for details
Pockets, \$2.00 additional on all regular t-shirts

Price: \$17 & \$20 for 2XL or 3XL

Size: S ___ M ___ L ___ XL ___
2XL ___ 3X ___


Color: _____

Total Quantity: _____

Total Price: _____

EMBROIDERED CAP

Colors: Khaki, Stone, Blue, Gray, Orange, and Pink, Red
(Circle color choice)



Price: **\$15**
Total Quantity: _____
Total Price: _____

NIA NAME BADGE

Info: Engraved; beveled edges | pin back OR Magnetic back (Circle type You would like)

Price: **\$12**
Total Quantity: _____
Total Price: _____

COLLECTORS PATCH

Price: **\$4**
Total Quantity: _____
Total Price: _____

BADGE BAR

Info: For NIA position or local club
Price: **\$4**
Total Quantity: _____
Total Price: _____

20 OZ COPPER LINED STAINLESS STEEL TUMBLER

Info: Steel Tumbler Keeps drinks cold or hot for hours! One color imprint (blue)
Price: **\$25**
Total Quantity: _____
Total Price: _____

NIA WINDOW DECAL

Info: for outside car window.
White: 5 1/2 x 6 3/4 Color: 4 1/4 x 5 3/4
Price: **\$10 (White) \$7 (Color)**
Color: _____
Total Quantity: _____
Total Price: _____

TOTE BAG

Info: "Big Thunder" Tote bag - sturdy with NIA logo
Price: **\$15**
Total Quantity: _____
Total Price: _____

16 OZ TRAVEL TUMBLER

Info: 4 color imprint
Price: **\$14**
Total Quantity: _____
Total Price: _____

Name Badge Engraving Information:

Name _____	NIA# _____	City _____	State _____	<input type="checkbox"/> Pin	<input type="checkbox"/> Magnet
Name _____	NIA# _____	City _____	State _____	<input type="checkbox"/> Pin	<input type="checkbox"/> Magnet
Name _____	NIA# _____	City _____	State _____	<input type="checkbox"/> Pin	<input type="checkbox"/> Magnet
Club Bar _____	Quantity Needed _____				
Club Bar _____	Quantity Needed _____				
Club Bar _____	Quantity Needed _____				



Thank you for supporting the NIA!

U.S. Postage:

\$6.75 for the first item & **\$1.50** for each additional item ordered.
Postage for Patches, Badge Bars are **\$0.60** each. Decals, **\$1.95**
Name Badges are **\$0.85** each to mail.
For Postage outside the US or AK & HI Contact me for quote

Shirt Sizing Chart:

Adult/ Mens
S 32-34 | M 36-38 | L 40-42 | XL 44-46
2X 48-50 | 3X 52-54
Ladies
S 28-30 | M 32-34 | L 36-38 | XL 40-42
Ladies order comparable adult/men's size for most shirts, unless specifically noted as a ladies shirt

Please make check or money order in U.S. funds payable to **National Insulator Association or NIA**

Name: _____
Address: _____
City: _____ State: _____ Zip: _____
Telephone: _____
Email Address: _____

Subtotal: _____
US Postage: _____
Total Enclosed: _____

Send completed form to:

Margaret Wagner | 14615 Skyview Avenue | Smithville, MO 64089 | 816-719-0802 | niaproducts@nia.org





NIA DONATION FORM

Name: _____ Phone: (____) _____

Address: _____

City: _____ State: _____ Zip: _____

E-mail Address: _____

- I / we would like to make a gift of \$ _____ and my payment is enclosed (see payment section below).
- I / we would like to make a pledge of \$ _____ and I would like to pay this on _____ (date).
- I / we would like to make a pledge of \$ _____ to be paid annually for _____ years.
- I / we would like to make a pledge of \$ _____ to be paid quarterly / monthly (circle one), starting on _____ (date) until pledge is fulfilled.
- I / we would like to make an in-kind donation. Please contact me / us regarding my idea.

Note: NIA Development Committee will send reminders prior to pledge payment date(s).

My/our gift/pledge should be directed to the following areas:

- \$ _____ Scholarship Fund
- \$ _____ Educational Resource Development
- \$ _____ National & Regional Show Support
- \$ _____ Internet Technology
- \$ _____ Undesignated or Other _____

My/our gift is in memory of: _____

My/our gift is in honor of: _____

Please send acknowledgment to: _____

_____ My / our contribution is eligible for a matching gift. Please contact me.

Signature: _____ Date: _____

Payment Information

Please mail this form and payment by Check (payable to NIA) or Money Order to:
NIA Treasurer, Bill Rohde, P. O. Box 28, Colusa, CA 95932

For additional information regarding gifts to the National Insulator Association, Inc, please contact the NIA Development Committee, E-mail address: donations@nia.org The National Insulator Association, www.nia.org, is a 501(c)3 non-profit organization.

Your gift is deductible to the fullest extent of the law.





DONATE TO THE NIA

A REQUEST FROM THE NIA DEVELOPMENT COMMITTEE

Dear Fellow Collector,

The NIA is a 501(c)3 non-profit and as such gifts may be tax deductible. Gifts of support will help the Association improve existing benefits and services as well as create new benefits and services for members and those collectors who are yet to become members. Your gift will allow the NIA to continue its mission to encourage growth and public awareness of the insulator hobby through collecting, dealing, and educational endeavors. The NIA has identified four areas where donations will help create and enhance programs directed to that mission.

SCHOLARSHIP FUND: Currently the NIA grants two scholarships totaling \$2,000.00 each year. Additional funding would guarantee sufficient funds for future years; scholarship grants could be increased; or additional scholarships could be granted each year.

EDUCATIONAL RESOURCE DEVELOPMENT: There are projects that have been suggested but haven't been implemented for lack of funding such as the production of classroom video presentations, NIA traveling displays for use by learning facilities such as libraries, schools, and museums, and a Speakers Bureau. These are just a few of the new ideas for greater community awareness of our hobby. The current Oral History recording program and an enlarged supply of Classroom teaching units and materials will be possible with your continued support.

NATIONAL & REGIONAL SHOW SUPPORT: The NIA has assumed a financial supportive role intended to assist national show hosts/organizers in reducing their financial risk. With your donations the NIA could increase advertising and promotional reimbursements, could provide all awards at national / regional shows, and could provide financial assistance for regional shows.

INTERNET TECHNOLOGY: The desire for instant communication and information retrieval is with us and cannot be denied. For the association and the hobby to continue to grow it must have a strong presence on the Internet and social media. Donations in this area can help redesign the NIA web site, create videos for posting on social media, develop and present "live" shows including interviews, auctions and sales.

Please indicate on the remittance form the area that you would like your donation to be applied. If you choose to apply you donation to more than one area please indicate the dollar amount for each area. Each donation of \$10.00 or more will receive an acknowledgment and thank you letter from the NIA President. Additionally, each donation of \$100.00 or more will receive a NIA Name Badge Bar thanking you and recognizing your financial support of the NIA in 2018. AND, for a donation of \$250.00 or more you can choose to receive a THANK YOU gift of a NIA Tee-Shirt. Just select the shirt size and color on the remittance form. No selection will indicate that you chose not to receive a shirt.

Please detach, copy or scan the remittance form found on the page to the left and return the form along with your check payable to the NIA.

Mail to: NIA Treasurer, Bill Rohde, P. O. Box 28, Colusa, CA 95932.

Please help grow the hobby. Please be as generous as you can. Thank you!

NIA Development Committee
Mike Green, Chairman
Bill Rohde, NIA Treasurer
Darryl Wagner, Events Committee

P. S. If you would like to honor someone with your gift, please add that name on the remittance form.

NIA Board of Directors

President

Steve Roberts – NIA #7935
2404 Mansker Dr.
Madison, TN 37115
president@nia.org

First Past President

Don Briel – NIA #7218
P.O. Box 188
Providence, UT 84332
1stpastpres@nia.org

Western Region VP

Mike Doyle – NIA #5932
1805 E. Country Court
Visalia, CA 93292
westernvp@nia.org

Central Region VP

Kim Borgman – NIA #3038
1056 E. US 136
Pittsboro, IN 46167
centralvp@nia.org

Eastern Region VP

Gus Stafford – NIA #8871
816 Flintlock Ridge Rd.
Mechanicsburg, PA 17055
easternvp@nia.org

Information Director

Christian Willis – NIA #5185
P.O. Box 2797
Parker, CO 80134
information@nia.org

Membership Director

Andrew Gibson – NIA #2422
5997 Springwater Rd.
Dansville, NY 14437-9772
membership@nia.org

Secretary

Walt Baumgardt – NIA #8007
2 Dolphann Dr.
Tonawanda, NY 14150
secretary@nia.org

Treasurer

Bill Rohde – NIA #1219
P.O. Box 28
Colusa, CA 95932
treasurer@nia.org

Advisors & Committee Chairs

Authentication & Classification Advisor

Paul Greaves – NIA #2685
8830 Benton Acre Rd.
Granite Bay, CA 95746
authentication@nia.org

Awards & Recognition Chair

Gene Hawkins – NIA #421
3847 North Prairie St.
Warsaw, IN 46582
awards@nia.org

Ethics Advisor

Daryl Stahler – NIA #8843
4622 N. Paseo Pitiquito
Tucson, AZ 85750
ethics@nia.org

Historian

Rick Soller – NIA #2958
4086 Blackstone Ave.
Gurnee, IL 60031
historian@nia.org

Commemorative Coordinator

Carolyn Berry – NIA #4336
1010 Wren Court
Round Rock, TX 78681
commemorative@nia.org

Research & Education Advisor

Jacqueline Linscott-Barnes – NIA #1380
3557 Nickaus Dr.
Titusville, FL 32780
education@nia.org

Development Committee Chair

Mike Green – NIA #3175
2513 S. Balsam St.
Lakewood, CO 80227
donations@nia.org

Product Manager

Margaret Wagner – NIA #8711
14615 Skyview Ave.
Smithville, MO 64089
niaproducts@nia.org

Rules & Procedures Advisor

Mike Funderburk – NIA #2112
3111 Southall Rd.
Franklin, TN 37064
procedures@nia.org

Scholarship Committee Chair

Jeanne Briel – NIA #7595
P.O. Box 188
Providence, UT 84332
scholarship@nia.org

Drip Points Editor

Christian Willis – NIA #5185
P.O. Box 2797
Parker, CO 80134
(949) 338-1404
publications@nia.org

Webmaster

Bob Berry – NIA #1203
1010 Wren Court
Round Rock, TX 78681
webmaster@nia.org

Events Committee Chair

Darryl Wagner – NIA #8671
14615 NW Skyview Ave.
Smithville, MO 64089
show@nia.org

Special Projects Advisor

Mike Doyle – NIA #5932
1805 E. Country Court
Visalia, CA 93292
projects@nia.org

Finance Committee Chair

Bill Snell – NIA #2624
11427 E. Scarritt Ave.
Sugar Creek, MO 64054
finance@nia.org



CLEVELAND, OHIO

AUGUST 2-5, 2018



2018 FOHBC - CLEVELAND

NATIONAL ANTIQUE BOTTLE CONVENTION & EXPO

Mark your calendar now for the biggest antique bottle and glass event of 2018!

Brought to you by the Federation of Historical Bottle Collectors and the Ohio Bottle Club

Thursday-August 2:

Rock & Roll Hall of Fame Reception, Registration, Bottle Competition

Friday-August 3:

FOHBC Membership Mtg Breakfast, Educational Seminars, Ribbon Cutting Ceremony, Early Admission, FOHBC Cocktail Hour & Banquet

Saturday-August 4:

Live Bottle Auction, Show General Admission, Youth Corner, Room Hopping

Sunday-August 5:

General Admission, Youth Corner & Display Awards Show end at 1:00 pm



Info: **Louis Fifer**, 330.635.1964, fiferlouis@yahoo.com or **Matt Lacy**, 440.228.1873, info@antiquebottlesales.com (Cleveland Co-Chairs) or FOHBC.org



National Insulator Association
10801 N. 24th Ave. Ste. 103
Phoenix, AZ 85029-4712

DRIP POINTS Publishing Schedule

Issue	Number	Deadline	Mailing Date
Spring	1	February 10	March 1
Summer	2	May 10	June 1
Fall	3	August 10	September 1
Winter	4	November 10	December 1

Visit the NIA on the Internet



www.nia.org



[facebook.com/groups/nia.org](https://www.facebook.com/groups/nia.org)