



DRIP POINTS

QUARTERLY MAGAZINE • SUMMER 2018 • VOL. 46 No. 2



In This Issue *&* DRIP POINTS

From the Editor/Information Director Christian WillisPage 3

🏠 **NIA Board & Committee Reports** *🏠*

President	Steve Roberts.....	4
First Past President: Rohde Ranch Show.....	Don Briel	5-6
Western Region VP/Special Projects	Mike Doyle.....	7
Eastern Region VP: Hunt for the Emminger	Gus Stafford.....	8-10
Scholarship Committee Chair	Jeanne Briel	11
Development Committee: Wyoming Adventure..	Mike Green	12-13
Secretary	Walt Baumgardt.....	14
Membership Director	Andrew Gibson	15
Research & Education Advisor.....	Jacqueline Linscott-Barnes	16
Events Committee Chair	Darryl Wagner.....	17
2018 Commemorative Announced.....	Carolyn Berry	18-19

🏠 **Features & Articles** *🏠*

NIA Member Spotlight: Howard and Linda Banks	20-21
H.C.Fry Go-Withs.....	by Walt Baumgardt..... 22-24
Tehachapi Museum Exhibit.....	by Evan & Natasha McTyre..... 25
South African Cross Arm Adventure: Part II.....	by Mike Doyle..... 26-29
Porcelain Surprise.....	by Matthew Willett..... 30-31
Upcoming Shows & Events	32-35
Member Classified Ads.....	35
Advertisements	36-37, 47
2018 National Information.....	37-39
Drip Points Ad Rates and Specifications	40

🏠 **Featuring** *🏠*

Facebook Finds: CD 185.2 & the “Helmet Line”...by Christian Willis	10
Baby Teapot Sold	by Christian Willis
How to Pronounce Hemingray.....	by Rick Soller
Laugh Lines	by Christian Willis
Belgium Porcelain Insulator Find	by Rick Soller

🏠 **NIA Information & Forms** *🏠*

NIA Membership Application & Renewal Form	41
NIA Merchandise	42-43
Make a Donation to the NIA	44-45
NIA Board & Chair Contact Information.....	46

🏠 **About the Cover** *🏠*

Photo by Matthew Willett, NIA #9550. Featuring two recent antique shop finds, including a rare U-928 BOCH Patent. See the “Porcelain Surprise” article on pages 30-31 for more information. • To have your photo featured on the cover of Drip Points, contact the editor.



About Drip Points Magazine

Drip Points is published quarterly to all active members of the National Insulator Association. Please see back page for schedule.

To submit advertisements, events, articles, or photos, please contact:

Christian Willis, Editor

publications@nia.org

(949) 338-1404


P.O. Box 2797

Parker, CO 80134

What's in a Name?

“Drip Points” is named after the feature seen on many insulators produced from the 1890s through the 1950s. Drip points are the bumpy protrusions around the base of an insulator. They were patented by Ralph G. Hemingray and James C. Gill on May 2, 1893 (Patent #496,652) and were originally marketed as “teats”. Their purpose was to help draw water off of the insulator.

Copyright © 2018 National Insulator Association. All rights reserved. No part of this publication may be reproduced, stored, transmitted, or disseminated in any form or by any means without prior written permission from the National Insulator Association. Magazine designed by Christian Willis.



The National Insulator Association is a 501(c)(3) charitable nonprofit organization.



FROM THE EDITOR

CHRISTIAN WILLIS * NIA #5185 * INFORMATION DIRECTOR



It's hard to believe that summer is upon us, and another issue of Drip Points is here! Where did the time go? I received so many kind words and positive feedback about my first issue, and I want to thank everyone that helped to make that possible with your contributions! The first printing went without a hitch, with thanks to our printer, Modern Litho. I did have a couple of lessons learned on my part, which should make for an even smoother printing this issue.

I was remarking to our rep at how publishing has changed (for the better) even just in the last 20 years. Back when I first really cut my teeth in graphic design (early 1990's), publication software was much more limited. If you weren't doing traditional paste-up, then Aldus Pagemaker and QuarkXPress were your main options. There was no Adobe InDesign yet (which is the software we use to publish Drip Points). Not to mention, the Internet was still in its infancy, so when you were ready to send your files to the printer, chances are you had to save it to a Zip disk, Jaz disk, or burn it to a CD and ship it or courier it. I'm happy to say the process is much simpler nowadays!

That said, there's still a lot of coordination and behind the scenes work that goes into each issue of Drip Points. Here's the process!

1st of the Month Prior to Publication:

- I post a reminder to our NIA Facebook (<http://facebook.com/groups/nia.org>), ICON (<http://www.insulators.info/ICON>) and send an email to our NIA Board members and Committee Chairs requesting content from the upcoming issue. Content is due by the 10th.
- Howard and Linda Banks, Editors of Crown Jewels of the Wire Magazine (<http://www.cjow.com>) are contacted and generously provide us with the list of upcoming shows.

2nd-20th of the Month:

- I put together the layout for the next issue, with submissions from everyone. The page count has to be evenly divisible by 4, so it can be a delicate balancing act to get everything to fit!
- Proofreading and spell checking is performed, and a once-over for layout, content, hyperlink functionality, etc.
- A proof is created which is sent out to the NIA Board and Committee members for review.
- Any corrections noted by them are incorporated.

20th-30th of the Month: It's Crunch Time!

- NIA Membership Director, Andrew Gibson, provides me with the updated mailing lists. There are two lists: those who receive Drip Points by mail and those who receive them by email (electronic copies). The mailing list gets sent to Mod-

ern Litho, and the email list gets imported into MailChimp. MailChimp is the service we use to deliver the emails.

- I perform a preflight check of the file to ensure all photos and fonts are linked properly, and a final review to make sure everything looks good.
- The final web-ready PDF file is sent to the NIA Webmaster, Bob Berry, for addition to the NIA.org website.
- An updated MailChimp email template is created, tested, and scheduled to be sent to members on the first of the month.
- The final press-ready PDF file is uploaded to Modern Litho.
- I review Modern Litho's proof prior to it going to press to resolve any last-minute layout issues that may arise.

1st of the Publication Month:

- Members who requested electronic copies of the magazine receive their copy via email.
- Modern Litho mails out the magazine to those who receive physical copies of Drip Points, and ships the extras/overs to myself and Andrew Gibson.

I wanted to detail the process here to illustrate what goes on for each issue, and also to thank everyone for their part in making this publication possible! As I continue to learn the ropes of being the Editor, I expect the process to evolve over time.

How can you help Drip Points? There are several ways!

- **Spread the Word** – Do you know an insulator collector who isn't a member of the NIA? Tell them about us, and tell us about them! We can send them a free brochure, membership application, and even a sample issue of Drip Points.
- **Consider a Donation** – See page 44 for the donation form. Printing the magazine does cost the NIA money, and your donations help ensure the quality continues!
- **Purchase an Ad** – See page 40 for 2018 ad rates. Ad rates are 20% off this year!
- **Send Us Your Content** – I saved the most important one for last. Your contributions to Drip Points are what makes this magazine special. I'm always interested in receiving show reports, research articles, insulator photos, new finds or discoveries, comics, crossword puzzles, word searches, you name it. As long as it's related to insulators I'd love to include it! 📌

Sincerely,

Christian Willis



NIA PRESIDENT

STEVE ROBERTS * NIA #7935



Greetings,

Spring is in full bloom and the Insulator Show season has arrived! From the first of March through the end of May approximately nineteen shows have taken place. The next big show that is on the horizon is the National in Kansas City. The show dates are June 22 – 24. Our Show Hosts, Darryl and Margaret Wagner, are working hard to prepare a great event. If you are undecided about coming to the National, please make every effort to participate. The National is a wonderful experience. I know you won't be disappointed if you decide to attend.

Recently we have had a few changes in our NIA Advisor appointments. Jacqueline Linscott-Barnes has requested that she be replaced as the Research and Education Advisor. She has asked that this take place at the NIA Membership Meeting on June 22nd. Fortunately, we were able to secure a great candidate to take her place. Lee Brewer has agreed to become the new Research and Education Advisor. Lee and I have talked about this opportunity and he is excited about this new challenge. I also received a replacement request from our Rules and Procedures Advisor, Mike Funderburk. Mike has decided to take an indefinite leave from insulator collecting. Mike shared with me that he has chosen to pursue some other interests. Therefore, per Mike's request, we began a search for a new Rules and Procedures Advisor. Once again, we found another great replacement. Tim Wood has agreed to work as our Rules and Procedures Advisor. Finally, the last appointment that I would like to announce is Tammy Brewer. Tammy has agreed to serve on our Scholarship Committee with Jeanne Briel and Jack Riesselman. Please remember to thank Jacqueline, Lee, Mike, Tim and Tammy for their willingness to volunteer to serve the NIA.

Most NIA members are not aware of the number of volunteers that it takes to lead our organization. Are you aware that we have nine Board Members, ten Advisors and five Committee Chairpersons? Additionally, we have thirteen people who serve as committee members on the various committees. As a result, the NIA is always looking for volunteers. If you are interested in serving the insulator community, please send me an email and let me know what you are good at! I'll do my best to help you get involved.

Unfortunately, I have some disheartening news to share with you. After multiple attempts to garner support, we have failed to receive approval from the government for our Name and Logo Registration. The case officer stated that there is already a registered organization whose name is extremely similar to our name. They are the National Insulation Association. Regardless, there is too much detail to try and share everything in this article; therefore, I will address this topic in greater detail at the General Membership Meeting in Kansas City.

Finally, I want to thank everyone for their NIA Awards' Nominations. We had an excellent number of nominations to consider. As one of the Board Members stated, "we have a great ballot of candidates". If you missed the opportunity to nominate someone this year, don't miss the chance next year. Each year Gene Hawkins sends a reminder to everyone through Drip Points, Crown Jewels and ICON. So, make yourself a note and submit your nominations next year. The NIA Awards are a great way to recognize your peers.

I hope to see many of you in Kansas City! 🐿

Best Regards,

Steve Roberts



PHOTO BY MIKE DOYLE



FIRST PAST PRESIDENT

DON BRIEL * NIA #7218



As I write this article, it has only been a little over a week since returning from one of the best annual backyard insulator shows ever. Jeanne and I spent a weekend in California attending the Rohde Ranch show in Fresno. Bill and Kat put on an outdoor show that was fabulous. The show start was scheduled for 9:00 am on Saturday, but when we arrived on Friday around 1:00 pm it was well under way. Many dealers were setup, endless snacks and drinks were set out, and the stories ongoing. A very special THANK YOU to Bill, Kat, and all of their friends that helped with the food and setup.

As 1st Past President in the NIA there isn't a lot to do. But I am thankful for other areas of responsibility where I can help out and be a part of a great organization. Hardly a day goes by that I don't see some kind of activity on the part of the NIA volunteers promoting our hobby. This hobby is alive and well. From my perspective, it is healthy and growing. More young people are getting involved, the number of shows seems to be increasing, and the attendance at shows is definitely growing. If you want to be a part of something great there is always room for more volunteers to help with the various NIA projects that are going on. Give our President, Steve Roberts, or any Board

member a call and let them know of your interest in volunteering.

The North American Glass Insulator Price Guide is on a 4 year cycle and mid 2019 is when the next edition is scheduled for publication. I will continue to collect information at the Mount Brydges show in Ontario, Canada, at the National in Kansas City, and again at the Mid-Ohio show in Springfield prior to cutting off all input for the next edition. If you have something you think should be listed, changed, or just suggestions, please feel free to catch me at one of those shows and share what you have.

This is the last Drip Points prior to this year's National show in Kansas City. Jeanne and I are eagerly awaiting that trip. It looks to be another great show. We always look forward to seeing the friendly faces, hearing the many stories, and maybe even finding something to add to the collection. I'm sure there will be some of each.

We look forward to seeing many of you soon! 🇺🇸

Don Briel





ROHDE RANCH





WESTERN REGION VP & SPECIAL PROJECTS ADVISOR

MIKE DOYLE * NIA #5932



Best In Collecting to all of you wild and crazy folks out there who make this hobby So Much Fun! Thank you again to all of the 2019 and 2020 show hosts who donated their time, effort and other resources to preparing regional and national show proposals. We had a wonderful selection from which to choose and I thought that the board votes were well spread out which indicated to me that all of the proposals were attractive in their own way. Thank you to the Events Advisor and his team for all of their hard work and attention to detail while helping to fine-tune the proposals.

The continuing growth and diversity that I see in membership and content in the Facebook Insulator Collecting Hobby related group pages is very exciting. There are literally thousands (!) of members in the groups and hundreds are participating every day. Each time I visit one of the groups, I am surprised by a new post or I am educated by the content of the discussions that I read. There is an amazing amount of information pouring out of collectors and as I have done in the past, I recommend that everyone make a little time to familiarize themselves with the information that is to be found there.

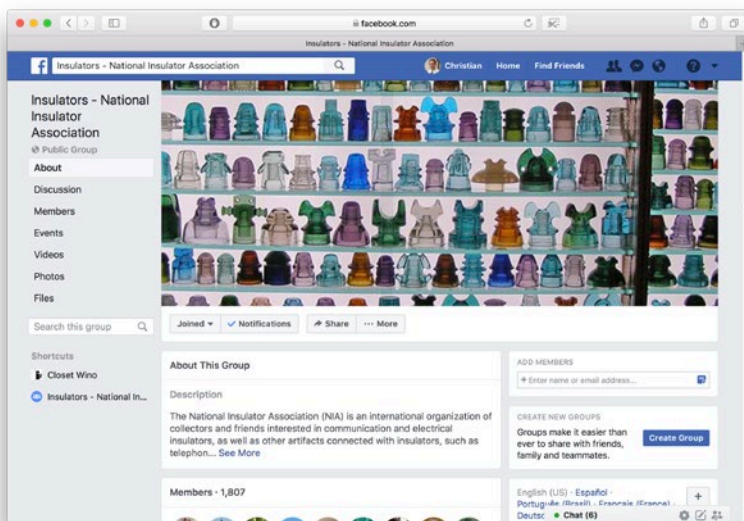
Lou and I are continuing to travel to as many shows as we can squeeze into our calendar. We recently enjoyed the Rohde Roundup and BBQ near Fresno, California. The show has grown to the point that I was unable to get around to visit with everyone! If you are anywhere in or outside of the 'States and want to be sure to pick a great, West coast, US show to attend, The Rohde Roundup and BBQ is certainly one that should be atop your list.

I offer my sincere appreciation to all of the men, women and children hobbyists in the western region who go out of their way every year to donate an amazing array of resources to hosting shows all across our region. You guys are very special and we all thank you for working so hard to keep a great hobby tradition alive in the form of your shows. There is still no substitute for a hug and a hand shake at a back yard tailgater!

Special Projects is soliciting inputs from authors of past periodicals and hobby reference books. If you own the rights to a hobby related publication that you would like to donate to the NIA's on-line library, please contact me about digitizing your work so that we may make it available to our members online. The digitizing of Clarice Gordon's Hemingray book is complete and should be available on-line any day. I am, once again, asking for your assistance in reaching out to Ron & Patty Norton to ask their permission to digitize all of the issues of Rainbow Riders' Trading Post magazine. As always, I encourage you to contact me directly with any and all comments, questions and suggestions that you may have. Just be prepared to hear my favorite comeback: "Hey, that's a great idea! What is your proposed solution and who have you collected to work with you on it?" I am continuing to bring Western Region interests to the big table and I need your help to stay in touch with your hopes and dreams for our great hobby. 📌

Thank you,

Mike Doyle



DON'T MISS OUT! Join the National Insulator Association's Facebook page: <http://facebook.com/groups/nia.org>



EASTERN REGION VP

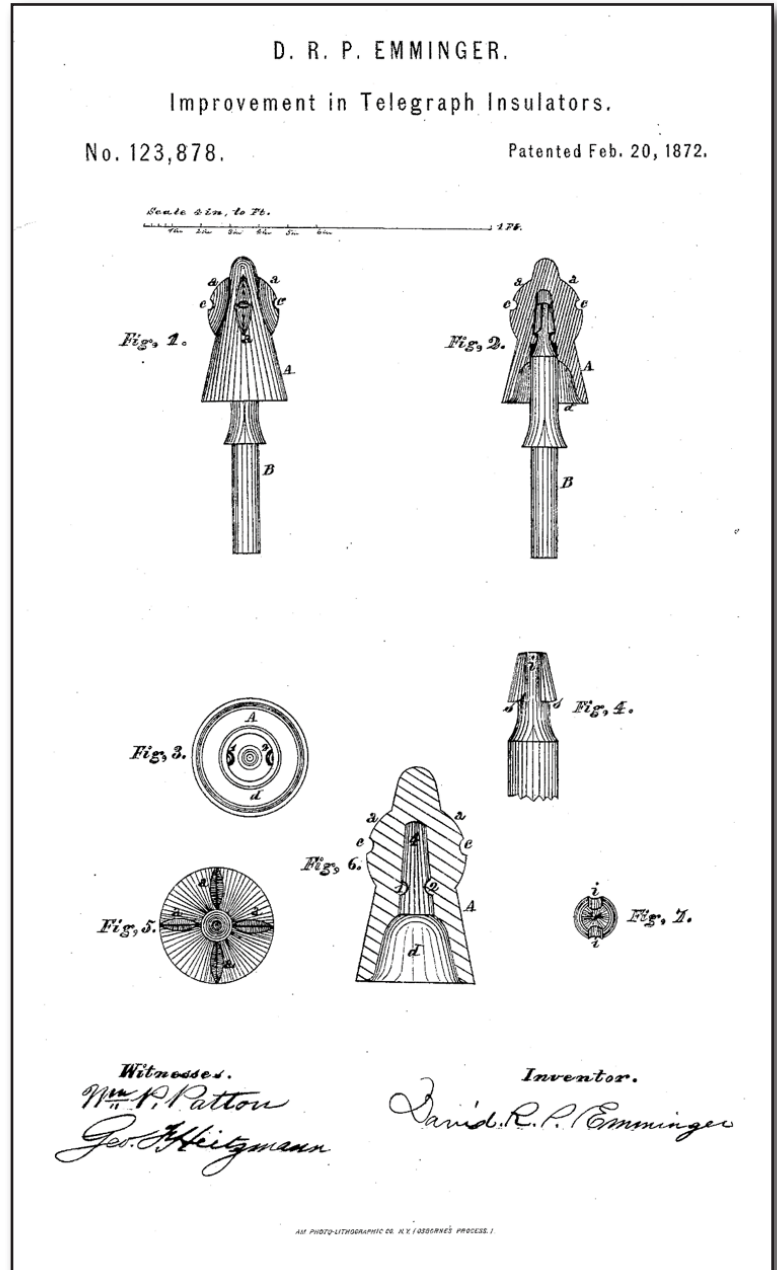

GUS STAFFORD * NIA #8871

I wonder what these are?

The CD141.9 Emmingers is arguably one of the most desirable threaded insulators in the Eastern Region. Many a collector has secretly scoured mountains of Hemingray 42s in antique stores, flea markets, and junk shops with the dream of finding an Emmingers hidden away beneath the discarded refuse of America's telecommunication and electric system. Sadly, it's a rarer occurrence than winning the Publishers Clearing House prize. Old timers tell us that the best insulators are underground, but the challenge comes in finding where to begin your search. Let me offer a modern method for researching your prize by discussing the Emminger as an example. There is very little new information here, but it bears repeating for anyone trying to find a line to search.



Clue 1: I live outside of Harrisburg, Pennsylvania. Back in April 2000 I drew a cover for the May issue of Crown Jewels picturing the elusive CD141.9. I also wrote an April Fool's day account of finding one. Why Harrisburg? The text accompanying Patent # 123878 states, "Be it known that- I, David R. P. Emminger, of the city of Harrisburg, county of Dauphin, and State of Pennsylvania, have invented a new and Improved Insulator for Telegraph Purposes..."



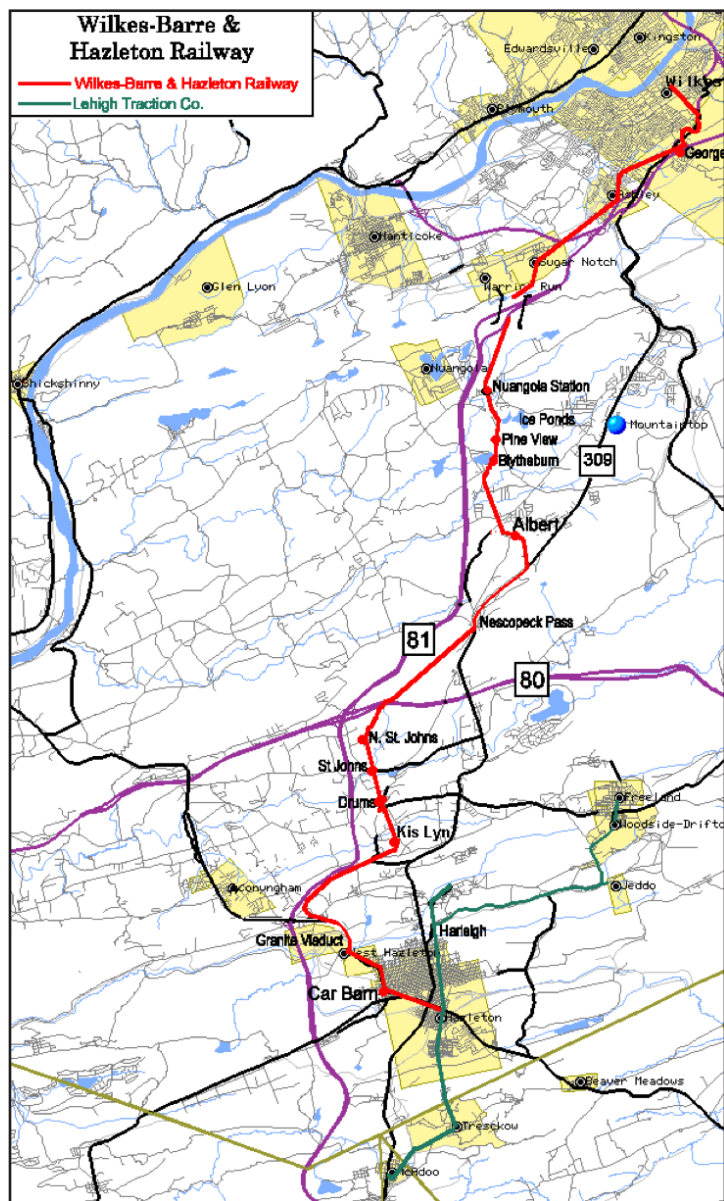
Clue 2: Doing an Internet search for "Emminger, insulator, telegraph" will yield the following: The June 22, 1872 issue of The Telegrapher reported the following: "A telegraph line has recently been completed from Sunbury to Hazleton, Pa., along the line of the Danville, Hazleton and Wilkesbarre Railroad, under the direction of Mr. H. R. Rhoades, of the Philadelphia and Erie Railroad. Emminger's new pattern of glass insulators are used, but

HUNT FOR THE EMMINGER

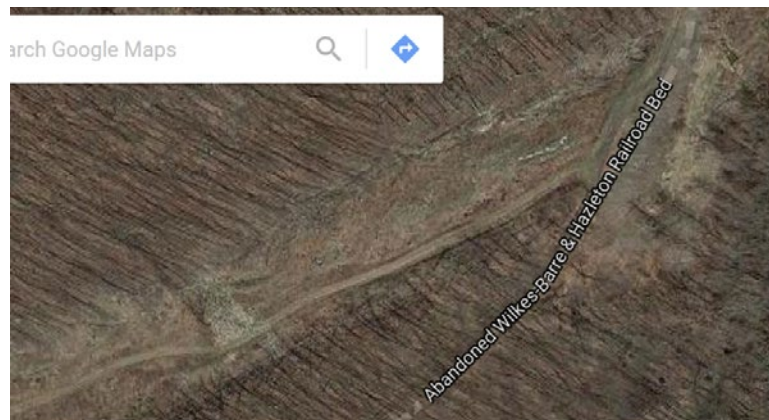
(CONTINUED)

are found more liable to fracture than the common kind. The line is worked with Callaud batteries.


Clue 3: So where was the Danville, Hazelton and Wilkes-Barre Railroad? Going back to the Internet we go to Google and enter the name. This brings up a Wikipedia page for the Wilkes-Barre and Hazelton Railway. In the references on that page is the map below:



Clue 4: Tracing the railway along with a couple of reference points, we can overlay this on a Google map of the area and there it is! A dotted line labeled “Abandoned Wilkes-Barre & Hazelton Railroad Bed.”



Clue 5: Now we know where to go! Do we look on the North or South side of the Railroad Bed? Doing an image search on Google provides the attached image of Nuangola which shows the poles on the South Side! Eureka!



HUNT FOR THE EMMINGER

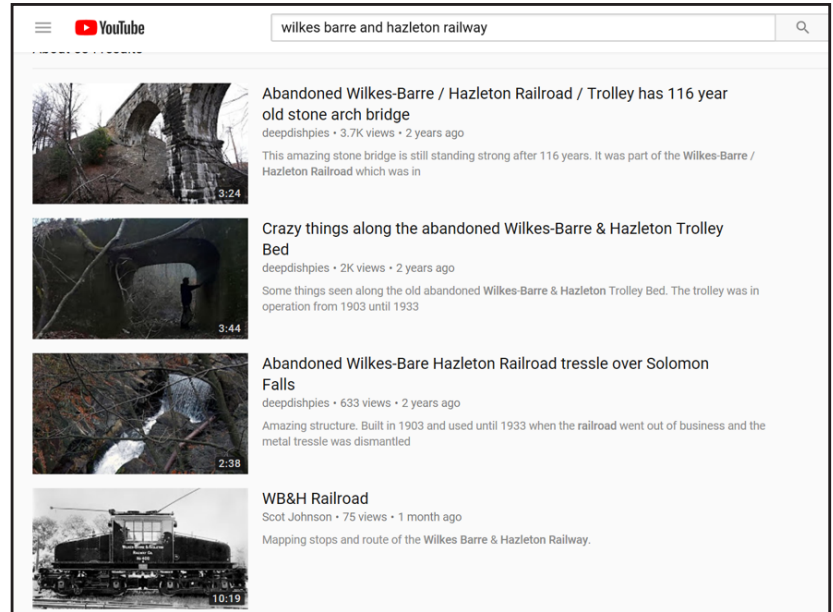
(CONTINUED)

Last Clue: If you go to YouTube and search for the Wilkes-Barre & Hazelton Railroad, you can view a complete tracing of the railroad from Wilkes-Barre to Hazelton at:

<https://www.youtube.com/watch?v=heaRSiDSjRs>

There are also several videos of people who have walked the railroad bed, stone arch bridge and tunnel.

So now you have all the information required to find an Emmingers in the wild! I have not been there myself, and I don't know how many folks have already gone looking, so who knows you may get lucky (if you don't get arrested)! Ah, the joy of the Eastern Region! Good luck, and let me know if you find one! ▲



V/R *Gus Stafford*

FACEBOOK FINDS by Christian Willis

In case you're on the fence about joining the NIA's Facebook page (www.facebook.com/groups/nia.org), I'd like to share a couple of finds posted by other collectors:



A rare CD 185.2 B.E.L.Co. with original hardware still intact. Found in Lancaster, PA by Jim Raffa.



Mike Deloia shared the above photo with us: "An incredible find for us! Out hunting with my sons Mike & Skylar on the 'Helmet Line,' it continues to give up pieces. We found an intact cross arm with a CD 294 - 259 - 260 (Star) & 296!" ▲

NIA Scholarships Awarded

Once again the NIA Scholarship Committee has reviewed the scholarship applications and has recommended two for this year. One is an academic scholarship and the other is a vocational scholarship. They were chosen from among the 17 applications that were submitted. For the most part, the essays were interesting and met the requirements outlined in the NIA by-laws. The two applicants chosen exhibited their knowledge, commitment, and love for the hobby in their essays. These scholarships will be announced at the NIA National Convention banquet in Kansas City this June.

I have appreciated the work of Lee Brewer and Jack Riesselman. Their input as we worked together to make the decisions on who are the best applicants was truly appreciated. They have both worked in the education field and bring great insight and experience to the process.

In addition to the financial help for a couple of deserving students to further their education, NIA scholarships also help generate new ideas through the eyes of a younger genera-

tion. Their essays offer ideas on how we can increase interest among the general public and younger people in particular. By having scholarships available for both academic and vocational studies, it broadens the range of people who may be interested in the insulator collecting hobby.

Applicants may be an NIA member themselves or related to an NIA member. But they are not the only people considered. Applicants may just be an insulator collector themselves or have a personal knowledge of the insulator hobby. The goal is to increase interest in the hobby and invite others with the same interest to join the association.

The NIA would very much like to increase the amount of each scholarship given. However, to do so requires financial help from all NIA members. Please consider a generous one-time or annual donation to the NIA scholarship fund (see pages 44-45). THANK YOU!!! 🏠

Jeanne Briel

BABY TEAPOT SOLD by Christian Willis

Hundreds of beautiful pieces were recently auctioned off on Bill and Jill Meier's Insulator Auction #150. There were many notable pieces, but the undisputed crown jewel of the auction was a CD 791 Baby Teapot in a deep teal green.

As the auction description states, "This is one of two 'Baby Teapots' that were found on the Philadelphia freight line tracks; they had rolled down the bank after a big rainstorm in 1999. The finder works for several museums in Philadelphia and only collects Philadelphia bottles. He sold the first 'Baby Teapot' to the consignor. Amazingly, to this day, he can't find the second one!"

The piece was in near mint condition, and far exceeded the estimate of \$14,000-\$18,000. The final value realized was \$30,250. You can visit www.billandjillinsulators.com to see the rest of the pieces offered. Thank you to Bill Meier for permission to publish, and congratulations to the new owner! 🏠



CD 791 Threadless "Baby Teapot"



DEVELOPMENT COMMITTEE

CHAIRMAN * MIKE GREEN * NIA #8871

Greetings fellow Collectors,

I hope that all of you are having a pleasant Spring and that you are in good health. I just love these wonderful, warm spring days before it really starts to get hot. One of my favorite things to do this time of year is go insulator hunting with my son Sean along the old Transcontinental Railroad in Wyoming. We recently had a great weekend searching the old grade together. We found lots of insulator chips, two nice Mulford specimens, some original train car link pins, spikes, cool rocks, pieces of transcontinental dinner plate, and a strange looking creature called a Jerusalem Cricket or Potato Bug. Thankfully it was too early for rattlesnakes. We covered about 18 miles or so and enjoyed every minute. Also along for the adventure was Sean's amazing dog Duke. As the canine species goes, Duke is definitely on the upper end of intelligence and loyalty. We never have to worry about having him along. Well, except for that time he chased a jackrabbit through a barbed wire fence and the fence won. Luckily only a few minor cuts. We keep trying to teach him to spot aqua or cobalt, but he's not quite there yet.... LOL. Sometimes the miles can get pretty long and we often find ways of amusing ourselves. On this outing the favorite form of amusement became tossing cow patties at each other using our walking poles. Just pry up a nice dry to semi-dry pie, stab it with the pole, and fling it at your unaware opponent. I believe Sean took about 7 direct hits and the old man about 5 or 6. I owe this victory to old age and treachery. I also ran a lot. How we found anything while trying to watch out for flying projectiles I'll never know. We finished the adventure with a short visit to the Carbon Cemetery. It is a very remote and serene location that reminds us of the hardships of the days gone by. All in all, it was a great trip and we just had fun being together.

After a great year raising funds for the NIA in 2017, the Development Committee plans on moving forward with a plan to help bring more sponsorships to the hobby. We feel like the possibilities are endless and the benefits could be profound. These sponsorships could come from small businesses who help support a local show financially or by donating food, etc., that would benefit the show. Sponsorships could also come from larger corporate sources and benefit the NIA as a whole. Imagine a telecommunications company with roots to the past giving the NIA financial


support in exchange for some publicity in Crown Jewels and/or Drip Points. You just never know until you try. We just have to be able to present ourselves as an exciting, nationwide organization that has historical and commercial value. To do this, the Development Committee would like to design some procedures and materials to make it easier to approach a corporation or business. Whether you are a show host looking for some local sponsorship or a board member trying to raise some funds for a new project, this could be a great resource. At the National last year Dan did a great job getting local businesses to donate food and other items to the show. We would like to make that easier by having some information you can hand out or send in your quest for sponsors. We hope to have significant progress made on this after the National in Kansas City.

Speaking of Kansas City, can you believe it's just around the corner!! It seems like yesterday I was running around like a madman putting the final touches on the Colorado Springs show. My, how time flies. It sure looks like Darryl has a great show planned and I can't wait to see everyone there.

Bill, Darryl, and I wish you all the very best and hope some insulators you've been hoping for will come your way in 2018. 🐉



Cheers,

Mike Green



WYOMING ADVENTURE

MIKE AND SHAUN GREEN HIKE THE TRANSCONTINENTAL RAILROAD





NIA SECRETARY

WALT BAUMGARDT * NIA #8007



As I write this, I am just returned from the Columbia City Insulator Show. I had attended several years ago, when I attempted to sell. It turned out I didn't have a single sale all week-end, yet I had the best time of any show I'd been to up to that point. Fast forward several years and I decided to go again. This time I wasn't selling. Again, I had the best time. There were many old friends and several new faces. The event had the non-urgent, feel of a rocking chair with a cool drink and good friends on a Sunday afternoon. If you're looking for that kind of an experience, let me recommend the Columbia City Show. Gene Hawkins will welcome you and make you feel at home. It goes without saying that there were good insulators to be found.

As I prepare the year end reports, as your Secretary, I'm reminded again of how active the NIA is. There is a lot

going on behind the scenes as the Board strives to make the NIA more user friendly and meaningful for members. If you have any suggestions, please talk with a Board member. Even better, volunteer to run for the Board of Directors. We're always looking for new faces and ideas.

Enjoy the summer. If you can't make it to Kansas City for the National, please get to another show(s). You'll have a great time meeting other collectors. They are the heart and soul of this great hobby. ▲

Regards,

Walt Baumgardt

HOW TO PRONOUNCE...

Hemingray



By Rick Soller, NIA Historian

You're not going to like this. While looking through the oldest album in the NIA archives, I came across a newspaper column called the "Polecat Alley" written by Ern Parkison. There was no date or publication included with the article but another article by him in the same titled column was found in the reference material of insulators.info and that publication was the Tri-State Trader so I assume both were published there. The article in the archives was in a section of 1972 material so that is an approximate date. Now the part that collectors will not like. The following is from his column:

"Had a letter recently from Ralph H. Ewing of Franklin, Pa., asking the correct pronunciation of the name Hemingray. Having heard it pronounced all my life—my father and older brother worked there before me—it had not occurred that others might not know how the name was pronounced. **It is pronounced "HEM-in-gray" with the accent on the first syllable.** I have heard it pronounced Hem-ing-ray, which is not correct. The name is quite an old one, as the family was connected with the Crosleys of Cincinnati, who were in turn related to the Ball Brothers of fruit jar fame. As far as this writer knows, there is no one of the name still living, at least not in Muncie." ▲



MEMBERSHIP DIRECTOR

ANDREW GIBSON * NIA #2422



Spring has finally sprung here in the northeast! The snow (finally) seems to have gone away, the birds are back, the grass is growing, and the insulator season has started. I enjoyed getting to the YPCIC show in Enfield a little while ago, and am now looking forward to the National in Kansas City, Missouri, next month. Keep in mind that Friday, June 22 is NIA Day, and you need to be an NIA member to get in. As always, there is a cutoff date by which you must join in order to actually be listed as a member at the door. This year, I am leaving on Tuesday, June 19 in order to get to the show in time. Given that, the cutoff date this year will be Thursday, June 17. If I receive payment prior to that, you will be “on the list”. If payment is received after that, I can’t guarantee you’ll be listed. If that is the case, you’ll have to pay your membership at the door in order to get in. Of course, we aren’t trying to double charge—if that does happen, we’ll credit the extra payment to your 2019 membership. However, it’s far better to avoid this situation, and just get your membership in now. Unfortunately (or fortunately, actually!), those of you reading this in Drip Points are probably already members. If you know anyone who hasn’t renewed, please pass the word along and encourage them to renew early in order to avoid hassles at the door!

While I do love getting to the shows and seeing folks, I’m also really enjoying seeing people posting their discoveries on Facebook. Everything from commons to cool hardware, flea market finds to digs in the wild, it is really phenomenal to see so much enthusiasm for the hobby. And it is even more fun when someone digs up a piece that was previously a one-of-a-kind!


On my own collecting front, I am currently waiting on 3 different pieces to show up on my door step. I collect baby signals, and have always been rather intrigued how they are almost exclusively a United States product. They are occasionally found in Canada, but not in great numbers. Well, I found out about a couple that were found in South America! I guess these little babies traveled much further than I ever thought.

Crown Jewels published an article this month by David Bethman, revealing that the Anacortes Glass Company, of Anacortes, WA, is the maker of the CD 113 “Braille” and the CD 164 “PETTICOAT” insulators. It seems like there are new discoveries happening all the time now! It is an exciting time to be collecting, and I’m looking forward to what the next Drip Points, Crown Jewels, ICON, and Facebook post all have to offer us!

On a final note, I was looking at numbers again. Last year we ended with 1709 members, and this year we currently stand at 1518. Last year we had 72 new members join, and so far this year we have 45 new members. We aren’t even at the mid-point in the year, so these numbers seem fairly consistent with where we’ve been before. I look forward to seeing the numbers rise as the year goes on.

And I’m looking forward to seeing a lot of you in Kansas City. Until then, happy collecting! 🐱

Andrew Gibson





NIA RESEARCH & EDUCATION ADVISOR

JACQUELINE LINSKOTT-BARNES * NIA #1380



Well, all good things must make changes and that is what is happening with your Research and Education department. I have had a wonderful enlightening experience with the NIA Oral History Project and have heard many stories from collectors as to how they became a part of the insulator collecting world. To those who shared their stories with me, I say "Thank You".

My committee members, Jeanne Weber, Tammy Brewer and Bob Merzoian, graciously developed and organized the K-12 lesson plans for educators to access on the NIA web site.

I applaud Lee Brewer who will be the next R&E advisor. He graciously accepted the post and will be an excellent researcher. Watch the DP for his contributions to the hobby.

As I leave this post I am continuing to work on a project

which will be available to collectors at the 50th NIA in Orlando, FL June 14-16, 2019. This project is to acquire and organize a presentation of candid photos from each of the 50 National Meets/Shows. If you have photos from any or all Nationals, would you please be a part of this endeavor and share them with me. If you can identify the collectors in the pictures, please do so. I will give credit to you for sharing and I will return the photos to you asap. You can send them to my email: bluebellwt@aol.com.

I, along with Graham and Clay, am very busy now planning for the 50th NIA Convention and Show, where we invite you to be a part of "Celebrating 50 Years of Meets/Shows". This is one "National" you do not want to miss. Until then...Keep collecting! 🐿

Jacqueline Linscott-Barnes

BELGIUM PORCELAIN INSULATOR FIND

NIA Historian Rick Soller shared with me a new porcelain insulator find from Belgium. It is not currently assigned a U-number, but he is currently working with Bob Berry to get one assigned. Rick purchased this unique piece from a collector (since deceased) several years ago.

This unusual bell-shaped insulator is 5" wide at the base, and 6-3/4" tall. The top is 1-3/4" square. The oval slot in the top is 1-1/4" x 1/2". The pinhole is threadless and smooth. It is 1-1/8" wide. The piece appears to be unmarked.

Thank you to Rick for sharing this piece with us! 🐿

RIGHT: FRONT VIEW SHOWING THE OVAL SLOT
LEFT (FACING PAGE): BASE VIEW SHOWING THREADLESS PINHOLE
RIGHT (FACING PAGE): SIDE VIEW





EVENTS COMMITTEE

CHAIRMAN * DARRYL WAGNER * NIA #8671



Greetings from the Events Committee,

The 2020 National will be announced at the Members meeting at the upcoming National in Kansas City. We are now looking for potential show hosts for the Central Region National for 2021. If you have an interest or ever thought about hosting a National, contact anyone on our committee for assistance or to answer questions. We are of course looking forward to Nationals in other regions, so again, if you have an interest, please contact someone on our committee or your Regional Vice President.

We are also always looking for Regional shows. If you have a regular local show and want to make it a Regional, let us know. These can be one or two day events. We are here to assist you in any way we can to help produce top notch shows for the hobby.

Your Events Advisory Committee Members are:

Eastern Region: Dario DiMare – dario@dariodesigns.com

Central Region: Bob Berry – pyrex553@aol.com

Western Region: Dwayne Anthony – insulators@open-wire.com

First Past President: Don Briel – don.briel@comcast.net

I would like to thank the members of my committee for their support and diligence in reviewing proposals and assisting with potential show hosts. It is always a pleasure to work with people who have a positive attitude and a sincere desire to promote our hobby.

Committee Chairman: Darryl Wagner – show@nia.org or dwi@blitz-it.net – 816-719-0801

Hope to see you all in Kansas City! 🇺🇸

Darryl Wagner





COMMEMORATIVE COMMITTEE

COORDINATOR * CAROLYN BERRY * NIA #4336

Announcing the 49th NIA Commemorative • 2018 Kansas City, Missouri National

In honor of a National where cherry blossoms are also celebrated each Spring, this year's color is...

CHERRY BLOSSOM



Milk Slag with Red Swirls • Every commemorative is unique, no two are the same

As always, there is the standard commemorative, and a solid pour commemorative.



- Quantities are limited for each style, so get your order in!
- Still produced by Mosser Glass Company in Ohio.
- Cash, Check, US money order or PayPal
- Postage is included in price for shipment within the USA.
- Shipment will be upon receipt of payment



Please see the included flyer in this Drip Points (facing page) or the NIA website for details: <http://www.nia.org/products/commemorative/index.htm>

Thanks for your continued support of the NIA and your collection of the NIA Commemorative!

Carolyn Berry

Contact: 512-255-2006 • Email: commemorative@nia.org

THE NATIONAL INSULATOR ASSOCIATION GLASS COMMEMORATIVE

" 49 years of continuous production "

49th NIA CONVENTION * 2018 Kansas City, MO

" Cherry Blossom "

In honor of a National where cherry blossoms are also celebrated each spring,
this year's color is milk slag with red swirls

Regular - \$40.00 each / ppd

(\$35 for each additional when shipped with the first)

(every commemorative is unique; color variations will be different than those shown in this flyer)

Solid pour - \$50.00 each / ppd

Note: Solid pours are not plunged. They vary in size and can be crude. They may lean or have flaws. They have no base markings. Each will be unique in color variation.

Embossed on the base of the commemorative:



Embossed on the dome of the commemorative:



History of the National Show Commemoratives: *"Collecting Our History"*

Being an enthusiastic insulator collector, Frank Miller of Tulsa, Oklahoma went home from the *First National Insulator Meet (that's what the "National" show was referred to in 1970)* held in New Castle, Indiana with an idea that collectors should have something by which they could remember the national meets. After months of struggling, he managed to have an insulator mold made. Frank said it was often referred to as "Frank's Last Folly" since he retired from teaching shortly thereafter. He also said it was worth the struggle. The commemorative insulator he designed replicated the early threadless "pilgrim hat" (CD 736) and is almost 4 inches high and is 3 1/4 inches across at the base. Since 1970, the glass commemorative has marked the national show event with new embossing for the location and a new color of glass. In 1979, the project continued on by John & Carol McDougald of Sedona, AZ. John and Carol produced the yearly commemoratives through 2009 at which time they donated the production to the National Insulator Association starting with the 2010 commemorative. Any profits made from the NIA Commemoratives go directly to benefit the National Insulator Association, a 501(c)3.

Please remit order and payment to:

NIA 2018 Commemorative
Carolyn Berry
1010 Wren Court
Round Rock, TX 78681


Please make checks payable to: NIA

Phone orders: (512) 255-2006

Email orders: commemorative@nia.org

Website link: <http://nia.org/products/commemorative/index.htm>
(for PAYPAL - credit card option follow link from website)

If you have questions, or live outside the continental USA, please contact me by phone or email.



Please tell us a bit about yourselves!

Linda and I are the publishers of Crown Jewels of the Wire magazine (www.cjow.com). We took over the magazine in 2003. After 16 years, we will be handing Crown Jewels off to a new owner after the December 2018 issue. We have two married children and two grandchildren. In addition to insulators, we enjoy hiking, kayaking, visiting National Parks, and traveling to the Hawaiian Islands. We currently live near the Eagle Cap Wilderness in northeast Oregon but are planning to move to central Oregon to be closer to our grandkids.



What got you started collecting insulators?

My uncle was a tough character... a professional cowboy and foreman of a 1.5-million acre cattle ranch in northern Arizona. I visited him years ago when I was about eleven and discovered that he collected old bottles. I decided that if a real cowboy could collect bottles, so could I. My Dad was interested, too, so we started going to old mining communities in Southern Oregon and digging dumps. This was in the early 1960's. We often would visit dumps that other bottles collectors had already dug, but often they would leave any

insulators they came across behind. So we took them home... and started collecting both bottles and insulators. In 1967, on a bottle hunting trip to Utah, a friend and myself came across a power line in the Bonneville Salt Flats that had used CD 321 Knowles insulators. We literally filled up our car with them (115 insulators) figuring we'd go back for more if we ever ran out. Well, they were a new CD to collectors and were instantly popular. Within two months we had traded away almost all of them for things like cobalt, amber and royal purple H.G. Co. signals as well as many other great insulators. My friend and I put bottles aside and started focusing just on insulators from that time forward.

What are your specialties/favorite insulators?

I've collected many things over the years... colored signals... CD 123 EC&M's... various Cal Elec Works insulators... helmets and more. What I keep, though, are insulators I personally found either in the wild or in junk or antique shops. So I guess you could say I collect insulators that have an emotional attachment.

Do you have any other collections?

When Linda and I were first married, we spent all of our free time prospecting for gold. We had a dredge and mined all over Southern Oregon and Northern California. After we had kids, we spent more time camping and hiking. I also collect postage stamps. Linda likes lightning rod balls & toppers; and American Girl dolls.

Do you have a mentor in the hobby?

My main mentor for insulator collecting was an early dealer named Cliff Martin. He had made his living buying and selling bottles in the 1950's... and switched over to insulators in the early 1960's. He was the first person I knew who made a living buying and selling insulators. But nowadays there are very few people who have even heard of him.

What are your most memorable insulator finds?

Several great memories actually...

1967: Finding CD 321's in the Bonneville Salt Flats.

1968: Hunting a power line that used Fred M. Locke insulators and finding a number of M-2795's.

1969-1970: Buying 120 amber H.G. CO. beehives for \$10 each

1970: Attending the First National Show in Newcastle, IN

1970: Finding 25 CD 317 Chambers in use in Southern Indiana and Western Ohio.

1974: Finding three CD 208 California's on a pole in Southern Oregon.

1999: Buying 3,000 insulators that a lineman had piled up in 1964. Included in the pile were 110 yellow green Brookfield beehives.

2007: Removing an EC&M from a tree in Northern California.

Any advice for a new insulator collector?

Look EVERYWHERE for insulators. Flea marts. Junk shops. Antique stores. Advertise to buy them in want ad newspapers, on Facebook, on Craigslist. Never presume that the insulators are gone just because someone walked a line before you. Always be curious. Look everywhere.

Howard and Linda's NIA Service at a Glance:

- 1974-1975: Executive Secretary of the NIA
- 2002: Outstanding Service Award from NIA (for helping youth get started in the hobby)
- 2002-2005: Western Region Director of the NIA
- 2008: Show hosts for the NIA National in Portland, OR
- 2010: Linda and I were honored to be selected NIA Lifetime Members

THANK YOU TO HOWARD AND LINDA FOR YOUR TIME AND DEDICATION TO THE HOBBY! IF YOU HAVEN'T ALREADY, BE SURE TO CHECK OUT WWW.CJOW.COM AND WWW.EAGLE-CAPCOLLECTIBLES.COM. 🐻



CHUCK FOX AND HOWARD BANKS STUMBLE ACROSS AN ABANDONED LINE IN THE BONNEVILLE SALT FLATS. THERE WERE INSULATORS FOR AS FAR AS YOU COULD SEE, WHICH IN THE UTAH DESERT IS A LONG, LONG WAY.

H.C.FRY GO-WITHS

BY WALT BAUMGARDT * NIA #8007

We're all aware that H.C. Fry Glass Co. of Rochester, PA made insulators. It turns out that what they are most famous for is what we would call a Go-With.

In 1872, after working for several smaller glass houses in the Pittsburg, PA area, he moved to Rochester, PA and founded the Rochester Tumbler Co, which manufactured Brown Glass Tumblers. In 1897 Rochester Tumbler became part of the National Glass Co of Rochester. In 1902 H.C. Fry, with his sons, Harry and J. Howard, started the H.C. FRY GLASS CO. At this time they concentrated primarily on household glass items. The term, FRY Quality, set a new standard for Quality in the industry. Rumor has it that they couldn't compete, price wise, in the insulator market because of their demands for quality.

Starting in 1916 they manufactured a line of heat resistant glass items. In 1921, under license from Corning Glass, they produced an entire line of opalescent, heat resistant glassware. Between 1916 and 1920 they produced various colors. Very few of these pieces are marked. Examples of these early pieces are the Vaseline glass juicer and the Amethyst salad plate.



ABOVE: H.C.FRY, CIRCA 1902
ABOVE, RIGHT: JUICER, VASELINE
RIGHT: SALAD PLATE, AMETHYST



H.C.FRY GO-WITHS

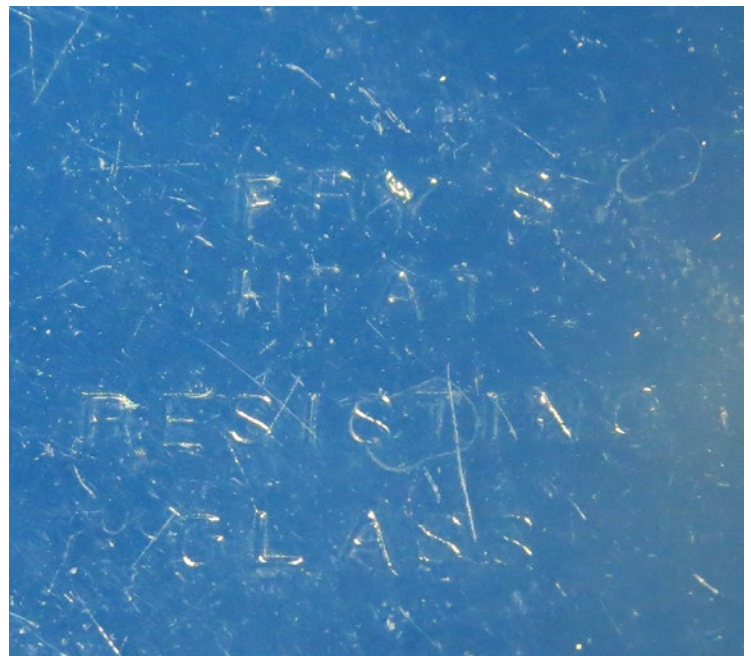
(CONTINUED)



It is the Opalescent line that they are famous for, and each piece is marked FRY HEAT RESISTANT GLASS. The marking also includes a part number which closely resembles a date. The Opalescent juicer is an example of this line of glassware. I also have a 9" covered casserole dish (above) and a 9" trivet (below). All these pieces are

marked as shown. In 1926 they started a line of decorative opalescent glass ware (FOVAL), where the edges of the pieces were decorated in various designs and/or colors. This line didn't last long as the company went into receivership in late 1927 and closed shortly thereafter.

(CONTINUED ON NEXT PAGE)



H.C.FRY GO-WITHS

(CONTINUED)

I found my first Fry piece, the Opalescent juicer 3 – 4 years ago, and have selectively added pieces. Fry opalescent, heat resistant glass is common in the Beaver Valley of Western Pennsylvania and within a 75 to 100 mile radius, extending into eastern Ohio. As the pieces become more popular they are appearing outside of this area.

If you're looking for new pieces for your collections, don't forget Go-Withs. In this case you would be collecting the predecessor of the world famous Corning Heat Resistant Glassware. 🍷

RIGHT: OPALESCENT JUICER MARKING
BELOW: OPALESCENT JUICER



TEHACHAPI MUSEUM EXHIBIT

BY NATASHA MCTYRE ✨ NIA# 9963 AND EVAN MCTYRE ✨ NIA #9964

Hi everyone! We just recently became members of the National Insulator Association, although my husband Evan and I have been collectors for years. We recently had the opportunity to display some of the insulators we own at the local museum in little ole Tehachapi, California. This used to be our hometown. My husband's Grandmother, Del Troy, is a docent at the museum and asked if we could put our beauties on display. We gathered them all up, did all the research, with a bit of help from the NIA Facebook page, and handed them over for the display. We live 3 hours away in Yucca Valley, California, so boxing them up and getting them there without damage was nerve racking! The exhibit went up for display on April 1st and has been a HUGE hit with all the locals. We were pretty ecstatic that we had the opportunity to display them. We never thought our fun hobby would be available for so many to see. It's still exciting when we talk about it and continually make the drive and stop in to see the display.

One of the docents asked why we enjoyed collecting such gems that some have forgotten about. Aside from the smile you get just admiring them in the sun, we love the stories they hold and could tell. What did they see in their time? The stories would be incredible to sit and listen to.

We've always loved insulators and up until a few years ago, had no idea there was such a vast assortment! We have added to our collection and it has grown to include many interesting pieces. We have them as décor in our yard, and incorporated them into our wedding as well as using them for centerpieces.

I know you all enjoy them as much as we do! We feel honored that we have the chance to share our little story with you all. And if anyone is passing through little ole Tehachapi, California, stop into the local museum, at 310 South Green Street, Tehachapi, CA, and check out all the neat stuff they have to offer, including some great insulators. We hope you enjoy the pictures!! 🏠



SOUTH AFRICAN CROSS ARM ADVENTURE: PART II

BY MIKE DOYLE ✱ NIA #5932

When the notion to speak to Michael Berridge about the cross arms and insulators first occurred to me, I asked him to explain to me a little bit more about the hardware that was on the line that was associated with the insulators having maroon or orange painted crowns that he had been offering for sale on Facebook's Insulator Collectors group. After about a week of chatting back-and-forth on Facebook Messenger, Michael and I decided that a trip South to the original site, with the goal of looking for and possibly recovering some line hardware, was worth considering and I volunteered to help subsidize the trip. After some more detailed discussion we'd worked out the basic details and Michael was able to make the trip south. He did indeed have an impressive measure of success recovering all manner of line hardware associated with the phone line. Once Michael returned, and shared photos of the material with me, I was captivated by the images. I was on the edge of my seat each California morning while he took time to share his story in the South African evenings.

Looking forward to the second logistic phase of our adventure, we put our heads together to work out the shipping details. Mike very entertainingly explained in his previous article the many twists, turns and hurdles we'd endured in order to get everything shipped across. It was an eleven month process from inception to completion and it was one of the most interesting collecting adventures with which I'd ever been involved. I still can't thank Mike enough for his



SOUTH AFRICAN CROSS ARM ADVENTURE: PART II

(CONTINUED)

▼ AIR WAYBILL 006 22382231 - 1 piece accepted, please see Shipping History below.

▼ Booking Information

Flight: DL201 ✈	Scheduled Arrival Date: 8/17/2017
Shipped From: JNB	Scheduled Local Arrival Time: 06:28
Shipped To: ATL	Pieces: 1
Scheduled Departure Date: 8/16/2017	Weight: 7.0 kgs
Scheduled Local Departure Time: 20:25	Status: Confirmed

Flight: DL1219 ✈	Scheduled Arrival Date: 8/17/2017
Shipped From: ATL	Scheduled Local Arrival Time: 13:40
Shipped To: LAX	Pieces: 1
Scheduled Departure Date: 8/17/2017	Weight: 7.0 kgs
Scheduled Local Departure Time: 12:05	Status: Confirmed

initiative, drive, enthusiasm, creativity, patience and humor throughout. Even though I wasn't doing much, it was wonderfully exciting. There were periods of nail biting suspense, shared frustration and mutual elation. There were times we just didn't know what the heck was going to happen. The climax of the shipping phase of the story began when Michael obtained an export license from his friend as explained in Mike's original story.

006 JNB 22382231 *** MASTER AIR WAYBILL *** 006-22382231

Shipper's Name and Address: EXCEPTIONAL S A IMPORTS & EXPORTS CC, 11 MELKWEG STREET, BOKSBURG, SOUTH AFRICA

Shipper's Account Number: Not Negotiable

Consignee's Name and Address: MICHAEL DOYLE, 1805 EAST COUNTRY COURT, VISALIA CALIFORNIA, 93292, UNITED STATES OF AMERICA

Consignee's Account Number: *ack*

Issued By: DELTA AIR LOGISTICS

Accounting Information: PLEASE NOTIFY CONSIGNEE UPON ARRIVAL, TEL: +01 559 503 4464, USTELCO@GMAIL.COM

Agent's IATA Code: 77-4 5003/2004

Account Number: *1706JAE26460*

Origin: LAX, Destination: LOS ANGELES, Flight: DL201/16

No of Pieces	Gross Weight	Rate Class	Chargeable Weight	Rate / Charge	Total	Nature and Quantity of Goods
1	7.0	KM	7.0	1,300.00	1,300.00	Vintage Pole DIMS: 226x12x9cm#1

DELTA CARGO DELIVERY AUTHORIZATION

AUTH BY: *KEK*, DATE/TIME: *8/22 0830*

LOC: *DASH BUN*, Print Name: *M.P. Doyle*, I.D. Number: *045190710*, Signature: *M.P. Doyle*

AM I KNOWN CARGO AVSEC/RA 0308

16/08/17

1,300.00

Shipper certifies that the particulars on the face hereof are correct and that insofar as any part of the consignment contains dangerous goods, such part is properly described by name and is in proper condition for carriage by air according to the applicable Dangerous Goods Regulations.

I, MICHAEL LANGE FOR AIR MENZIES INTERNATIONAL SA AS AGENTS FOR

Once Delta Air Cargo had the material it only took 3 days via Atlanta, Georgia, to arrive at Los Angeles International Airport. Delta called to tell me that I had 72 hours to get to the airport to clear my shipment through customs. My boss, who had been aware of the shipping developments, was very accommodating. I was in the car at the crack of dawn the next morning. The drive from Visalia to Los Angeles International Airport was a blur. I literally had butterflies. I had never been to an air cargo terminal and I had certainly never had to clear my own cargo through U.S. Customs and Immigration Service (USCIS). I felt like a rookie at the mercy of The Big Machine! Incredibly, the morning's schedule went off like clockwork. The Delta cargo desk smelled like jet engine exhaust and I could hear APUs screaming off in the distance. A very pleasant, relaxed cargo handler who smelled of jet fuel met me at the desk. Once I presented my credentials, he made an entry on his customs computer terminal, pulled my paperwork from a printer and brought it to me. In a well-practiced voice, he told me exactly what to do with the forms and off I went. USCIS was one block away. Pacing like an expectant father, waiting for word from the doctor, I wore a rut in the stone floor over the


SOUTH AFRICAN CROSS ARM ADVENTURE: PART II

(CONTINUED)

course of an hour. When the uniformed Customs agent called my name, I approached the window with a huge knot in my stomach. He looked quite grumpy. When he spoke, he sounded quite perplexed. "Is this just a piece of wood?" "Yes, sir." I replied. "And you collect these?" he asked. "Yes, sir," I replied. "All right, Michael. Here you go." :STAMP:. And that was it. I almost fainted.

With a HUGE sigh of relief, I nodded, took the offered clearance form and made an elated, bee-line for my jeep. Feeling an immense sense of relief, I drove back to Delta and presented my stamped form to the same cargo handler who had waited on me an hour earlier. He walked to the back of the room and opened a door through which poured much louder flight line racket. He was gone for just a moment before returning with the very carefully packed, two-meter long parcel that Michael had sent just four days prior. The cargo handler set the cross-arm on the counter, handed me a pen and poked a gloved finger at the place on the customs form where I signed to acknowledge receipt. He thanked me quickly, bade me good morning as he turned on a booted heel and headed out the back door.

That was it. I was still high as a kite on adrenaline as I headed out to the jeep. Once I had the package loaded, I set out for the return trip to Visalia. There were still some packages in transit by ship that contained much of the iron hardware. I waited until I had everything unpacked and organized so that I could begin to conceptualize how I wanted it to look.



SOUTH AFRICAN CROSS ARM ADVENTURE: PART II

(CONTINUED)

During this project that I was working with Mike, a couple of my buddies who are in the line trade were contributing to my collection but, it was not readily obvious how their contributions would become part of my collection. At one point, a crew foreman brought me a glorious old-growth, red wood square pole that was probably milled in the Santa Rosa, California hills around the turn of the century. It still had square nails in it, certainly a proud timber that would never fit in my home as it stood. I made the very difficult decision to cut it in two so that I could get it indoors, and get it protected. As it turned out, the lower half of that square pole ended up being the exhibit backbone for the South African cross arm.

In the picture, you see the bottom half of the pole, very recently taken out of service after the better part of a century. I could not have set this up myself and another one of the variables that was changing while all of this was going on was my interaction with other collectors in Visalia.

At some point near the completion of the cross-arm project, a woman named Teresa, who was active in the Facebook insulator pages, made comments that were seen by

Brian Riecker. He contacted Teresa and made her aware of the fact that she lived close to me. Teresa reached out to me and introduced herself. I invited her over with her fiancée, Brian, to get to know them and to share about the hobby. Since that time we've taken multiple opportunities to team up on insulator hunts and show trips. She helped set up the South African cross arm exhibit as well. In fact, Teresa is the first rider ever to accompany the Lou and Mike Show — On The Road Again. In this case, she rode to Seattle, Washington with us for the Emerald City get-together.

As I said before, there is no way that I could have built and set up this exhibit by myself. Teresa was instrumental in the construction of this exhibit and I am compelled, once again, to thank her for her assistance. I would also like to thank Brian, Dale and most of all, Michael for his unyielding tenacity.

It was an amazing journey. 🐾



PORCELAIN SURPRISE

BY MATTHEW WILLETT * NIA #9550

The day started out with waking up in my aunt and uncle's home that was used as a stop midway in route to Pennsylvania for my father-in-law's surprise retirement party. After a breakfast of coffee and 2 (okay maybe 3) doughnuts, we set out to travel the remaining 3 hours. With my beautiful and pregnant wife by my side, our plan was to take our time and stop at any antique shop we saw along the way. The first three shops we visited were filled with nice antiques but unfortunately the handful of insulators we spotted were the all too common, partially damaged and overpriced aqua Hemi No 9s and 154s.

Arriving in our destination town we decided to stop for a late lunch to tide us over until the party scheduled for later that evening. As we discussed our lack of luck finding anything of interest, we realized there was one last antique mall we could squeeze onto our agenda, one in-town we had visited 3 years prior on an alternate family get-together. Time was short but after arriving we began to quickly scan each booth methodically. All filled to the brim with various items, I pointing out to my wife several that I remembered having an insulator or two for sale during our last visit, none this go-around. About 15 minutes into our search I spotted a table with a handful of porcelain insulators, unfortunately the aisle was occupied by another peruser. After a few minutes lingering nearby, I circled back around and took a closer look. I immediately noticed the lighter and more attractive glazes, the odd shapes and the interesting incusings. I had a hunch I may be onto something. Realizing we may be here for a bit, my wife nodded in approval and stated, "do your thing", just before wandering off to continue scanning for items on her want list. Due to my rather untrained eye for porcelain, I decided to snap a few quick photos and utilize the wealth

of knowledge that is held by the members of the many Facebook groups. As my suspicions were confirmed I decided to flag down a passing attendant to calmly state, "I would like to purchase these 7 insulators," pointing at each one on the table.



After the cashier rung us up and safely bubble wrapped each piece, my wife, a worker and myself loaded the several boxes into our vehicle. After the dust settled, the haul included 3 U-928 BOCH Patents, 3 U-925s and a U-926A. The crown jewel of the jewels was the light, drippy glazed and prominently embossed U-928 BOCH.



PORCELAIN SURPRISE

(CONTINUED)

As you can imagine, based on their desirability within the hobby and my passion for the HEMI/HGCO 162s, these rather quickly found their way to new homes where they will be enjoyed! And yes, I did leave my name/number with the vendor if in fact more surface. Unfortunately the vendor had no real back story on the insulators, leaving it a mystery as to where these may have been used.

The thrill of the hunt is still alive and well! As many of you do, keep visiting and REVISITING all those estate auctions, antique shops and garage sales as you never know what may be sitting on that shelf staring back. Until then, happy collecting to all! ▲



UPCOMING EVENTS

JUNE – AUGUST 2018



JUNE 2, 2018 (Saturday) TAMA, IOWA

The 21st Annual Hawkeye State Insulator Swap Meet will be held on Saturday, June 2nd at the Tama Civic Center from 8:00 AM-3:00 PM. The Civic Center is located at 305 Siegel St. in downtown Tama, IA, just two blocks West of Highway 63 on 3rd Street. Dealers can plan on setting up at 7:00 AM. There will be no cost to set up and lunch will be provided to those attending. This annual event tends to be fun and relaxed and draws a good variety of dealers and friends from the Midwest. We again look forward to hosting and providing you another great time in the Hawkeye State! For additional information and table reservation, please contact DAVE SHAW at (641) 484 5463 or e-mail at dashaw@mchsi.com.

JUNE 2, 2018 (Saturday) MOUNT BRYDGES, ONTARIO, CANADA

15th Annual Southwestern Ontario Insulator Meet will be held Saturday, June 2, at the home of Henry and Hilary Nicpon near Mount Brydges, Ontario. There's a \$10 charge for a table, with the fee helping to cover the cost of food and beverages. Please RSVP by May 26th if you are coming. Info: TOM IANNELLI 519-641-0098 or email: tiannelli0098@rogers.com or BARRETT NICPON 519-670-8796 or email: barrett.nicpon@gmail.com

JUNE 16, 2018 (Saturday) PERKIOMENVILLE, PENNSYLVANIA

44TH Annual Pennsylvania Insulator Show & Sale will be held Saturday, June 16th, at 1837 Perkiomenville Road, Perkiomenville, PA 18074. Steve Bobb will make his delicious pulled pork again. Come and enjoy a day with your collector friends. Buy, sell & trade insulators and related items. Please bring a food item for the insulator picnic. 9:00 AM until the last person leaves. Info: STEVE BOBB 610-539-6533 or email: sbobb1@verizon.net or CLAUDE WAMBOLD 215-234-8413 or email: acwambold2@verizon.net



JUNE 22-24, 2018 (Friday-Sunday) KANSAS CITY, MISSOURI

The 49th Annual National Insulator Association Convention and Show will be held June 22-24 at the KCI Expo Center, 11730 N. Ambassador Drive, Kansas City, MO 64153. This event will be 35,000 square feet of glass & porcelain insulators, hardware, signs, lightning rod balls, battery jars and rests, lamps, bottles, jars and much, much more, with 175+ dealer and display tables.

We will be having a "Family Night" event on Friday that will include transportation, country cook-out, seminar and a professional FIREWORKS display. Find show & dealer information, along with updates at <http://www.nia.org/shows/national/> or contact Darryl Wagner, PO Box 1135, Smithville, MO 64089. Phone 816-719-0801 or email: nwmoshow@dwagnerkc.com

JUNE 29-JULY 1, 2018 (Friday-Sunday) WILDON, AUSTRIA, EUROPE

The 2018 International Insulator Collectors Meeting will be held June 29 – July 1 in Wildon, Austria. More information will be announced in the coming months. If you have an interest in attending, please contact DANIELE VORMWALD at: danielevormwald@web.de

JULY 7, 2018 (Saturday) SOUTH LAKE TAHOE, CALIFORNIA

The Lake Tahoe Backyard Insulator Show will be held Saturday, July 7th from 9:00 to 4:00 at the home of George & Judy Klingler, 1173 Tata Lane, South Lake Tahoe, CA. Breakfast / coffee and full lunch will be provided. Friday set up is fine and dealers invited to stay for dinner. Info: contact George or Judy at 530-541-3254 (home) or 530-416-1631 (cell) or email: judyklingler@charter.net

AUGUST 2-5, 2018 (Thursday-Sunday) CLEVELAND, OHIO

The 2018 National Antique Bottle Convention & Expo will be held August 2 – 5 at the Cleveland Convention Center in downtown Cleveland, Ohio. For details, visit the website at: <https://www.fohbc.org/national-convention/> or call MATT LACY AT 440-228-1873 or LOUIS FIFER 330-635-1964.

AUGUST 3-4, 2018 (Friday-Saturday) ZIGZAG, OREGON

Ernie and Mary Carlson will host a backyard sale and swap on Saturday, August 4, at their home in the beautiful foothills of Mt. Hood. Coffee and breakfast pastries, lunch, and sales tables will be provided; side dishes and desserts are appreciated. Please RSVP early to reserve a table. Ernie's model railroad and Mary's lush gardens will be open for tours. Come early on Friday for set-up and a bonfire; show opens at 8 am on Saturday. Location: 21199 E. Briarwood Road, Zigzag, Oregon 97049. Info: (503) 622-3573 or ecarlson6@frontier.com

UPCOMING EVENTS

AUGUST – SEPTEMBER 2018



AUGUST 4, 2018 (Saturday)

NISSWA, MINNESOTA

The North Western Insulator Club invites everyone to join us for a Summer Swap Meet on Saturday, August 4 at the home of Colin and Karen Yennie, 1126 Ebert Drive, Nisswa MN. Hours are 9 to 4 and there will be plenty of room in the yard, driveway and garage to spread out and sell, buy, swap and admire all the Crown Jewels. Please bring your own tables and a chair. Colin will be tending the grill. Just bring a dish to pass. For info and to RSVP, contact COLIN at cryennie@hotmail.com or 507-271-3457

AUGUST 11, 2018 (Saturday)

MARTINSBURG, WEST VIRGINIA

The 19th Annual Shenandoah Valley Insulator Show & Sale sponsored by the Chesapeake Bay Insulator Club will be held Saturday, August 11th from 9 AM to 1 PM, once again, by popular demand, at the B&O Roundhouse in Martinsburg, West Virginia. Dealer setup from 7-9 AM. 8-foot tables are \$25 for the first table and \$20 each additional. There is no admission charge. For more info or directions, contact JEFF HOLLIS at 304-671-5359 or email: redoak1953@gmail.com

AUGUST 18, 2018 (Saturday)

WINSTON-SALEM, NORTH CAROLINA

The Dixie Jewels Insulator Club's summer swap meet, hosted by David Erickson, will be held on Saturday, August 18, 2018 from 8:30am-2:30pm in Winston-Salem, North Carolina at the Bible Life Church, 2510 Gumtree Road, Winston-Salem, NC 27107. All collectors are welcome. You'll find a good selection of insulators in all price ranges. Consider setting up a sales table. Dave will have a few tables available, or you may bring your own. Reserve tables before the swap meet date by contacting David Erickson at (336) 247-1928 or e-mail at Dave.erickson1@aol.com. There will be a noon meal and everyone is invited to join us. If you wish to bring a side dish or dessert, it would be appreciated but is certainly not required. Join your Dixie Jewels friends from around the southeast for a great day of fellowship, and plan to add some jewels to your collection.

AUGUST 24-25, 2018 (Friday-Saturday)

HELENA, MONTANA

16th Annual Montana Big Sky Insulator Swap meet, hosted by Ron & Peggy Yuhás, Friday and Saturday August 24th & 25th 2018 Friday: Social gathering at Yuhás home, 895 Lodestar Road from 6:00 PM to Dark. Saturday's meet will run from 9:00 to 3:00 at the Yuhás Millwork Company, 2201 Hauser Blvd in

Helena. BBQ at noon. Free drawing for

Coolie Hat, Muncie and Pyrex 441 at 1:00.

Info: RON YUHÁS 406-439-4573 or email:

gramapig@bresnan.net or Doug Rusher 406-461-7341 ddrusher@aol.com or Jay Bernasek @ 406-223-1969 or jayb@mtopti.com.net. Please RSVP so we have enough tables and BBQ.

SEPTEMBER 7-8, 2018 (Friday-Saturday)

BEND, OREGON

The annual Jefferson State Insulator Club's Tres-Amigos Insulator Show & Sale in Central Oregon will be held September 7th & 8th starting with diner Friday evening followed by our traditional bonfire and story-telling time. On Saturday the show will begin early with a BBQ lunch at 11:35. Side dishes are welcome. This year, tables will be provided. Therefore, if you would like a table please let us know beforehand so the correct number can be ordered. Be sure to bring your "Go-Withs" and any other treasures along with your hunting and adventure stories for the Friday evening bonfire. This year we are opening the contiguous field for parking as well as for loading and unloading, making access more convenient. Remember, your RSVP is appreciated and necessary should you want a table or two. Location: 64420 Research Road, Bend, OR 97703. Lodging and camping in Tumalo State Park nearby; or camping on site. Info: JIM SINASEK 541-383-8067 or oregonjim@q.com ... ERNIE CARLSON 503-622-3573 or ecarlson@gmail.com ... MID NORRIS 541-281-2715 or mudhen@gmail.com

SEPTEMBER 8-9, 2018 (Saturday-Sunday)

ABBOTSFORD, BRITISH COLUMBIA, CANADA

Mark & Laura Schultz will host the Abbotsford Insulator Show at their home, 33911 Farmer Road, Abbotsford, British Columbia on September 8-9. Collectors are welcome to come earlier in the week and set up as there's room for RV parking on a first come, first served basis. Lunch is provided but if you can bring a dish that would be appreciated. Tables are free but please RSVP so we know how many to obtain. Remember to bring lots of insulators! Info: MARK SCHULTZ 604-855-4125 or email: schultzmachinist@gmail.com

SEPTEMBER 15, 2018 (Saturday)

HEBRON, CONNECTICUT

The Yankee Pole Cat Insulator Club will be hosting their 2nd annual fall swap at the home of Stan and Terri Mirecki on September 15 (rain date September 16). The venue is at 173 East Street, Hebron, CT. The get together will be informal and

UPCOMING EVENTS

SEPTEMBER – NOVEMBER 2018



fun and we ask that you bring your insulators and antiques, as well as tables and chairs. Official hours are 8-2, yet early birds and stragglers welcome. Keep your appetites and a \$10 donation for a cookout lunch served around Noon. Bring a dish if you would like and RSVP one week prior to get a head count for lunch.

There is ample parking and set up room in the side yard. Please park along the tree line and be cautious: the driveway is very long with room for one car at a time. Contact ZAC MIRECKI to RSVP for lunch or with any questions: 860-916-9014 or zac.mirecki@yahoo.com

SEPTEMBER 22, 2018 (Saturday) HOUSTON, TEXAS

The 27th Annual Houston Insulator and Collectibles Show, sponsored by the Lone Star Insulator Club, will be held September 22, 2018 in the Pasadena Room of the Houston Marriott South at Hobby Airport, 9100 Gulf Freeway Houston, Texas 77017. Show hours are 9:00 a.m. until 4:00 p.m. with free parking and free admission. Dealer tables \$45/first, \$40 each additional. Guest rooms \$89/night for show attendees. Fly into Hobby and take free shuttle to and from Hotel. Contact CHRIS (281-461-9652 crenaudo@aol.com), KEITH (979-245-2558 keithbrooking@spcglobal.net), or JOHN (281-851-6585 j.hall@ix.netcom.com) for more information.

SEPTEMBER 22, 2018 (Saturday) BATH, ONTARIO, CANADA

An Antique Bottle & Insulator Show will be held on Saturday, September 22nd, from 9:30 to 2:30 at 428 Main Street, Bath, Ontario, Canada. Admission is free. There are a limited number of tables if anyone is interested in setting up and it is first come first served. Tables are available at a cost of only \$10 each and are 2 x 4 in size. The event is held at the old Masonic Hall which is settled in the middle of Bath Ontario, originally settled in 1784 by United Empire Loyalists. The building itself was constructed in the first quarter of the 19th century and housed many businesses including an early prescription druggist and drug manufacturer. Info: RICHARD DOBING Phone: 613-876-1286 or Email: loyalistcollectibles@gmail.com Website: <https://www.facebook.com/BathBottleShow/>

SEPTEMBER 22, 2018 (Saturday) RICHFIELD, OHIO

The Western Reserve Insulator Club's 8th Annual 'Oktoberfest' Insulator Show at the Masonic Hall, 3750 Grant Street, Rich-

field, OH 44286 (near the southeast corner of Routes 303 & 176), 10 a.m. to 3 p.m. Free Admission. 8-foot Dealer Tables \$20. Dealer Setup 9-10 a.m., Bratwurst and Root Beer available for lunch. Contact JOHN HOVANEC 216-392-3622, email jrhovanec@ymail.com or visit www.InsulatorCollectorsofAmerica.com for more details.

SEPTEMBER 22-23, 2018 (Saturday-Sunday) SANTA ROSA, CALIFORNIA

The 2018 Santa Rosa Antique Bottle & Collectibles Show will be held September 22nd & 23rd at the Santa Rosa Veterans Memorial Building, across from the Sonoma County Fairgrounds. Saturday hours will be 11:00 to 4:00 with general admission at \$3. Early entry from 10:00 to 11:00 will be \$10. Sunday's hours are 9:00 to 3:00 with free admission. Info: 707-823-8845 or email: nbca@comcast.net or website: http://www.oldwestbottles.com/Santa_Rosa_Show.php

OCTOBER 7, 2018 (Sunday) CHELSEA, MICHIGAN

The Annual (42nd) Antique Bottle and Insulator Show sponsored by the Huron Valley Bottle and Insulator Club will be held on Sunday October 7th at the Comfort Inn Conference Center, 1645 Commerce Park Drive, Chelsea, Michigan. It is located just north of I-94 at exit 159 (M-52). Doors open at 9 am to the public and show closes at 3 pm. Admission is \$3.00, with children under 16 free. Dealer set-up begins at 7 am. Food available on premises. Items for sale include: insulators, bottles, jars, lightning rod balls and weathervanes, and other related collectibles. Contact Rod Krupka, phone 248-627-6351 or e-mail rod.krupka@yahoo.com; or Mike Bruner e-mail abbott4girl@sbcglobal.net.

NOVEMBER 2-4, 2018 (Friday-Sunday) SPRINGFIELD, OHIO

The 48th Mid-Ohio Insulator Show will be held November 2-4 at the Clark County Fairgrounds, 4401 South Charleston Pike, Springfield, Ohio. Exit 59 off I-70. Show hours are Friday 3:00 PM to 6:00 PM, Saturday from 8:00 AM to 5:00 PM, and Sunday from 9:00 AM to closing. Info: CURT BOSTER email: cboster530@att.net or 614-301-5125 or LOIS BLAIR 740-852-3148. Additional info at: www.insulators.info/shows/springfield

NOVEMBER 17, 2018 (Saturday) LOUDON, TENNESSEE

The final Dixie Jewels Insulator Club swap meet of 2018 will be

UPCOMING EVENTS

NOVEMBER 2018 – JUNE 2019



hosted by Stephen and Robin Ruppel on Saturday, November 17 in Loudon, Tennessee from 9:00-2:00 Eastern. We will meet at Bethany Baptist Church, 3586 Hwy. 72 North, Loudon, TN 37774. The church is located south of Knoxville, TN and is only 1 1/4 miles off exit 72 on I-75. There is no fee to set up a sales table, so you are invited to bring insulators, bottles or other collectibles to sell, trade or swap. Collectors are expected from 6-8 states and there are always lots of insulators. A limited number of sales tables will be available on a first come-first served basis or you may bring your own. A noon meal will be served, and everyone is invited to join us for lunch. If you wish to contribute to the meal, side dishes, drinks or desserts would be welcome. Please call ahead of the swap meet date to reserve tables or to let Stephen and Robin know what you will bring for the meal. For more information or table reservations, please contact: Stephen Ruppel, (865) 228-7086. For a copy of the club newsletter with directions to the swap meet, contact Bill Haley, wgh@tnaqua.org.



JUNE 14-16, 2019 (Friday-Sunday) ORLANDO, FLORIDA

The National Insulator Association's 50th Annual Show and Convention will be held June 14-16, 2019 in the Oceans Convention Center at the Doubletree by

Hilton Orlando at Sea World, 10100 International Drive, Orlando, Florida 32821. This event will be held in a venue of over 15,000 square feet of glass and porcelain insulators, hardware, signs, lightning rod balls, battery jars and rests, lamps, bottles jars, telephone related items, and much, much more. Because the NIA Convention and Show venue is in the heart of Orlando's many attractions, your free time and evenings are being left for to pick and choose activities appropriate for you and your family members. Show information along with updates will be available at <http://www.nia.org/shows/national/> and at the National in Kansas City, MO. Plan to be a part of "Celebrating 50 Years of Meets/Shows". Meanwhile, for additional information, you can contact: Jacqueline Linscott-Barnes, NIA#1380, 3557 Nicklaus Drive, Titusville, FL 32780 or phone: 321-480-1800 or email: bluebellwt@aol.com.

THE UPCOMING EVENTS LIST APPEARS COURTESY OF CROWN JEWELS OF THE WIRE MAGAZINE – CJOW.COM.
WITH SPECIAL THANKS TO HOWARD AND LINDA BANKS.

MEMBER CLASSIFIED ADS

RICK SOLLER: Wanted: Mint condition CD 145 B.G.M. CO. in any color or any other B.G.M. in a color other than purple. Com574@clillinois.edu

BILL HALEY: National wants: Amber-swirled CD 121 Am. Tel & Tel Co. and CD 133 H.G. Co. [070], color or character. wgh@tnaqua.org • (423) 326-9248.

ROBERT JOHNSON: WANTED: CD 102 Diamond ponies with mold numbers. Looking to fill in number / color combination gaps in my 100-piece specialty collection. contender31@yahoo.com • (985) 445-7821

DID YOU KNOW? ALL NIA MEMBERS ARE ENTITLED TO A **FREE 25-WORD AD** EVERY YEAR IN DRIP POINTS. PLEASE CONTACT THE EDITOR TO GET YOUR AD LISTED.


WANTED

Unique & Unusual Insulator Mounting Pins & Brackets



**Eucalyptus
Insulator
Pins
Brackets
Pole Steps**

- All types of cast iron, multiple pin brackets
- Home-made pins and mounts
- Manufacturer, wholesaler and distributor catalogs




LOU HALL THE "PIN MAN"

NIA # 7185
363 W. Stuart Ave., Fresno, CA 93704
(559) 284-4211 e-mail: louhall@pacbell.net

2015 EDITION

North American Glass Insulators - Price Guide

- 370 Pages – Spiral Bound
- Added CD Numbers
- Added Embossing Listings
- Added Color Listings
- Drawings with Listings
- New and Expanded Appendices
- Color Cover and Photos
- Scale Drawings in Appendix



Paper Edition -- \$49 post-paid in USA

Call or email for shipping rates outside of USA

To order: send check, money order, or PayPal to:

Donald R. Briel

P. O. Box 188

Providence, Utah 84332

Don.Briel@comcast.net

(435) 753-5786

Visit: www.InsulatorPriceGuide.com

RAILRODIANA COLLECTORS ASSOCIATION, INC. ("RCAI")

America's Largest Organization Devoted to the Collection and Preservation of Railroad Artifacts

◆ Meet friends and fellow collectors dedicated to preserving artifacts of rail transportation history for future generations.

◆ Find out about upcoming events and learn more about the almost infinite landscape of railroad collecting, from lanterns, to keys and locks, china, menus, and more!

◆ Membership includes our lavishly illustrated, full-color quarterly magazine, *The Railroadiana Express*, free-to-members advertising, and access to the membership directory.




To learn more about RCAI, to become a member, or download a recent issue of *The Railroadiana Express*, visit our website at:

www.railroadcollectors.org



CREBB MASKS
2 Volumes • \$21.50 ppd*



Compiled and Edited by Walter Baumgardt

To order:

Walt Baumgardt
2 Dolphann Dr.
Tonawanda, NY
14150

Email:
glassman_43@hotmail.com

Phone:
(716) 860-2524

*Continental U.S.
Pay by Check
or Money Order

- 2 Volumes containing all identified Crown Embossed Brookfield Beehive Shop Number Variants discovered to date
- Presented on plain paper & transparency, to cut and use as a ready made mask
- Entitled to free updates as new Shop Number Variants are discovered

ATTENTION

I am preparing a major update to Lee Brewer's book "Collecting and Identifying Crown Embossed BROOKFIELD Beehive Insulators". It is available free of charge to anyone who purchased my publication of Lee Brewer's Original CREB mask. (see Adjacent).

Over 40 new variants have been identified in the past year, and are presented in this major update. If you have not yet purchased a copy of the CREB masks, you can order a copy. I will also have copies available at the National in Kansas City: Look me up.

Remember: Copies of the update are only available to those who have purchased my publication of the CREB masks.

- Walt Baumgardt

NATIONAL INSULATOR ASSOCIATION

CONVENTION AND SHOW

JUNE 22-24, 2018

KCI EXPO CENTER

KANSAS CITY
MISSOURI


For Dealer and Show Information,
contact:

Darryl Wagner (816) 719-0801

nwmoshow@dwagnerkc.com

or go to: www.nia.org





National Insulator Association

49th Annual Convention & Show
June 22-24, 2018



Don't miss this year's National! We have plenty of room for more tables with 35,000 square feet of space to fill. Sign up for the extras as soon as possible.

Steamboat Arabia, KC Streetcar, Union Station and National WWI Museum & Memorial Tour

Private tour of the Steamboat Arabia Museum, KC Streetcar ride from downtown to Union Station lunch at Union Station + time to look around, then Trolley Car ride to the National WWI Museum & Memorial for another private tour + free time. Transportation to/from the KCI Expo Center & lunch included. Adults \$60, special pricing for children. Event registration and lunch selection forms at www.nia.org/shows/national.

Family Night BBQ & Fireworks

Join us for a cook out in the country, time with fellow collectors away from the show. Cookout followed by a private professional fireworks display. Transportation to/from the KCI Expo Center included.

Community Display Information

Colored Signals "Signal Homecoming"

Display will be Hemingray & H.G. Co. CD's 162 & 164 Signals. Looking for unusual colors, character, bubbles, rarity, etc. Brian Riecker will be supervising this display. Space is limited, so please submit a picture and description of your insulator(s) to Brian at brian@domeglass.com or call him at 620-779-1741.

Seldom Seen Porcelain

Display is as described and will have 4 sections, Pin Type, Power, Foreign and a section with Strains, Johnny Balls, Wall Tubes, Suspensions & other misc. Porcelain. Chris Hedges is supervising this display. Again, we ask that if you have a special porcelain piece or several, please submit pictures and description to Clint Gaylord at perceval2000@comcast.net for American pieces and Bob Berry at pyrex553@aol.com for Foreign pieces.

National Art Show

Display your hobby related artwork. Requirements: Current NIA Member in good standing, your original artwork, related to insulator hobby, recent work within last few years not previously exhibited. See www.nia.org/shows/national for more information and entry form.

Kansas City is about as centrally located as you can get, so accessible to all. There will be a lot going on, so don't miss out. We look forward to seeing you in Kansas City. If you have any questions, please reach out to us at nwmoshow@dwagnerkc.com or 816-719-0801.

We have a special Fundraising raffle for a NIA Insulator Club Quilt. Information on next page

Thank you for your support & attendance!

NIA National Fundraising Quilt Raffle

We have a very special raffle to help support this year's National. It is for a king size quilt, 102" x 102", the blocks are machine pieced and the quilt itself is **hand-quilted**. It has the NIA, ICON, the current insulator club logos and several other older logos and patches on it. The drawing for this item, will take place at 11:30 am on Sunday June 24th. The winner will not have to be present and if the winner is not at the show, the quilt will either be delivered or mailed insured.



Raffle tickets are available as follows:

1 for \$	2.00
6 for	10.00
15 for	20.00
50 for	50.00

And if you are really interested,
125 for \$ 100.00

Tickets can be purchased by check, made out to "NIA" or "National Insulator Association". If purchasing before the National, please send check to this address:

Darryl Wagner
P.O. Box 1135
Smithville, MO 64089

Tickets will also be available at the show. All monies collected from this raffle will be to assist in funding the 2018 NIA National Show & Convention.

If you pre-purchase tickets, your half of the ticket will be mailed to you. Any order for tickets done in the mail, must be received by Saturday, June 23, 2018. It is suggested that if you send your request in by mail, that you do so the latest by June 15, 2018.

Thank you for your support & good luck!

Ad Rates 20% OFF in 2018!

- Camera-ready artwork is preferred; preferred file formats: PDF, TIF, JPG, DOC, DOCX
- Ads can be designed for an additional fee (contact for pricing)
- To receive the multi-issue discount, ads must run in consecutive issues with no changes.
- Ads must be paid for in advance. Please make checks payable to the National Insulator Association.
- Ads must meet all postal regulations that govern publications mailed at Non-Profit Standard Mail postage rate.

Full Page (8" x 10")

1 issue.....	\$100	\$80
2 issues	\$189	\$150
3 issues	\$278	\$222
4 issues (year).....	\$362	\$290

Half Page (8" x 4.5")

1 issue.....	\$55	\$44
2 issues	\$101	\$80
3 issues	\$147	\$117
4 issues (year).....	\$193	\$154

Quarter Page (4.5" x 3.9")

1 issue.....	\$30	\$24
2 issues	\$53	\$42
3 issues	\$76	\$60
4 issues (year).....	\$99	\$79

Eighth Page (3.9" x 2.1")

1 issue.....	\$20	\$16
2 issues	\$35	\$28
3 issues	\$50	\$40
4 issues (year).....	\$65	\$52

Sixteenth Page (2.2" x 1.8")

1 issue.....	\$15	\$12
2 issues	\$27	\$22
3 issues	\$39	\$31
4 issues	\$51	\$41

To place an ad, contact:

Christian Willis, Editor
publications@nia.org
 (949) 338-1404
 P.O. Box 2797
 Parker, CO 80134

Prices valid in 2018 and are subject to change thereafter.

NIA MEMBERSHIP & RENEWAL FORM



Prospective members may join the NIA at any time; however, the "membership year" begins on January 1st and ends on December 31st. New memberships issued within three months of the beginning of the new membership year (October – December) will be good for the following calendar year. New members are entitled to all membership privileges immediately upon acceptance by the NIA.

If you are joining the NIA during the months of January through September your membership will expire on December 31st of this calendar year.

Submit (Payable to the NIA in U.S. funds) To: **Andrew Gibson**

5997 Springwater Road
Dansville, NY 14437-9772

Dues Schedule:

Regular Membership **\$25.00**
 Junior Membership (under 18) **\$5.00**
 Club or Organization **\$50.00**

membership@nia.org
 Or renew online at:
<http://nia.org/membership/>

Check appropriate class: Regular Family Junior Club/Org.

Check years of Payment: Single year Multi-year

Please Print Legibly

Name _____

NIA # (If renewal) _____

Address _____

City _____

State/Province _____

Zip/Postal Code _____ (+4) _____

Country (if not U.S.) _____

Telephone Number _____

E-Mail Address _____

Include me in the Annual NIA/Crown Jewels Directory..... Yes No

Include my Telephone Number..... Yes No

Include my E-Mail Address Yes No

I would like to receive Drip Points in the following formatPaper Electronic

(Check only one, an e-mail address is required for electronic)

Referred by: _____ NIA # _____

Additional Family Members residing in the same household at no additional cost.

Name	NIA # (If renewal)
1 _____	_____
2 _____	_____
3 _____	_____
4 _____	_____

Signed _____

Date _____ Amount Enclosed \$ _____

Revised August 19, 2016





MERCHANDISE

SHOW YOUR SUPPORT WITH CLOTHING, BADGES & MORE

T-SHIRT

Colors: Stonewash Green, Stonewash Med. Blue, Pebble (Sand), Lt. Steel Gray



Info: Hanes Heavyweight, 6.1 oz. cotton pre-shrunk. Screen-printed logo (front & back)

Price: \$17 (S-XL) \$20 (2X-3X)

Size: S ___ M ___ L ___ XL ___
2X ___ 3X ___

Color: _____

Total Quantity: _____

Total Price: _____

CREW NECK SWEATSHIRTS SCREEN-PRINTED

Colors: Hunter Green, Cardinal Red, Lt. Steel Gray



Info: Heavy weight 100 % cotton/polyester blend, pre-shrunk, embroidered logo

Price: \$29 (S-XL) \$33 (2X)

Size: S ___ M ___ L ___ XL ___
2X ___

Color: _____

Total Quantity: _____

Total Price: _____

HOODED SWEATSHIRT

Colors: Lt. Steel Gray



Info: With full front zipper/muff pocket & drawstring hood, embroidered logo

Price: \$32 (S-XL) \$36 (2X)

Size: S ___ M ___ L ___ XL ___
2XL ___ 3X ___

Color: _____

Total Quantity: _____

Total Price: _____

BUTTON DOWN SPORT SHIRT

Colors: White, Red, Blue, Brown, Tan



Info: All with embroidered logo (no pockets)

Price:

Short sleeve: \$32 (S-XL) \$34 (2X-3X)

Long sleeve: \$34 (S-XL) \$36 (2X-3X)

Short sleeve:

Size: S ___ M ___ L ___ XL ___
2X ___ 3X ___

Long sleeve:

Size: S ___ M ___ L ___ XL ___
2X ___ 3X ___

Color: _____

Total Quantity: _____

Total Price: _____

HENLEY T-SHIRT

Colors: Black and Lt. Steel Gray



Info: Only come with embroidered logo. three button placket

Price: \$10 (While in stock)

Size: S ___ M ___ L ___ XL ___
2XL ___ 3X ___

Color: _____

Total Quantity: _____

Total Price: _____

DENIM BUTTON DOWN SHIRTS

Colors: Stonewash Blue or Natural



Info: Nicely weighted denim, pre-shrunk cotton, left-side pocket

*ladies order comparable men's size, see chart

Price:

Short sleeve: \$33 (S-XL) \$36 (2X-3X)

Long sleeve: \$36 (S-XL) \$39 (2X-3X)

Short sleeve:

Size: S ___ M ___ L ___ XL ___
2X ___ 3X ___

Long sleeve:

Size: S ___ M ___ L ___ XL ___
2X ___ 3X ___


Color: _____

Total Quantity: _____

Total Price: _____

EMBROIDERED LOGO T-SHIRT

Colors: Sand, Gold, Ecru, Ash Gray, White, Cardinal Red, Lt. Blue, Army Green, Navy, Bright Green, Lt. Steel Gray, Stonewash Green, Chestnut Brown, Maroon



Info: I have a limited number of t-shirts with pockets, call for details
Pockets, \$2.00 additional on all regular t-shirts

Price: \$17 & \$20 for 2XL or 3XL

Size: S ___ M ___ L ___ XL ___
2XL ___ 3X ___

Color: _____


Total Quantity: _____

Total Price: _____



EMBROIDERED CAP

Colors: Khaki, Stone, Blue, Gray, Orange, and Pink, Red
(Circle color choice)



Price: **\$15**
Total Quantity: _____
Total Price: _____

NIA NAME BADGE

Info: Engraved; beveled edges | pin back OR Magnetic back (Circle type You would like)

Price: **\$12**
Total Quantity: _____
Total Price: _____

COLLECTORS PATCH

Price: **\$4**
Total Quantity: _____
Total Price: _____

BADGE BAR

Info: For NIA position or local club
Price: **\$4**
Total Quantity: _____
Total Price: _____

20 OZ COPPER LINED STAINLESS STEEL TUMBLER

Info: Steel Tumbler Keeps drinks cold or hot for hours! One color imprint (blue)
Price: **\$25**
Total Quantity: _____
Total Price: _____

NIA WINDOW DECAL

Info: for outside car window.
White: 5 1/2 x 6 3/4 Color: 4 1/4 x 5 3/4
Price: **\$10 (White) \$7 (Color)**
Color: _____
Total Quantity: _____
Total Price: _____

TOTE BAG

Info: "Big Thunder" Tote bag - sturdy with NIA logo
Price: **\$15**
Total Quantity: _____
Total Price: _____

16 OZ TRAVEL TUMBLER

Info: 4 color imprint
Price: **\$14**
Total Quantity: _____
Total Price: _____

Name Badge Engraving Information:

Name _____	NIA# _____	City _____	State _____	<input type="checkbox"/> Pin	<input type="checkbox"/> Magnet
Name _____	NIA# _____	City _____	State _____	<input type="checkbox"/> Pin	<input type="checkbox"/> Magnet
Name _____	NIA# _____	City _____	State _____	<input type="checkbox"/> Pin	<input type="checkbox"/> Magnet
Club Bar _____	Quantity Needed _____				
Club Bar _____	Quantity Needed _____				
Club Bar _____	Quantity Needed _____				



Thank you for supporting the NIA!

U.S. Postage:

\$6.75 for the first item & **\$1.50** for each additional item ordered.
Postage for Patches, Badge Bars are **\$0.60** each. Decals, **\$1.95**
Name Badges are **\$0.85** each to mail.
For Postage outside the US or AK & HI Contact me for quote

Shirt Sizing Chart:

Adult/ Mens
S 32-34 | M 36-38 | L 40-42 | XL 44-46
2X 48-50 | 3X 52-54
Ladies
S 28-30 | M 32-34 | L 36-38 | XL 40-42
Ladies order comparable adult/men's size for most shirts, unless specifically noted as a ladies shirt

Please make check or money order in U.S. funds payable to **National Insulator Association or NIA**

Name: _____
Address: _____
City: _____ State: _____ Zip: _____
Telephone: _____
Email Address: _____

Subtotal: _____
US Postage: _____
Total Enclosed: _____

Send completed form to:

Margaret Wagner | 14615 Skyview Avenue | Smithville, MO 64089 | 816-719-0802 | niaproducts@nia.org



NIA DONATION FORM

Name: _____ Phone: (____) _____

Address: _____

City: _____ State: _____ Zip: _____

E-mail Address: _____

- I / we would like to make a gift of \$ _____ and my payment is enclosed (see payment section below).
- I / we would like to make a pledge of \$ _____ and I would like to pay this on _____ (date).
- I / we would like to make a pledge of \$ _____ to be paid annually for _____ years.
- I / we would like to make a pledge of \$ _____ to be paid quarterly / monthly (circle one), starting on _____ (date) until pledge is fulfilled.
- I / we would like to make an in-kind donation. Please contact me / us regarding my idea.

Note: NIA Development Committee will send reminders prior to pledge payment date(s).

My/our gift/pledge should be directed to the following areas:

\$ _____ Scholarship Fund
\$ _____ Educational Resource Development
\$ _____ National & Regional Show Support
\$ _____ Internet Technology
\$ _____ Undesignated or Other _____

My/our gift is in memory of: _____

My/our gift is in honor of: _____

Please send acknowledgment to: _____

_____ My / our contribution is eligible for a matching gift. Please contact me.

Signature: _____ Date: _____


Payment Information

Please mail this form and payment by Check (payable to NIA) or Money Order to:
NIA Treasurer, Bill Rohde, P. O. Box 28, Colusa, CA 95932

For additional information regarding gifts to the National Insulator Association, Inc, please contact the NIA Development Committee, E-mail address: donations@nia.org The National Insulator Association, www.nia.org, is a 501(c)3 non-profit organization.

Your gift is deductible to the fullest extent of the law.





DONATE TO THE NIA

A REQUEST FROM THE NIA DEVELOPMENT COMMITTEE

Dear Fellow Collector,

The NIA is a 501(c)3 non-profit and as such gifts may be tax deductible. Gifts of support will help the Association improve existing benefits and services as well as create new benefits and services for members and those collectors who are yet to become members. Your gift will allow the NIA to continue its mission to encourage growth and public awareness of the insulator hobby through collecting, dealing, and educational endeavors. The NIA has identified four areas where donations will help create and enhance programs directed to that mission.

SCHOLARSHIP FUND: Currently the NIA grants two scholarships totaling \$2,000.00 each year. Additional funding would guarantee sufficient funds for future years; scholarship grants could be increased; or additional scholarships could be granted each year.

EDUCATIONAL RESOURCE DEVELOPMENT: There are projects that have been suggested but haven't been implemented for lack of funding such as the production of classroom video presentations, NIA traveling displays for use by learning facilities such as libraries, schools, and museums, and a Speakers Bureau. These are just a few of the new ideas for greater community awareness of our hobby. The current Oral History recording program and an enlarged supply of Classroom teaching units and materials will be possible with your continued support.

NATIONAL & REGIONAL SHOW SUPPORT: The NIA has assumed a financial supportive role intended to assist national show hosts/organizers in reducing their financial risk. With your donations the NIA could increase advertising and promotional reimbursements, could provide all awards at national / regional shows, and could provide financial assistance for regional shows.

INTERNET TECHNOLOGY: The desire for instant communication and information retrieval is with us and cannot be denied. For the association and the hobby to continue to grow it must have a strong presence on the Internet and social media. Donations in this area can help redesign the NIA web site, create videos for posting on social media, develop and present "live" shows including interviews, auctions and sales.

Please indicate on the remittance form the area that you would like your donation to be applied. If you choose to apply you donation to more than one area please indicate the dollar amount for each area. Each donation of \$10.00 or more will receive an acknowledgment and thank you letter from the NIA President. Additionally, each donation of \$100.00 or more will receive a NIA Name Badge Bar thanking you and recognizing your financial support of the NIA in 2018. AND, for a donation of \$250.00 or more you can choose to receive a THANK YOU gift of a NIA Tee-Shirt. Just select the shirt size and color on the remittance form. No selection will indicate that you chose not to receive a shirt.

Please detach, copy or scan the remittance form found on the page to the left and return the form along with your check payable to the NIA.

Mail to: NIA Treasurer, Bill Rohde, P. O. Box 28, Colusa, CA 95932.

Please help grow the hobby. Please be as generous as you can. Thank you!

NIA Development Committee

Mike Green, Chairman

Bill Rohde, NIA Treasurer

Darryl Wagner, Events Committee

P. S. If you would like to honor someone with your gift, please add that name on the remittance form.

NIA Board of Directors

President

Steve Roberts – NIA #7935
2404 Mansker Dr.
Madison, TN 37115
president@nia.org

First Past President

Don Briel – NIA #7218
P.O. Box 188
Providence, UT 84332
1stpastpres@nia.org

Western Region VP

Mike Doyle – NIA #5932
1805 E. Country Court
Visalia, CA 93292
westernvp@nia.org

Central Region VP

Kim Borgman – NIA #3038
1056 E. US 136
Pittsboro, IN 46167
centralvp@nia.org

Eastern Region VP

Gus Stafford – NIA #8871
816 Flintlock Ridge Rd.
Mechanicsburg, PA 17055
easternvp@nia.org

Information Director

Christian Willis – NIA #5185
P.O. Box 2797
Parker, CO 80134
information@nia.org

Membership Director

Andrew Gibson – NIA #2422
5997 Springwater Rd.
Dansville, NY 14437-9772
membership@nia.org

Secretary

Walt Baumgardt – NIA #8007
2 Dolphann Dr.
Tonawanda, NY 14150
secretary@nia.org

Treasurer

Bill Rohde – NIA #1219
P.O. Box 28
Colusa, CA 95932
treasurer@nia.org

Advisors & Committee Chairs

Authentication & Classification Advisor

Paul Greaves – NIA #2685
8830 Benton Acre Rd.
Granite Bay, CA 95746
authentication@nia.org

Awards & Recognition Chair

Gene Hawkins – NIA #421
3847 North Prairie St.
Warsaw, IN 46582
awards@nia.org

Ethics Advisor

Daryl Stahler – NIA #8843
4622 N. Paseo Pitiquito
Tucson, AZ 85750
ethics@nia.org

Historian

Rick Soller – NIA #2958
4086 Blackstone Ave.
Gurnee, IL 60031
historian@nia.org

Commemorative Coordinator

Carolyn Berry – NIA #4336
1010 Wren Court
Round Rock, TX 78681
commemorative@nia.org

Research & Education Advisor

Jacqueline Linscott-Barnes – NIA #1380
3557 Nickaus Dr.
Titusville, FL 32780
education@nia.org

Development Committee Chair

Mike Green – NIA #3175
2513 S. Balsam St.
Lakewood, CO 80227
donations@nia.org

Product Manager

Margaret Wagner – NIA #8711
14615 Skyview Ave.
Smithville, MO 64089
niaproducts@nia.org

Rules & Procedures Advisor

Tim Wood – NIA #1099
9330 16th St.
Terrebonne, OR 97760
procedures@nia.org

Scholarship Committee Chair

Jeanne Briel – NIA #7595
P.O. Box 188
Providence, UT 84332
scholarship@nia.org

Drip Points Editor

Christian Willis – NIA #5185
P.O. Box 2797
Parker, CO 80134
(949) 338-1404
publications@nia.org

Webmaster

Bob Berry – NIA #1203
1010 Wren Court
Round Rock, TX 78681
webmaster@nia.org

Events Committee Chair

Darryl Wagner – NIA #8671
14615 NW Skyview Ave.
Smithville, MO 64089
show@nia.org

Special Projects Advisor

Mike Doyle – NIA #5932
1805 E. Country Court
Visalia, CA 93292
projects@nia.org

Finance Committee Chair

Bill Snell – NIA #2624
11427 E. Scarritt Ave.
Sugar Creek, MO 64054
finance@nia.org



CLEVELAND, OHIO

AUGUST 2-5, 2018



2018 FOHBC - CLEVELAND

NATIONAL ANTIQUE BOTTLE
CONVENTION & EXPO

Mark your
calendar now
for the biggest
antique bottle
and glass event
of 2018!

Brought to you by the
Federation of Historical
Bottle Collectors and
the Ohio Bottle Club

Thursday-August 2:

Rock & Roll Hall of Fame
Reception, Registration,
Bottle Competition

Friday-August 3:

FOHBC Membership Mtg
Breakfast, Educational
Seminars, Ribbon Cutting
Ceremony, Early Admission,
FOHBC Cocktail Hour &
Banquet

Saturday-August 4:

Live Bottle Auction, Show
General Admission, Youth
Corner, Room Hopping

Sunday-August 5:

General Admission, Youth
Corner & Display Awards
Show end at 1:00 pm



Info: **Louis Fifer**, 330.635.1964, fiferlouis@yahoo.com or **Matt Lacy**, 440.228.1873, info@antiquebottlesales.com (Cleveland Co-Chairs) or FOHBC.org



National Insulator Association
10801 N. 24th Ave. Ste. 103
Phoenix, AZ 85029-4712

DRIP POINTS Publishing Schedule

Issue	Number	Deadline	Mailing Date
Spring	1	February 10	March 1
Summer	2	May 10	June 1
Fall	3	August 10	September 1
Winter	4	November 10	December 1

www.nia.org

facebook.com/groups/nia.org



BACK COVER PHOTO: Rare CD 185.2 B.E.L.Co. with original hardware intact. See page 10.