



# DRIP POINTS

QUARTERLY MAGAZINE • SUMMER 2019 • VOL. 47 No. 2





# In This Issue *&* DRIP POINTS

## *🏠* NIA Board & Committee Articles *🏠*

President .....	Steve Roberts .....	3
First Past President & Event Committee Chair .....	Don Briel .....	4
Special Projects Advisor .....	Michelle Armand .....	4
Information Director & Drip Points Editor .....	Christian Willis .....	5
Membership Director .....	Andrew Gibson .....	6
Central Region VP & Development Committee Chair .....	Darryl Wagner.....	7
Eastern Region VP: Porcelain Spools.....	Gus Stafford .....	8-11
Secretary: CREBB Update .....	Walt Baumgardt .....	12
Authentication & Classification Advisor.....	Paul Greaves.....	13
Western Region VP .....	Mike Doyle.....	14
Commemorative Committee Coordinator .....	Carolyn Berry .....	15

## *🏠* Show Reports *🏠*

Rohde Ranch Tailgater & BBQ .....	by Lou & DeeDee Hall .....	16-18
Winter Dixie Jewels Swap Meet.....	by Bill Haley.....	19
20th Annual WRIC Winterfest.....	by John Hovanec .....	20-21
Lone Star Insulator Club Swap .....	by Bob Berry.....	24-25
Wheaton, Illinois Show.....	by Rick Soller.....	26-27
"Beat the Winter Blahs" Show.....	by Arlen Rienstra .....	32
NW Missouri Show.....	by Darryl Wagner.....	41
Perth, Ontario Show.....	by Chris Minicola .....	44
30th Annual Emerald City Show.....	by Gil Hedges-Blanquez.....	45
Allegheny Valley Show.....	by John Hovanec .....	46
Columbia City Show .....	by Gene Hawkins .....	47
New Oxford Show .....	by Gus Stafford .....	47

## *🏠* Features & Articles *🏠*

New Find: The Unity Insulator .....	by Lou Hall & Nathan Lamkey..	22-23
Insulator Hunting in Romania .....	by Michael Doyle .....	28-30
Letter to the Editor: Tillotson Sea Glass Find.....	by Laura Peets.....	31
Trunk Finds.....	by Michael Deloia .....	33
How to Take Accurate Insulator Pictures.....	by Lee Brewer .....	34-41
Drip Points Bulk Rate Postage Through the Years.....	by Rick Soller .....	42
Chicago's Unique Insulators .....	by John Barber.....	43
Upcoming Shows & Events .....		48-54, 56-57
Laugh Lines .....		53
Ad Rates and Specifications .....		55
Advertisements .....		58-59, 67


## *🏠* NIA Information & Forms *🏠*

NIA Affiliated Clubs.....	60
NIA Membership Application & Renewal Form .....	61
NIA Merchandise .....	62-63
Make a Donation to the NIA .....	64-65
NIA Board & Chair Contact Information.....	66

## *🏠* About the Cover *🏠*



Cover photo submitted by Laura Peets, who sent a letter to the editor with an amazing sea glass find: a complete CD 735 Tillotson threadless. Read about it on page 31. To have your photo or artwork featured on the cover of Drip Points Magazine, please contact the editor.



Established in 1973, the National Insulator Association is a 501(c)(3) charitable nonprofit organization.

## About Drip Points Magazine

Drip Points Magazine is published quarterly to all active members of the National Insulator Association. Please see back page for schedule.

Back issues (2018 or newer) are available for \$5. To submit ads, events, articles, or photos, contact:

**Christian Willis, Editor**

[publications@nia.org](mailto:publications@nia.org)

(949) 338-1404

P.O. Box 2797

Parker, CO 80134

## What's in a Name?

"Drip Points" is named after the feature seen on many insulators produced from the 1890s through the 1950s. Drip points are the bumpy protrusions around the base of an insulator. They were patented by Ralph G. Hemingray and James C. Gill on May 2, 1893 (Patent #496,652) and were originally marketed as "teats". Their purpose was to help draw water off of the insulator.

Copyright © 2019 National Insulator Association. All rights reserved. No part of this publication may be reproduced, stored, transmitted, or disseminated in any form or by any means without prior written permission from the National Insulator Association. Magazine designed by Christian Willis.



# NIA PRESIDENT

STEVE ROBERTS \* NIA #7935



Greetings Fellow Collectors,


Most of you will receive Drip Points by early June. The 50th National Show and Convention will occur within days of your reading this article. Hopefully many of you will attend the National Show; however, some of you will not be able to attend for a variety of reasons. I know most of you are anxious to receive information concerning the Show; however, the content in this edition of Drip Points must be submitted to the printer before the National Show occurs. Therefore, we will have to provide the National Show information in the next edition of Drip Points. Which brings me to my point. Only one edition each year will have a report for you concerning the National Show. Certainly, that magazine will have many articles and pictures concerning the Show. But what about the other issues of Drip points? It is a hobby magazine for you. Do you have something you can contribute? What about a recent insulator that you found? Do you have a story to share? Do you have a question to ask the editor?

Christian Willis is doing an incredible job with the magazine, but he can't do it by himself. With that in mind, the Board of Directors recently appointed a new Advisor to the NIA Leadership Team. Doug Rusher has agreed to be our new Promotions/Ad Manager. He will be working with Christian to solicit articles from many of you. Additionally, Doug will be interacting with the various Club Presidents to solicit information concerning club activity, he will be involved in ad sells and he will help us promote the NIA via various venues.

In addition to Doug, the NIA Board recently approved a new Special Projects Advisor, Michelle Armand. Michelle is relatively new to the hobby, but she stepped up and asked how she could help. Mike Doyle has been our Special Projects Advisor for many years; however, Mike suggested that it was time for him to make a change. Mike has done a great job as our Special Projects Advisor and we appreciate his service, but per Mike's request, we agreed to make a change. Michelle is computer

proficient, very familiar with the use of social media and has a ton of enthusiasm, so we believed that appointing Michelle to the Special Projects Advisor position was a good choice.

So how many of you have had the opportunity to meet and get to know Doug and Michelle? Certainly, some of you, but clearly the majority of our members have not had that opportunity. The point is this, you do not have to be a hobbyist for dozens of years to get involved in the NIA. All you need to do is volunteer. Let me or any of our Board Members know that you would like to get involved and we will do our best to find a place for you to serve.



JACOB WILKERSON

Finally, I would like to share with you that the NIA Board of Directors selected Jacob Wilkerson to receive an NIA Scholarship. Jacob is the son of NIA member Fred Wilkerson. Jacob will attend West Liberty University and will be working toward his BS degree in Chemistry. His intended career path is to work as a biotechnologist. Congratulations Jacob!

Hopefully you have noticed that this article is about people and their different ways of being involved in our hobby. You, the members of the NIA, are the infrastructure that keeps our hobby fresh and fun. Keep it up. Solicit your friends to join us. And, volunteer to help. I'm sure there is something you can do to help keep the NIA Strong!

In closing, I hope all of you have a wonderful summer, and I hope to see many of you in Orlando! 🐼

Best Regards,

*Steve Roberts*





# FIRST PAST PRESIDENT & EVENTS COMMITTEE CHAIR

DON BRIEL \* NIA #7218



Unless you are on the electronic distribution, you probably will not read this article prior to the 2019 National show in Orlando. I expect my paper copy to arrive at home while on the road to the show. It is really exciting for Jeanne and me to be a part of the 50th National show. Just think, 50 consecutive years of National shows in our hobby. In addition to that milestone, it appears to be shaping up to be a really great show. I hope to see many of you there!

Preparation for the 2020 National show in Logan, Utah is progressing well. When the NIA Board of Directors decided to add an extra year to plan for National shows I was a bit skeptical of how that would work out. Now that I am a co-host for the 2020 National show, only the 2nd show thus far with an extra year to plan, I have come to appreciate how much that helps the show host(s) in preparing for their show. In our case, we have been able to negotiate better deals, line up more fun things to do, and have plenty of thought time to add extras for exhibitors, dealers, and attendees. This should be an outstanding show in one of the most beautiful parts of our country. Think about planning your summer vacation around the 2020 National show.

The location of the 2021 National show will be announced at the June 14th Membership meeting in Orlando. Stay tuned!!!

Now is the time for NIA members in the Eastern Region to be think-

ing about the 2022 National show. Letters of intent to host that show are due on November 1st of this year. That sounds like a long way off, but there is plenty of work to do by any potential show host(s). Information needs to be gathered, a rough plan as to when and where the show will be held, and finally a letter of intent. Three months later a formal proposal with details and a budget is due. Remember, the NIA now provides financial backing for show hosts to alleviate personal risk.

Lastly, here is a personal plug for the 2019 edition of North American Glass INSULATORS – Identification, Reference, & Price Guide. It is now out and available for purchase. There are numerous improvements and additions in the book including added and changed CDs, new listings, a better Preface, etc. Visit [www.InsulatorPriceGuide.com](http://www.InsulatorPriceGuide.com) for more details.

Jeanne and I hope to see many of you at shows throughout this summer season.

Happy Collecting!!! 🍷

*Don Briel*



# SPECIAL PROJECTS ADVISOR

MICHELLE ARMAND \* NIA #9757



Hello Fellow Hobbyists!

I begin by thanking the NIA Board, Committee Members and Advisors in choosing me to be the new Special Projects Advisor. I cheerfully accepted, sincerely desiring to meet/exceed the needs and expectations of the NIA. I will be putting forth my best effort while relying heavily on the guidance and instruction of Michael Doyle, the previous SPA.

My name is Michelle C. Armand from Louisiana. I started collecting in February 2017. While at a flea market, I was shocked to see an insulator of different shape than the Hemingray-42. Curiosity directed my journey. Research created an insatiable addiction to learn, obtain and give back to a hobby I deem a most diverse and interesting pursuit.

While I may not have the numerous years' experience as most of my fellow hobbyists, I am extremely driven to see the hobby continue to the next generations. I will be dedicated to serving the needs of the NIA and the needs of all collectors and welcome communications, NIA member or not, on how the hobby may be made more enjoyable and educational. Happy 'hobbying'! 🍷

*Michelle Armand*





# INFORMATION DIRECTOR & DRIP POINTS EDITOR

CHRISTIAN WILLIS \* NIA #5185



Welcome to the Summer issue of Drip Points Magazine! As usual, I received a lot of great articles and photos from our members this issue. One thing I feel like I'm often waiting on until the last minute is deciding on a cover photo. I had a couple of ideas, but ultimately the perfect "summer" photo was actually sent to me by a non-collector. Laura Peets of Outer Bank, North Carolina was searching for sea glass and made an impressive find: a complete CD 735 Tillotson. Be sure to read more about it on page 31. Thanks for sharing this find with us, Laura!

I also want to give a sincere thank you to Darryl Wagner and our new Promotions/Ad Manager, Doug Rusher, for their efforts this issue. Back in 2012, Lou Hall asked if I would help out Shaun with managing advertisements for Drip Points, which I accepted, and thus the role of Ad Manager was created. After taking over editorship in 2018, I was now wearing up to four hats: Information Director, Promotions Manager, Drip Points Editor, and Ad Manager. With the Information Director and Editor positions requiring my full attention, I felt that I wasn't giving the Promotions and Ad Manager roles the attention they truly deserved. When Darryl Wagner contacted me asking if I could use some help for Drip Points, I gratefully accepted! Soon after, I was in contact with Doug Rusher, and the Board of Directors approved his appointment as the new Promotions/Ad Manager. Between the three of us, I will say that we have lots of ideas to take Drip Points Magazine to the next level, and I'm looking forward to what's in store!

You may have already noticed a direct result of Darryl & Doug's efforts, in fact—we now have an entire subsection in the Table of Contents specifically for Show Reports. We received a record number of show reports for this issue (twelve!) As local shows are integral to our great hobby, I hope this is a trend that continues. It's truly great to see the wide range and types of swaps & shows, the dedicated hosts and collectors, and the variety of insulators and collectibles that are present at each. If that isn't motivation to go buy & sell at your nearest show, I don't know what is! Be sure to check out all the upcoming shows in store for 2019 and beyond on pages 48-57.

I would also like to direct your attention to page 60, where we are now featuring NIA Affiliated Clubs (insulator clubs that are active members of the National Insulator Association). If your local club isn't listed, please consider showing your support by renewing your club's membership (or making your club an NIA member for the first time.) Annual dues for clubs are \$50 and your club will receive extra publicity in future issues of Drip Points. Please see page 61 for the updated Membership Renewal Form. I hope to see your club here in the next issue! Here's the current list of NIA Affiliated Clubs:

- Central Florida Insulator Club (CFIC)
- Chesapeake Bay Insulator Club (CBIC)
- Greater Chicago Insulator Club (GCIC)
- Huron Valley Bottle & Insulator Club (HVBIC)
- Insulator Collectors On the Net (ICON)
- Lone Star Insulator Club (LSIC)
- Missouri Valley Insulator Club (MVIC)
- Western Reserve Insulator Club (WRIC)

On the Information Director front, I've continued to create new advertising for the NIA and place them in related hobby publications. As I reported in the last issue, we placed an ad in the Journal of Antiques & Collectibles, in their special all-glass issue "The Allure of Glass". I'm happy to report that our ad appeared in the publication, and is also listed in their club directory for the next year:



**Join & connect to a worldwide network of insulator collectors**

- Quarterly Color Magazine
- Early access to National Shows
- National Awards & Recognition
- Scholarship Opportunities
- And More – visit **www.nia.org**

Contact: [information@nia.org](mailto:information@nia.org) • (949) 338-1404  
Christian Willis • PO Box 2797 • Parker, CO 80134



If you know of any other publications we can be advertising in, please do not hesitate to contact me! All I can say is these ads work—I've received several requests for more information on the NIA in the past few months, and sample issues of our magazine. Any way that we can help spread the word about the NIA is beneficial to both us and the insulator collecting hobby as a whole. 🍷

Sincerely,

*Christian Willis*





# MEMBERSHIP DIRECTOR

ANDREW GIBSON \* NIA #2422

Spring has sprung here in Western New York. Leaves are coming out on the trees, flowers are in bloom, the summer birds are showing up, and the insulators have started coming up in the garden again. I have also gotten to my first show of the year, in Enfield, CT. I got a Holmes Tree Insulator (thank you, John!) with a clear HEMINGRAY - 14, circa 1934, which is WAY past the point that I thought they stopped making these. The last catalog I've seen advertising them is the 1924 Pettingell-Andrews Company catalog, so 1934 is well past what you'd expect. It could be a replacement insulator, but it is hard to tell for sure. It is always fun to find something in your specialty that makes you re-examine what you thought you "knew"! I love scouring the old catalogs and such to find out as much as I can about these things. I know I've said it before, but the NIA Members Only archive of Historic Insulator Catalogs at

<http://www.nia.org/archives/catalog/>

is a great reference. Send Bob Berry a note to get access, and then have fun poking through hundreds of pages!

With the National coming up in Orlando, Florida, a fair number of folks have been hurrying to get renewed so that they can get in the door on Friday, when only NIA members are allowed. I myself am leaving on Wednesday, June 12 to get there in time. With that in mind, I can guarantee that any renewal received by Saturday, June 8 will be officially entered into our database and the member's name will be at the door for verification. Any renewals received after that will NOT be entered, which means your name won't be listed as a member, and you'll have to renew at the door (though if that happens and you pay twice, you'll get credited with a membership for next year, too). If you know anyone planning on going who is not currently a member, please let them know to renew while there is still time!

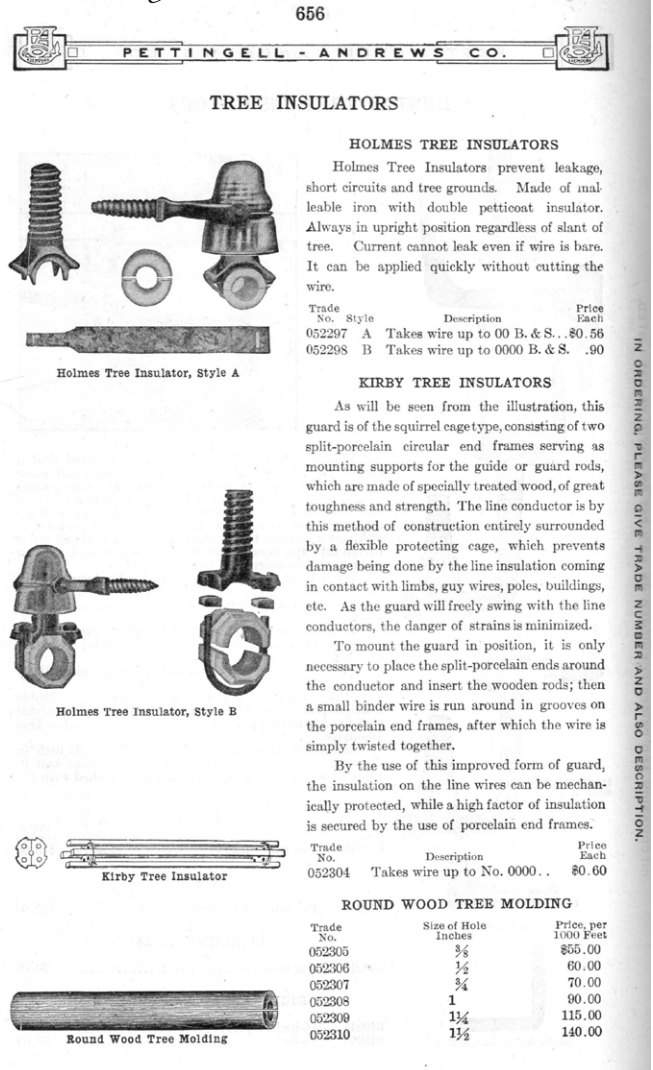
Speaking of membership, we are currently at 1509 members. That's still less than last year, but seems to be on track to reach a normal level given that we aren't even half-way through the year yet. I got started thinking about how many folks don't renew each year, and how many new members we get, so I ran the numbers. It looks like, on average, about 7 or 8 percent of our members are new for the year (never having been an NIA member before). And about 15% of members from the prior year do not renew for the next year (of course, people who were members before but not the prior year also renew, so it is not like we gain 7-8% but lose 15% every year).

Year	Total Members	New Members	Non-Renewals from Prior Year
2019	1509	108	308
2018	1629	132	289
2017	1710	140	204
2016	1640	127	204
2015	1642	133	284

I just received the new North American Glass Insulators Identification, Reference & Price Guide, by Don Briel, in the mail this week. I'm having fun going through that to see all the changes, including new and updated CD assignments. I particularly like the new appendix that shows characteristics differentiating similar CD styles, but there is plenty more to enjoy as well. Many thanks to Don for all his hard working putting this together! I am also really happy with the digital version of the price guide as well. Bill Meier has a version that works very well on my iPad, and it's great being able to have the guide with me where ever I go.

I hope to see many of you in Orlando in just a little less than 6 weeks! 🐼

*Andrew Gibson*



1918 PETTINGELL-ANDREWS CATALOG PAGE 656 SHOWING THE HOLMES TREE INSULATOR, FROM THE MEMBERS-ONLY HISTORICAL INSULATOR CATALOGS





# CENTRAL REGION VP & DEVELOPMENT COMMITTEE CHAIR

DARRYL WAGNER \* NIA #8671

## Central Region VP Report

Finally warmed up some in the Midwest and now it's time to mow grass.....a lot!

Central Region has had several shows in the last few months. Platte City (MO), Coon Rapids (MN), Wheaton (IL), New Braunfels (TX) & Columbia City (IN). The 50th National Show is coming up June 14-16 in Orlando, FL and the hosts have been working very hard to make it a memorable event. In July, the Western Regional will be held in Helena, MT and they have also been working very hard to have a great show up in the Northwest. Hope to see you at one or both of these shows. Our hobby has a good selection this year!

Don't have much to say this time, but as always, if you have any questions or suggestions about the NIA or the hobby, feel free to reach out to me. The hobby is there for you, so get involved. Ask questions, find a mentor, go to shows and get involved with your regional Insulator Club and the NIA. 🐾

## Development Committee Report

As discussed in the last issue, the NIA is now assisting with funding of National Shows and have several other projects such as a Virtual Museum and acquiring older publications for digitizing. Both of these projects would be a benefit to NIA members. These projects all take funding to acquire, develop and then to maintain. There are other things that we would like to do such as possible assisting in the funding of Regional shows and awards, expanding our website and on-line capabilities, as well as developing more Educational programs and increasing our Scholarship Fund. To continue to grow and maintain these projects, we need your generosity in the form of donations.

On that note, we have developed a new Sponsorship program that will allow you to honor your favorite Insulator Manufacturer. Below are the different Sponsorship levels:

Donation Amount	Manufacturer for Each Level		
	Glass, or	Porcelain, or	Threadless
\$50	McLaughlin	Lapp	McMicking
\$100	California	Pittsburgh	Lefferts
\$150	Dominion	Ohio Brass	Mulford & Biddle
\$200	Brookfield	Thomas	Chester
\$250	Hemingray	Fred Locke	Tillotson

If there is a different Manufacturer that you like, you can be the Exclusive Sponsor for that Manufacturer for the current calendar year, for a \$100 donation.

For the Manufacturer Sponsorship levels, there will be a special badge bar given to Sponsors for each year you donate.

You can still do a regular donation for the general fund or specify what you want the donation to go towards. As an incentive and a way to say Thank You, the NIA will be giving the following to donors of specific levels:

Donation Amount	Badge Bar	Hat	T-Shirt	Button-Down or Denim Shirt
\$50+	X			
\$100+	X	X		
\$150+	X	X	or X	
\$200+	X	X	& X	
\$250+	X			X

(Incentive items are upon request)

We will also have a listing of donors, \$50+ in Drip Points and a complete list of donors on the NIA website.

If you have any fundraising ideas or donations, please contact any of the following on the Development Committee:

Eastern Rep.: Dario DiMare – [dario@dariodesigns.com](mailto:dario@dariodesigns.com)

Central Rep.: John Weber – [websincorporated@gmail.com](mailto:websincorporated@gmail.com)

Western Rep.: Tom Katonak – [junkfortom@mac.com](mailto:junkfortom@mac.com)

NIA Treasurer: Bill Rohde – [norcalmud@yahoo.com](mailto:norcalmud@yahoo.com)

Chairman: Darryl Wagner – [darryl@dwagnerkc.com](mailto:darryl@dwagnerkc.com)

Thank you for your time and support of the National Insulator Association.

Hope to see you at a show somewhere & Happy Collecting! 🐾

*Darryl Wagner*





# EASTERN REGION VP

GUS STAFFORD \* NIA #8871

Hello from Pennsylvania! Shows are in full swing up and down the coast. The flea markets are emerging from the winter snows and spring rains. One month until the National in Orlando – hope to see you there! I thought I'd complete my survey of spools in my collection by looking at the porcelain partners this month. I have to admit that I am far less knowledgeable in this category. I've collected based on unique shapes and colors rather than by following a specific list of U-Numbers. Not everything displayed in this survey are actual spools. I collect anything unusual that is cylindrical with a hole through it, and short enough to not be a wall tube.



Porcelain spools are used in wide variety of ways, from power distribution to home wiring, dead ends, railroad lines and in most neighborhoods in America. The proliferation of electric public transportation overseas can often be found with a network of spools and wires. The shapes appear to be endless, while colors cover most of the glaze colors found on Unipart and multipart porcelain insulators. The typical white and chocolate brown are accented by blues from sky to cobalt; greys: from light to dark; yellows from canary to butterscotch; and greens from many overseas units. The most difficult colors appear to be the pinks and reds.

So with that brief explanation, here goes, from smallest to largest. I put a quarter in each picture to assist in size identification. The first group includes some radio spools made by Fleron, and some colorful European house insulators.



This next group can usually be found on the free table at many local insulators. Embossed or ink stamped versions are less common.



# PORCELAIN SPOOLS

(CONTINUED)

Here's a group from down under. Australia has many variations of this finely made mushroom spool.



The first three are foreign, while the one on the right is from the good old U.S.A.



These CD 1052 look-a-likes are very common and come in an endless array of colors. The one on the bottom right is actually glazed brick and came from Kansas City.



Another common group of rack spools. These can be found on city street poles (if they are still there!) in racks of three and four insulators.







# PORCELAIN SPOOLS

(CONTINUED)

American and Canadian mushrooms – alas, they aren't the elusive Morels that appear on the Fun Stuff [not insulators] page of ICON!



Here are a couple of large distribution spools and Hemingray 109 lookalikes.



This next group came from Germany – great color! I've seen similar green spools in Seoul, Korea.



# PORCELAIN SPOOLS

(CONTINUED)

This next group are affectionately known as “pineapple” spools. There are other colors available (wish I hadn’t sold my white one!).




This last, largest one is actually a distribution ring. The conductors go through the center instead of around the edge.

Well, that’s all for now! Look for an article on the repair of CD 265 Fisher in the near future. See you in Orlando! ▲ *Gus*







# NIA SECRETARY

WALT BAUMGARDT \* NIA #8007



By the time you read this the 50th Anniversary of the NIA either will be or is about to be history. I know some of you have changed your minds and decided to attend the National in Orlando, FL. I'm sure you won't regret it. After all, how many times do we celebrate our 50th Anniversary?

If for whatever reason you could not be at the National, I would ask you to consider volunteering to help our organization. I volunteered to run for the office of Secretary four years ago, and I'm not sorry I did. I've had the pleasure of meeting and working with people that previously I only knew in passing; people who truly have the best interests of our great hobby at heart. Many have become friends.

But you don't have to run for office to get involved. We are a volunteer organization and the more members that volunteer, the easier it is for everyone. Please consider volunteering, as we are always looking for new and fresh ideas. The world is changing, and we as an organization have to change with it or we will stagnate. Your ideas are what we need to remain viable as an organization. Call the President of the NIA and tell him or her that you're interested in helping. I know you won't be sorry.

As the summer approaches I encourage you to get to shows, meet new people and see what is out there. Everyone always says the greatest thing about this hobby is the people, and I believe it. Get out there and meet some of them.

## CREBB Update

I want to take this opportunity to update you on the status of CREBBs (Crown Embossed Brookfield Beehives). I can assure you that it is alive and well. I'm more than a little amazed at the speed with which things are happening. A few examples of recent discoveries:

- We recently discovered an error in the book. It concerns the SN 11 Fulton ST Molds. Contrary to the book, the RC of these F11's is a two patent date arced embossing rather than the two patent date straight line embossing shown in the book. Jim Frustieri's finds uncovered this error.
- It has been discovered that the SN 10 Fulton ST molds can have the SN on either the FC or the RC. This expands the series of SN 10 molds from three to four:

1. The Normal SN 10 molds.
2. The SN H10 molds.

3. A series of F10 (Fulton ST) molds with the SN on the FC.

4. A series of F10 (Fulton ST) molds with the SN on the RC.

This is the only instance known where the SN can be on either Crown. It should be noted that Lee noted this in his book, but as one had not been seen it was overlooked. Dave Shaw's finds prompted this discovery.

- The rare and seldom seen SN 12&A now has 5 verified variants, thanks to Jeff Katchko; SN 12&A1 through SN 12&A5. Undoubtedly there is a 12&A6 waiting to be discovered.
- They turn up quite unexpectedly. I recently found a 16(11) on eBay. One of the pictures just happened to show the SN in detail.

I am still looking for NO # CREBs (CREBs with no SN). I have verified 5 distinct embossings and a total of 40 distinct variants. There is one embossing I am particularly looking for. I have verified 5 variants in other's collections, but have yet to find one for my collection. The embossing is as follow:

FC: (arc) W. BROOKFIELD / NEW YORK


RC: (arc) PAT. NOV. 13 1883 / FEB. 12 1884

If you think you may have a NEW CREB, I would be very interested in seeing and studying it. See me at a show or contact me at [glassman\\_43@hotmail.com](mailto:glassman_43@hotmail.com) or 716-860-2524 (cell).

Since I agreed to take over the day to day cataloging and study of CREBs in order for Lee to be free to pursue other insulator research, I am in awe of the effort and foresight that went into his study of CREBs. I am pleased to have the opportunity to continue what he started. 🐝

Wishing you all a Great Summer,

*Walt  
Baumgardt*





# AUTHENTICATION & CLASSIFICATION ADVISOR

PAUL GREAVES ✱ NIA #2685

Unfortunately, I won't be making it to the National show this year... I bet it will be a good one! In the meanwhile, I thought I would write something up on the Armstrong/Whitall Tatum Salesman samples. The ones I am primarily interested in here are the ones that have a CD216 look-alike on a pedestal base (identified as SI 216-2.250 in the price guide). These have been known in the hobby for many years in both clear and root beer amber, but about 8 years ago they started turning up rather frequently in roughly the same colors. The glass quality and molding character on these recent ones did not quite match the ones historically known in the hobby as being authentic. Apparently the original mold for these was preserved, and reproductions were being made in that mold. I can't speak to whether there was originally any intent to pass these off as original, but since they were not marked as reproductions, the chance for confusion is high. In any case, I have seen examples I believe to be reproductions being sold as if they were original, especially on ebay. In some cases, this may be because the seller really didn't realize the nature of what they had.

So, how does one recognize a reproduction? Unfortunately, since these were made in the original molds, it may be hard to make an absolute determination. One collector put together a web page attempting to highlight the differences, which can be seen here: <https://www.collectinginsulators.com/Topic/Fakes.html> This was a good effort, but I don't think it quite tells the whole story. I have studied these and I think I can make some observations that may be of use. Primarily, I think the most likely way to tell the difference is in the glass quality. The second would be to look at the molding itself.

Regarding glass quality, the reproductions do not seem to match the glass quality of actual Armstrong made insulators. At this point, it may be useful to realize that these were samples used for advertising, and as such, the company would want to present the highest quality example of their product to a prospective customer. I have had a chance to study a number of what I believe are reproductions along with several examples known to have been in the hobby for many years prior to the later ones turning up. The original ones are indeed very well made, and match Armstrong insulator production very well. The glass is perfectly clear with perhaps a very slight grayish cast, with very few to no bubbles at all (and none of any size), and there are no molding defects such as straw marks, folds, wrinkles, off-color swirls, and so on. This applies to the base and inside too. The web site referenced above highlights most of these features I have described, but I differ in one respect from that site regarding the base molding. I think the reproduc-



tions can match the original bases and inside on occasion, but usually don't. I think what is going on here is that the mold could adapt to varying glass quantity by varying the depth of the interior. The original ones were made in a high volume professional glass factory, and they had the means to make each one exactly the same. The reproductions were probably made by hand, and the glass placed in the mold varied. As such, I have seen interiors on these that vary from a hollow cavity to an extended overpour. Also, the originals were probably made in a hydraulic press, and the pressure applied ensured that the glass fully filled into every mold detail. As such, the embossing is crisp and perfect. This is why the "A" in the circle at the base of the insulator is crisply embossed on the originals. Reproductions usually have this "A" less clear, and sometimes almost unreadable. (Note that the presence of a readable "A" is not enough in itself to prove an example is authentic, and future pressings could certainly improve on this.) In any case, the base on the originals is perfectly made and flat, and without wrinkles or imperfections.

Another thing I noticed is that the originals have very tight mold lines, which are nearly invisible. I do see one spot along the mold line above the "A" in Armstrong on the wire ridge of the insulator that is like a small spot or dot of glass. On the suspected reproductions, there may be more visible mold lines, and the spot of glass may be larger. I say "may be" because if the pressing is poor or the glass was a bit too cool, the mold details may not come out well at all (including some of the embossing). But many reproductions I have seen have much more prominent mold lines.

So in the end, I think the best way to tell the difference is to compare a given example to an Armstrong or later Whitall Tatum (with the "A" in a circle trademark) insulator, and look at the glass color, character, and molding details. If there is a known authentic example available, so much the better, but I know this will not always be the case. Does the sample look like it was made to the same high standards as the actual insulator?

In closing I will say that it is extremely difficult to make an absolute guide to these, as many of the molding and glass features could be improved on in future pressings. If the mold is worn though (as I suspect), the mold lines may still give them away. And all of this is just my personal observations and thoughts. If anyone has anything more to add or consider, please contact me! ▲

*Paul Greaves*





# WESTERN REGION VP

MIKE DOYLE \* NIA #5932



### \*\*\*CONGRATULATIONS\*\*\*

Show co-hosts Doug Rusher, Ron Yuhas and Jay Bernasek

2019 Western Regional — July 26-28, 2019 in Helena, Montana  
<http://nia.org/shows/westernregional/index.htm>

Best In Collecting to all you folks out there who make our hobby So Much Fun! The spring is slipping into summer and many of you in the middle of the country are under water with more rain on the way. Y'all are in our thoughts and prayers as you struggle to save your families and property. The great shows are continuing to happen in drought-stricken California and throughout the West. When you dry out a bit, hop a flight and come to one of our shows to enjoy the western sun. Or, go to Florida and party with Jacque like there's no tomorrow at the National. Shows, Shows, Shows! There is no substitute for being there. You learn while you're having fun. You meet new hobbyists and refresh past associations with hobbyists who you may not have seen in a while. You gain firsthand experience with insulator colors, styles, shapes, embossings, hardware and history. Shows are the best part of our hobby. But if you're stuck at home, there's always the Internet. So much news about shows and discoveries is being shared in social media these days. There are collector groups on-line where you can see and read about the fun and cool insulators that are being found and shared and traded all around the world. You can also participate in domestic and international conversations and learn all kinds of new and exciting hobby information. And if the Internet is down, maybe you can open a copy of your Drip Points or Crown Jewels. We loved Shaun's first issue of the new CJ and enthusiastically look forward to the continued success of Crown Jewels in his capable and proven hands. Visit <https://allinsulators.com/magazine/> for more information.


Speaking of capable hands, Michelle Armand has stepped up to volunteer for an NIA advisory position which I am sure that you will read about elsewhere in this issue. Michelle has been an inspirational, energetic and creative force in many on-line communities over the past 18 months and I have been quietly watching her progress. I took a chance a couple of months ago and gave her a call on Messenger to ask if she'd be willing to accept a position in the hobby leadership. After some discussion, she told me that she'd discuss it with her husband and think about my offer. Over the course of the next four or five weeks, we talked a few more times and worked together to get her up to speed on some of the cool projects that the NIA has on the drawing board. Finally, she picked up the phone and called Steve to offer her service to the hobby. I am not privy to the details of the call, but I am very proud to say that she and Steve apparently came to an understanding. Welcome aboard, Michelle!

I really enjoyed my all-too-short visit to this year's Rohde show. Congratulations to Kat and Bill for making a great event better and better every year! Audrey and I had an opportunity to host Carolyn and Bob Berry at my home as well as Daniele and Lothar Vormwald during the week of the Rohde show. Each of them is a delightful personality and Audrey and I thoroughly enjoyed our time with them. I look forward to quite a few more Western Region shows this year. See the ICON show finder <https://www.insulators.info/shows/> and the Crown Jewels show calendar <https://allinsulators.com/hobby/shows/> for all the information you need to get to a show near you! Support your local shows and help get the kids involved. Stay tuned for a possible Western Region surprise announcement at the Orlando National (No Promises) and I hope to see y'all very soon in Cayucos, South Lake Tahoe and Helena, Montana. 🐾

*Mike Doyle*



SEE MORE PHOTOS OF ROMANIAN INSULATORS IN MIKE'S ARTICLE "INSULATOR HUNTING IN ROMANIA" ON PAGE 28.



# NIA COMMEMORATIVE COMMITTEE COORDINATOR

CAROLYN BERRY \* NIA #4336

THE NATIONAL INSULATOR ASSOCIATION GLASS COMMEMORATIVE  
" 50 years of continuous production "

50<sup>th</sup> NATIONAL CONVENTION \* 2019 Orlando, Florida  
" 50<sup>th</sup> Gold "

Honey Amber with Carnival



Regular - \$40.00 each / ppd

(\$35 for each additional when shipped with the first)

Solid pour - \$50.00 each / ppd

Note: Solid pours are not plunged. They vary in size and can be crude. They may lean or have flaws. They have no base markings. Each will be unique in color variation.

*Embossed on the base of the commemorative:*

*Embossed on the dome of the commemorative:*



### History of the National Show Commemoratives: "Collecting Our History"

Being an enthusiastic insulator collector, Frank Miller of Tulsa, Oklahoma went home from the *First National Insulator Meet* (that's what the "National" show was referred to in 1970) held in New Castle, Indiana with an idea that collectors should have something by which they could remember the national meets. After months of struggling, he managed to have an insulator mold made. Frank said it was often referred to as "Frank's Last Folly" since he retired from teaching shortly thereafter. He also said it was worth the struggle. The commemorative insulator he designed replicated the early threadless "pilgrim hat" (CD 736) and is almost 4 inches high and is 3 1/4 inches across at the base. Since 1970, the glass commemorative has marked the national show event with new embossing for the location and a new color of glass. In 1979, the project continued on by John & Carol McDougald of Sedona, AZ. John and Carol produced the yearly commemoratives through 2009 at which time they donated the production to the National Insulator Association starting with the 2010 commemorative. Any profits made from the NIA Commemoratives go directly to benefit the National Insulator Association, a 501(c)3.

Please remit order and payment to:

NIA 2019 Commemorative  
Carolyn Berry  
1010 Wren Court  
Round Rock, TX 78681

Please make checks payable to: NIA

Phone orders: (512) 791-8150

Email orders: [commemorative@nia.org](mailto:commemorative@nia.org)

Website link: <http://nia.org/products/commemorative/index.htm>

(for PAYPAL - credit card option follow link from website)

If you have questions, or live outside the continental USA, please contact me by phone or email.





# ROHDE RANCH TAILGATER & BBQ

SHOW REPORT BY DEEDEE & LOU HALL

A few years back the movie “A Field of Dreams” introduces the quote “If you build it, he will come.” More generally, I suppose it can mean that if something is there people will be attracted to it. Sometimes you just need a place to go. An opportunity to be involved in something you love. Bill Rohde took that quote to mean “provide a space (his back yard), plenty of tables and chairs, great food and fellow collectors will come!” And come they did!

Friday, April 26 and Saturday, April 27 saw over 200 people converge upon the Rohde Ranch to participate in the 23rd gathering there of insulator collectors from all across the country. A multitude of California collectors were joined by folks from Washington, Oregon, Montana, Nevada, Texas, New Mexico, Arizona, Ohio, and Connecticut. There was international representation as well with Daniele and Lothar Vormwald attending from Germany. I apologize for not identifying all in attendance but there were just too many folks to get everyone’s name.

Those who arrived early (Thursday) gathered for Friday breakfast at a local restaurant and then headed out to the ranch to set up, place, and cover tables, distribute chairs and load coolers with ice and drinks, etc. By noon all was in readiness. Nearly 100 folks arrived Friday afternoon and began filling tables with all sorts of collectible items. And so it began! People gathered from far and wide in the Rohde back yard under huge old Mulberry trees that provided shade for folks to buy, sell, trade, and talk insulators.

Many more collectors and friends arrived on Saturday. All the available tables were filled with mostly insulators but there was insulator hardware, bottles, fruit jars, marbles, knives, signs, wooden tools, pottery, glassware, and other items that might delight a collector. Bill had created lots of new parking area which turned out to be a good thing because of the number of people coming from everywhere to enjoy the traditional great day. There were several collectors who were attending their first Rohde Ranch Tailgater and one collector for whom this was their first show EVER!






# ROHDE RANCH TAILGATER & BBQ



(CONTINUED)

Food seems to play an important part of any gathering and the Rohde Ranch Tailgater is no exception. This year, because of the number in attendance Friday evening, pizza was ordered-in courtesy of Dwayne Anthony and Open-Wire Insulator Auction Service. Friday, Bill Rohde also started preparing the deep pit BBQ! A fire was built in a previously dug pit until a hot bed of coals was created. Huge chunks of meat wrapped in foil and burlap were placed in a metal box, lowered into the pit, covered with a metal lid, and then the pit was filled with dirt. The meat was then left to cook overnight until it was dug up just prior to noon on Saturday. As usual, people gathered around to watch as the meat was lifted out of the pit and prepared for serving.

As the noon hour approached food began to be set out. Bill filled the table with pans of BBQ ribs, brisket, and corned beef while Kat and her helpers brought out beans, green salad, macaroni salad, rolls, etc. And, the tradition of ringing the dinner bell was given to the guests from Germany. Tim Wood provided a blessing and everyone lined up to help themselves to a fabulous BBQ feast. The meal was followed up with another tradition: the serving of cake with coffee flavored frosting and ice cream sandwiches.







# ROHDE RANCH TAILGATER & BBQ

(CONTINUED)

Pictures of Bill's parents, Don and Camille, smiled at all of us in attendance, reminding us of all the tailgaters the three of them hosted over the years. Each of us who knew them has our own happy memories of them. Kindness runs deep in the Rohde family!

A heart-felt THANK YOU goes to Bill and Kat. Entertaining and hosting takes so much planning and work to make it seem "effortless." They literally worked for weeks and even months to create a wonderful experience for their guests. Kat is a wonderful hostess working right alongside Bill to make sure every detail of the day is planned for and taken care of. ▲

PHOTOGRAPHY COURTESY OF DAN GAURON





# WINTER DIXIE JEWELS SWAP MEET



SHOW REPORT BY BILL HALEY \* NIA #8696

The DJIC winter swap, hosted by Bill Haley, was held Saturday, February 16, 2019 at the Daisy United Methodist Church in Soddy-Daisy, TN. There were 50 people in attendance from 6 states and 18 sales tables full of insulators. The weather was nice enough for about half the folks with sales tables to set up outside. Others kept their tables inside the fellowship hall and stayed a bit warmer. In addition to collectors from around the southeastern states, we welcomed Anne and Jeff Markwart, from Pearland, Texas. They have attended several Dixie Jewels swaps over the years, and are two of our favorite Texas guests. Insulator sales were brisk and the fellowship was great. Everyone enjoyed lunch, which consisted of crock pots full of chili, loaded potato soup and beef stew. It was a very nice way to kick off the DJIC swap meet schedule in 2019!

Look for upcoming 2019 DJIC swaps in Eatonton, GA on May 18, Loudon, TN on August 17 and Toccoa, GA on Nov. 16. Next year we'll meet in Milton, GA on Feb. 15, 2020 and Mountain Home, NC on May 16, 2020. All collectors are welcome at our swap meets. If you need more information, please contact me at [wgh@tnaqua.org](mailto:wgh@tnaqua.org) and I'll gladly e-mail our quarterly newsletter, which usually comes out around the first of the month in February, May, August and November. 🐾



CD 113  
WESTINGHOUSE  
NO. 4 IN BLUE –  
JOHN GASKO'S  
SHOW AND  
TELL, A RECENT  
ANTIQUe SHOP  
FIND.



DUDLEY'S GOT 7-UP – DUDLEY ELLIS AT HIS TABLE



ERIKA AND MIKE GREEN, B.Z. CASHMAN



JEFF MARKWART AT HIS TABLE





# 20th ANNUAL WRIC WINTERFEST

SHOW REPORT BY JOHN HOVANEC \* NIA #6552

Our 20th Annual Winterfest Show at the Spyglass Hill Recreation Center in Strongsville, Ohio on January 19th was a snowy one! And not the good kind of snow, the kind that makes travel difficult if not dangerous. Although we had around 35 people in attendance over the course of the morning and early afternoon, the weather definitely played a role in some of our members and dealers not making the journey due to the bad weather - and rightfully so!

Those setting up at this years event included Andy Wadysz, Joe Leuty, John Hovanec, Rick and Berny Baldwin, Dale Glendenning and Claire Reindl.

Sharon Foster made a 'commemorative' cake as well as our special 'Twiggs' sugar cookies, and we also feasted on ham, turkey and homemade chili, along with pizza and all of the size dishes. Due to weather concerns, we started lunch and the club meeting a bit earlier than usual, so that all could head back home at a reasonable time.

Despite the bad weather and lighter than usual dealer set up and attendance, the tables were filled with glass and porcelain, with good pieces available. All in all, our "really bad weather" statistics are 1 'really bad travel day' in 20 years of hosting the Winterfest; or 5%. Not bad for a January show in Northeast Ohio! ❄️



THE ICING ON THE CAKE TO COMMEMORATE OUR 20TH ANNUAL



THE SHOW LOCATION IS JUST SOUTHWEST OF CLEVELAND, AS INDICATED ON THE DOPPLER RADAR MAP. NOTE THAT AROUND 10:30 AM WE WERE SURROUNDED TO THE NORTH, SOUTH AND WEST BY THE STORM.



LUNCHTIME! EVERYONE ENJOYING ANOTHER GREAT WINTERFEST MEAL. THANKS AGAIN TO SHARON FOSTER, AND CLAIRE REINDL FOR MAKING A YUMMY CHERRY CHEESECAKE!



BOB BARTOLOTTA, TOM AND SUE NELSON, WITH A FEW COOL PIECES.





LOOKING DOWN THE ROW OF ANDY WADYSZ AND JOE LEUTY'S TABLES.



JOE LEUTY AT HIS TABLE TALKING TO RYAN KARG.



BERNY BALDWIN AND SHARON FOSTER BEFORE FEEDING TIME.



WHILE I WOULD NEVER ADVOCATE FOR MAKING A REPRODUCTION INSULATOR MOLD, BENDING A CUSTOM COOKIE CUTTER IS ANOTHER STORY! SHARON'S TWIGGS INSULATOR SUGAR COOKIES.



DALE GLENDENNING TABLES (FOREFRONT) AND BERNY BALDWIN AT RICK & BERNY'S TABLES FURTHER BACK; EARLY 'CROWD'.



SOME OF THE GLASS ON JOHN HOVANEC'S TABLE.



# NEW FIND: THE UNITY INSULATOR

SUBMITTED BY LOU HALL & NATHAN LAMKEY



Recently Nathan Lamkey found and acquired an unusual shaped piece of wood at an auto parts swap meet. He said he first thought it might be something homemade but since it looked like an insulator he decided to get it. He then posted a picture on Facebook thinking it was two separate pieces, a wooden insulator and a wooden pin. He asked about getting the two pieces apart. I answered, suggesting that it may very well be actually just one complete piece. Elton Gish responded with a reference to an article that can be found in the “Insulator Gazette” at [www.insulators.info](http://www.insulators.info).

Here is a portion of the article as printed in the trade journal “Electrical Review and Western Electrician,” Chicago, IL., United States, Saturday, February 24, 1912, vol. 60, no. 8, p. 386, col. 1-2.

## The Unity Insulator for Telephone and Telegraph Lines

“The Minerallac Electric Company, 112 West Adams Street, Chicago, has developed a novel form of combined insulator and pin that has recently been placed on the market under the name of Unity insulator. These insulators are turned out of a solid piece of tough wood to exactly the shape desired, including one petticoat. The insulators are thoroughly impregnated with Minerallac insulating compound which also has excellent wood-preserving properties. Insulators of this general construction have been in use on the high-tension lines of a large central-station company for about eight years, being subjected to line voltages of 4,000, 9,000 and 12,000 volts. During this prolonged try-out period they have shown no deterioration in insulating qualities nor any tendency to crack or split.”

A bit of additional research led to more information about the Minerallac Electric Company. Founded in 1894 by Louis A. Ferguson, Minerallac’s very first products were insulating compounds made from mineral oil and lacquer, hence the name Minerallac. Based in Chicago, Minerallac owed much of its early success to a close relationship with Chicago Edison. Minerallac has grown and expanded and now operated two facilities. Minerallac Co. continues to be owned by the original founding family. The cut illustrating the piece in the 1912 article.



UNITY INSULATOR.

Nathan brought the piece to the recent Rohde Ranch Tailgater and BBQ. I, of course, asked him if he was willing to part with the piece. His response was “Yes” and now the “Unity Insulator/Pin” is in the collection of the Pin Man, Lou Hall. It has to be one of only a very few examples known, if not the only example. 🐿



# NEW FIND: THE UNITY INSULATOR

(CONTINUED)

For more information on the Unity Insulator, visit: <https://reference.insulators.info/publications/view/?id=3654>



ABOVE: NATHAN LAMKEY HOLDING HIS FIND AT THE ROHDE RANCH TAILGATER





# LONE STAR INSULATOR CLUB SWAP

SHOW REPORT BY BOB BERRY \* NIA #1203

The Lone Star Insulator Club (LSIC) spring swap was held at John Hall's house in New Braunfels, Texas on April 6th. It was a well attended swap and the weather included some rain so we set-up in John's garage. John provided Texas BBQ lunch and everyone brought a side to share — great food and no one left hungry. 🍴











# WHEATON, ILLINOIS SHOW

SHOW REPORT BY RICK SOLLER \* NIA #2958

An incredible show was held on Saturday, April 6, 2019 at the Dupage County Fairgrounds in Wheaton, Illinois. Hosted by Bob Stahr and Rick Soller, the show primarily featured insulators and lightning rod collectibles but also included fruit jars, and telephone company signs & tools. Besides both high-end and low-end items for every level of collector, an amazing collection was auctioned to dealers at the show the evening before the show and about 100 members of the general public got a chance to get an education from the NIA Fake & Altered Display.

Excitement at the show hit a high when dealers learned about the 350 piece insulator collection offered at auction starting at 6 p.m. Friday evening. The collection was put together by a deceased manager with the former U.S. West telephone company and brought to the show by his son. A few highlights of the auction included a CD 106 Hemingray No. 9 in near clear and one in light purple, a green CD 257 Hemingray, and 31 colored signals in various colors including purple, electric blue, cobalt blue, 7up green, carnival, and amber.



Other items from 7 dealers were also included in the auction offering something for everyone. Lightning rods were bought for between \$1 and \$9. A piece of cobalt blue roof cresting sold for \$105 while a red example brought \$55. Three lightning rod balls (LRBs), one white milk star, a flashed plain red, and a blue round one reached \$90 for the lot. Three lightning rod price guides saw a high bid of \$60. At the other end of the price spectrum, crates of insulators sold for \$1. An entire table of porcelain was bought for \$20. In total, 29 bidders spent nearly \$10,000 on auction lots. A percentage of auction sales went to support the show which would not have broken even otherwise.

The show offered similar delights for collectors. Some of the rar-



ities that changed hands included a CD 127 no embossing 3-piece mold in teal blue (changed hands twice!), and a CD 145 H.G.Co. Petticoat in sapphire blue. Other top shelf pieces spotted on tables included a CD 162 smooth base peacock blue H.G.Co., an eared Jumbo, a CD 102 peacock blue Westinghouse, a CD 265 Fisher, and a CD 181 Pluto. Cole King is shown holding the Pluto.

Buying and selling was strong throughout the show. Arlen Rienstra ended up selling a table filled with porcelain by the middle of the show. As is typical, Jason Townsend liquidated his three tables of glass and porcelain. I was even



lucky enough to persuade a dealer at the end of the show to buy one of my tables full of insulators.

Overall, the show was packed with 85 dealers patronized by a large influx from the public. For those in the lightning rod hobby, it is essentially that hobby's national show. For insulator collectors, it is the second biggest show in the Midwest and it gets better each year. This year the dealer-only auction was added and the NIA display set-up for the first time. 🏠





# INSULATOR HUNTING IN ROMANIA

BY MICHAEL DOYLE \* NIA #5932

Arabela and I met on-line, about 3 years ago on Etsy.com. She and I became acquainted while messaging back and forth during our insulator related dealings. Recently, Arabela announced that both she and her parents had gone insulator hunting. Surprised, I asked for more information. Among other things, I learned that she lives way out in the farming district and she is caring for her infant child, Alex. I suspect that at least part of the time, her mami was helping watch Alex while Arabela and tati were out walking the pole line. They hunted a couple of locations within the jurisdiction of Arad, Romania, near Sântana and Târnova.

The rest of the story is best told in the pictures that follow. ▲





# INSULATOR HUNTING IN ROMANIA

(CONTINUED)

The railroad insulators are near Sântana, jud. Arad, Romania while the other poles are in the area of Târnova, jud. Arad, Romania

Some of the railroad pictures are taken by me, some by my mom


And some of the pictures I took while I was in the car on the road from Arad to Oradea





# INSULATOR HUNTING IN ROMANIA

(CONTINUED)





# TILLOTSON SEA GLASS FIND

LETTER TO THE EDITOR ✨ SUBMITTED BY LAURA PEETS

Dear Christian, my name is Laura Peets and I was told I should submit my story to you for Drip Points. I am new to insulators (telegraph ones) so here goes nothing.

Outer Banks NC, I went out on the inlet to look for sea glass and have a chat with God. We had a couple Nor-Easter's, one the week before and one that previous Tuesday to March 23rd.

The day was sunny with a bit of wind and chill to the air. There were lots of whelk sea shells, drift wood, trash but no sea glass. In my frustration I looked up and said, "Lord there isn't any glass out here!"

One step forward and there it was, Sea Glass beyond my wildest dream!! Only one other one had ever been reported, this would be the second. It was George Tillotson CD 735 (so I've been told).

The message was clear: "Why do you make me so small, I want bigger for you!" I was looking for a small piece of broken sea glass.

Sincerely,

Laura Peets ▲







# "BEAT THE WINTER BLAHS"

SHOW REPORT BY ARLEN RIENSTRA ✨ NIA #3549

The 11th annual "Beat the Winter Blahs" insulator show in Crown Point, Indiana was held January 26, 2019 at the Lake County Fair. The 4-H building was bright with collectors and insulator-filled tables. The sunny weather made for good travel for collectors from several states. Several new collectors attended and experienced Hoosier Hospitality and Midwest collecting. Good food, fellowship, an auction and over 30 sales tables made this annual event a successful break from the winter blahs. Arlen and Tina Rienstra and the Greater Chicago Insulator Club membership hosted the show and they look forward to next year's event January 25, 2020. 🍷





# TRUNK DEALS

BY MICHAEL DELOIA

I'm sure a lot of collectors see this in a different light. However this is my take on it. I don't see anything wrong or unethical with it. It's probably happened to you, it's been happening to me a lot as of late. I've definitely been putting my name out there big time looking for Roman Helmets. I think we have a lot more pickers and closet collectors that are trolling the FB groups and Icon as well than we realize. I've been approached by both known collectors, and people I had no clue even existed in the hobby. It's always the same thing—I'm at my display table, someone walks up to me and says, "Hi Mike, I saw you're looking for Helmets, boy do I have something for you!!" I get all excited, they ask me to follow them out to their vehicle and they open the trunk (sounds shady), they unwrap a piece (often times in decades old newspaper) and reveal the piece or, in some instances, several pieces. So far I haven't ended up going for a ride in the trunk (thankfully) and the pieces have to date been just amazing! After we agree on a trade to do it they go back and wander around the show or get in their vehicle and drive off never to be seen again!! In my opinion this is no different than doing a trade privately via email or USPS shipping. It's more personal (although I've honestly gotten pieces without a name). I put myself out there diligently looking for what I want and this is the reward. 🐾

Michael Deloia  
AKA The Helmet Hound






# HOW TO TAKE ACCURATE INSULATOR PICTURES

BY LEE BREWER \* NIA #6695

## Taking Insulator Pictures That Would Make a Fish Proud

Following are two pictures of the same insulator. Both pictures were taken at the same time, in the same setting, and with the same camera. As you can see, the picture on the left guarantees the viewer will not easily recognize the insulator's CD, whereas the one on the right represents the CD162.1 profile fairly well.



The left picture is a beautiful (and very common) example of what is known as the Fisheye Effect. Making fish happy with your pictures is incredibly easy since the method comes naturally to most of us. Look in the camera's viewfinder and get close to the glass so the insulator fills the viewfinder. Snap the picture. Viola! Welcome to the Fisheye effect.

Oh... you like the picture on the right better? The technique takes no more effort, equipment, or time. So let's start over, shall we? How about a better title?

## How to Easily Take Accurate Insulator Pictures

Topics Covered : General Picture Taking  
Perfect Profile Retention in Pictures  
Color Accuracy in Pictures

### General Picture Taking

This type of picture is one where you don't care about perfect color representation. You just want a quick-take, general-use picture. The only thing you need is your camera.

My camera, a 14 year old, 7MP Kodak Easyshare Z712, is more than capable (understatement) for use. Recent eBay sales for my camera show prices from



# HOW TO TAKE ACCURATE INSULATOR PICTURES

(CONTINUED)

\$7.00-20.00. If you have an old camera lying around, try it. Cell phone cameras can easily distort pictures but can be used with more care (covered later).

Following are the same two pictures shown at the start of this article (but not cropped). The solution to taking great profile pictures is simply remember to back away from the insulator and use the zoom function to make the insulator fill the viewfinder. That's it!



For general usage, non-fisheye pictures, remember:

**Back up and Zoom in.**

## A Step further: Perfect Profile Retention

I confess the picture above was taken by me before I discovered this next step. So although the picture on the right looks pretty good, it's not perfect being a bit warped from top to bottom. The warping is not readily visible until it is pointed out.

Following is a graphic showing how to take perfect profiles instead of warped ones.



# HOW TO TAKE ACCURATE INSULATOR PICTURES

(CONTINUED)



For a **WARPED** picture: Follow the right side of the graphic.

Make sure you can see the rear skirt through the front skirt, as shown in step 2, to guarantee a **WARPED** profile.

For a perfect profile:

The left side of the graphic shows a perfect profile is retained with a level camera (number 1). A level shot is verified as shown in number 2. **Make sure to level the base of the glass with the bottom of the viewfinder.** The result is a picture-perfect preserved profile

So if you can remember three steps, you can take some pretty professional looking insulator pictures. We add one step to the previous set of instructions:

**Back up, Zoom in, Level the Base.**

## What About Color Retention\*?

Now that you know how to disappoint fish with your insulator pictures (and also take perfect CD profile pictures), let's extend the method to preserving color. Color preservation can be tricky. If you don't care why the following method works, skip reading and follow the instructions in the graphics below.



# HOW TO TAKE ACCURATE INSULATOR PICTURES

(CONTINUED)

## Cameras and Color:

Ever wonder why insulator colors are hard to pin down? Light transmitted through an insulator makes the color appear lighter than if the insulator is not backlit. Light reflecting off glass sitting on a shelf/table makes the color appear darker. When holding the piece in hand, we also allow light to come up through and enter the interior (call this “ambient base lighting” for now) of the glass, and the result is yet another subtle color change.

Since we typically pick up insulators to inspect them and appreciate/identify their color, then picture taking should mimic, as best we can, the situation our eyes see when the insulator is in hand. We need transmitted light, reflected light, and ambient base lighting to help us retain what we think of as the “correct” color.

We typically like to use use sunlight, the most “natural” light there is, when inspecting an insulator. Hence sunlight will be needed for the best color retention. Despite marketers saying their bulbs are “natural” lighting, these bulbs will not always give true color. The actual science behind this statement is currently sound but beyond the scope of this article. If you want the details, contact me (and remember, you asked for it!)

Another conundrum we face is that cameras average all the color they “see” in a setting before the picture is actually taken. They adjust the color palette they will apply to the picture accordingly. So some color alteration can occur despite good lighting condition.

Summing up what is required for accurate color pictures, we need the following:

1. Transmitted light
2. Reflected light
3. Ambient base lighting
4. As few colors as possible in the viewfinder besides those of the glass itself.

A white backdrop will take care of items 1 and 4 above. Sunlight will reflect off the backdrop and pass through the glass, while the white color of the backdrop adds no extra colors to the picture setting.

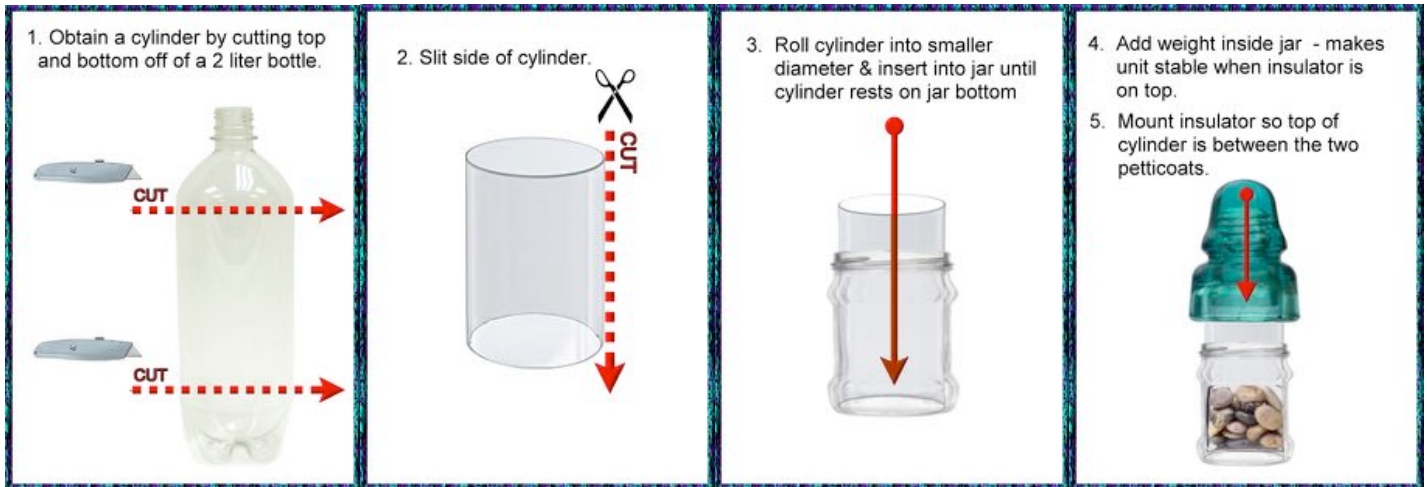
Since reflected light is present, otherwise you could not see the insulator to begin with, we need a way to allow for ambient base lighting. I found Pepsi and peanut butter one of the easiest ways to solve this problem.

Below are instructions to easily, and quickly, make an elevating device for our insulator to allow for ambient base lighting. I used a two liter Pepsi bottle and a peanut butter jar.

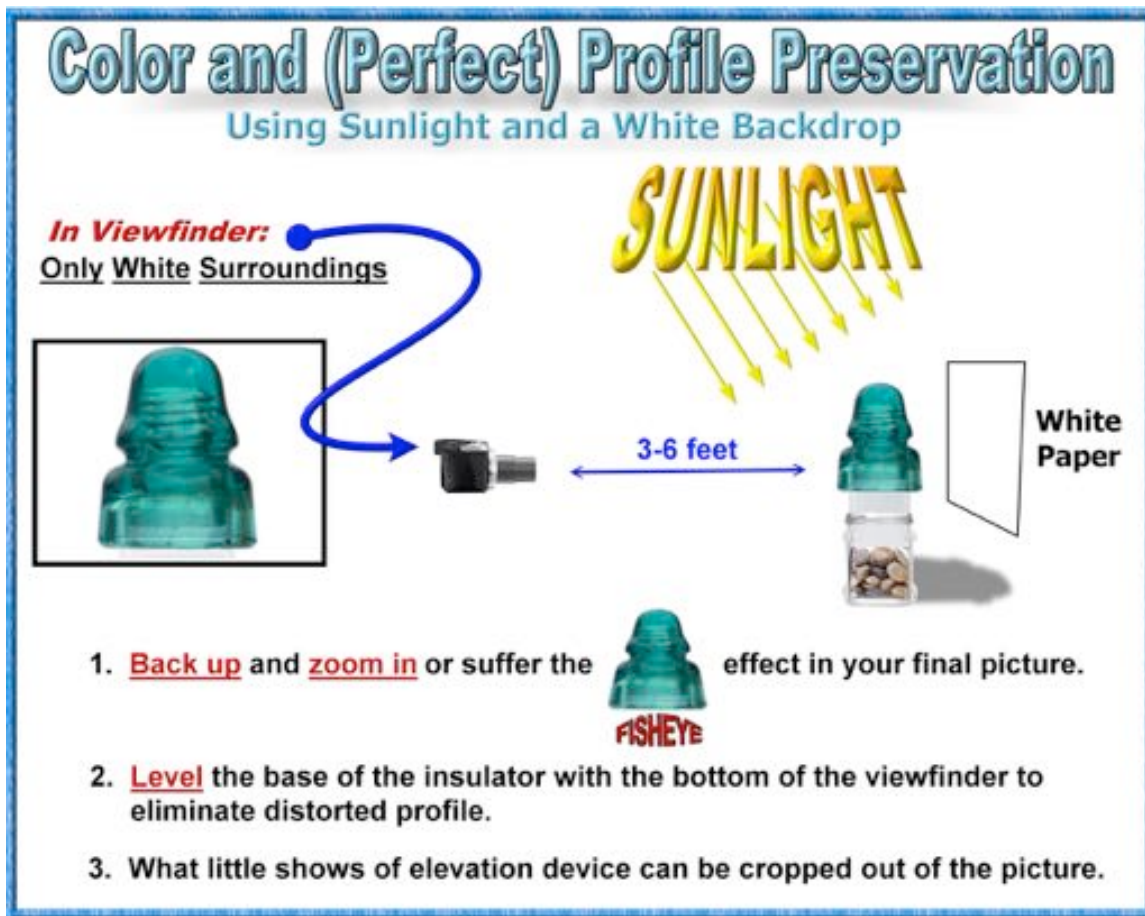


# HOW TO TAKE ACCURATE INSULATOR PICTURES

(CONTINUED)



Here is a graphic of the setup I now use:



Note the diagram also shows the shadow from the insulator/device needs to be positioned so it does not fall onto the backdrop.



# HOW TO TAKE ACCURATE INSULATOR PICTURES

(CONTINUED)

An actual picture taken with the above setup is below. Note the only editing done to this picture was to crop away some of the edges to make the picture better fit on this page.



Part of the elevating device can be seen (barely!) at the very base of the insulator. On my computer screen, the color in this picture is accurate to the insulator color in hand.

So now we have a method for color retention and ~~unhappy fish~~ perfect profile retention! All it cost was a Pepsi bottle, a peanut butter jar, and remembering to Back up, Zoom in, and Level the Base. Well...one more thing...you had to endure my writing :)

Going further:

I have taken pictures using this method where the sunlight hit the clear elevating device just right so it was actually difficult to see any of the device in the picture! But what if I want to get rid of the device from the picture

altogether? At present the only thing I know to do is to crop at the LEVEL base of the glass. Yes, the "Level the Base" step also aids in making it very easy to crop the picture to eliminate the elevating device as well as have a great looking insulator picture afterwards.

A simple crop and the picture can be put right into a publication.

I took the time to develop this method because of the amount of pictures I use for research and for writing articles and books. I used to have to take the pictures and spend time on each one doing several edits including white corrections (sometimes more than one per picture), other color adjustments (can take a lot of time!), and other editing.

Now I Back up, Zoom in, Level the Base. Then all there is to be done is crop and drop into the paper/article. It is that simple! Try it! I sincerely hope to see a lot less happy fish :)





# HOW TO TAKE ACCURATE INSULATOR PICTURES

(CONTINUED)

FAQ:

Can I just use an inverted, clear plastic cup instead of making the Pepsi/PB device?

Yes. But where is the fun in that? Seriously though, the Pepsi/PB device can have its diameter altered (use tape) to fit inside various-sized insulator bases. A cup also will likely have a bottom rim that can show up slightly above the base of the glass in the picture. A feature I consider very important is being able to put a lot of weight on my PB jar so the elevated insulator is steady and safe. Experiment to see what you can come up with.

I heard about cutting off the top of a two liter bottle to use like an elevating device - will this work?

Sure - look at the two pictures of the same insulator below. The left was taken with the top of a bottle and the other with the Pepsi/PB device. If seeing the bottle threads filling the skirt on the left doesn't matter to you, then use the bottle.



I cannot seem to get the color right when taking the picture - I followed the instructions, so what's wrong?

Some cameras are what I call "allergic" to certain areas of the color spectrum. They cannot physically represent a color in their pictures. This allergy arises because elements (periodic table) making up the camera's sensors react differently to different wavelengths (colors as we see them) of light. Not all cameras are allergic to the same color.

Can I use the my phone's camera?

I find phone cameras are notorious for warping the images they take, especially towards the outer edges. This is due to the small diameter lens they use. If you understand the principles mentioned in this article, I do not doubt you can find the proper distance, zoom, etc. to take decent pictures with your iPhone. I use my old camera because it takes less time to fiddle with than trying to use my iPhone.

Will a tripod help?

Certainly - and usually only \$5.00-10.00 at a garage sale!



# HOW TO TAKE ACCURATE INSULATOR PICTURES

(CONTINUED)

## Troubleshooting:

Sunlight will also give different colors to the glass depending on the time of day the pictures are taken. Reds are emphasized in morning, and blues are emphasized in the evening. Sometime in the early afternoon is when the color will be most like “natural” light bulbs...depending on your location (it’s gets really technical!).

Despite your eyes telling you it was perfect white, sometimes the backdrop in your pictures will come out showing a slight gradient ranging from white to gray vertically. Cameras often “see” variations our eyes miss. The color of the glass in the picture will, nonetheless, be pretty close to “real.” You can try adjusting the backdrop as the shading might be from the angle of the sun (?). Or...you can learn how to white correct on your camera or using a graphics program.

\*The fish character, “Mr. Limpet,” used in the “Fisheye-Free Fotos” graphic above is a Walt Disney creation from their 1964 movie entitled, “The Incredible Mr. Limpet.” ▲

## NW MISSOURI SHOW

SHOW REPORT BY DARRYL WAGNER ✨ NIA #8671



NW Missouri Insulator & Bottle Show was held on Saturday March 16. The show was sold out with 85 dealer tables. Dealers were from 12 states and we had well over 200 attendees from Washington, Alabama, Wisconsin and everywhere in between. People were stacked up at the doors when we opened at 9 AM. There was some walk-in this year, but don't think we had any spectacular pieces. This show has a mix of dealer types. Over 60% of the tables were insulators, with the remaining being jars, bottles and a few with various items like breweriana, telephones, advertising, postcards, dishware and misc. go-withs. We also had displays from Bill Snell, Bob Schwartz, Mike Holewinski, Lewis Perkins and Clete Martin. Mike Holewinski also provided a pole for our community display. Something new for this year was the 1st half-size Mickey commemorative, for this show, in Apple Green. Will have limited amounts of a different color each year. Overall, another great show. ▲





# DRIP POINTS BULK RATE POSTAGE THROUGH THE YEARS

BY RICK SOLLER \* NIA HISTORIAN \* NIA #2958

For the last couple months, a primary goal of mine involved scanning issues of the Drip Points to send to web master Bob Berry for addition to the NIA website. At this point, issues from the first (1973) to Volume 14, no. 1 (Fall 1986) have been scanned and sent to Bob to add to those already on the website (most issues from 1993-2014). In the course of this tedious work, I noticed that different methods of handling the postage requirements of the mailing existed.

In the early years, someone had to lick a postage stamp and affix it to every issue. According to Jacqueline Linscott-Barnes, when she was involved in the production, after the Drip Points were printed on a mimeograph machine, they had to be stapled and sorted into piles by regions for mailing. Jackie said, "all of this took place during Kennedy Space Center launches and my going to night school to finish my M.E. in Administration."


**Bulk Rate  
U. S. Postage  
PAID  
Permit No. 54  
Joplin, MO 64801**

For issue 5.1 (Fall 1977), the first bulk rate marking was included on the cover of the Drip Points. Rick H. Jones was the Information Director and the city and state listed as part of the permit was the same as Rick's address. That stamp is shown on the left.


Beginning with Drip Points 6.3 (March 15, 1979) with Len Linscott as President and Jacqueline Linscott as Treasurer, the permit address and return address on Drip Points as well as the Linscott's address are all listed as Titusville, Florida. One addition is the outline of a CD 275. It probably could also be a porcelain insulator like a U-503 but, according to Jacqueline, Len loved the cable styles of insulators and it was his idea to include the permit information inside the outline of one. The permit is shown on the right.



Starting with issue 8.1 (Fall 1980) of the Drip Points, with Shirley Patocka as Treasurer and Pat Patocka as president, the permit address was Penryn, CA as was the return address of the Drip Points which is where the Patocka's lived. Does anyone know whether Pat or Shirley got to pick the design of a CD 123 shown below? Two designs of this permit were found. The one without the E.C.& M. Co. marking came from issue 9.2 (Winter 1981).

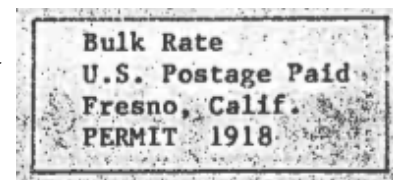


Drip Points 10.1 (Fall 1982) lists Texan Marilyn Albers as NIA president. The Information Director (Mike Bruner) was from Michigan and the Treasurer (Ross Huth) was from California. Based on this, it seems the CD 690 silhouette was selected by Marilyn or used to honor her. I asked Bill Albers if he knew which, but he did not. Issue 12.1 (Fall 1984) that features the return address of President Mike Bruner of Michigan still used this permit, but not for much longer.




Issue 12.3 has the image of a CD 180 Pluto surrounding the permit information. The return address is still Mike Bruner's, but the city listed in the permit is the same as Information Director's Ken Stefan's in Mount Prospect, Illinois.

In issue 13.4 (Summer 1986), the Drip Points return address is West Bloomfield, Michigan. At this point, the permit address changed to Fresno, California but only Pat Patocka, the 2nd Past President, is listed as an officer from California. Mike Guthrie became the Information Director about this time, although wasn't yet listed in the Drip Points as holding that position.



By issue 14.1 (Fall 1986), Mike Guthrie was listed as the information director and the logo around the bulk rate permit became the CD 263. I emailed Mike about the design and he indicated he came up with it because "1) I liked the CD; and 2) it was a conducive shape/size to accommodate all of the required information." The return address was to the home of NIA

president Kevin Lawless at 41 Crestwood Drive, Schenectady, NY 12306, so perhaps he had some input.



Collecting insulators can creep into many aspects of the hobby. Images for bulk rate postage information are just one such example. They added one more way the NIA promoted the hobby and individual collectors got to announce a specialty, want, or favorite. ▲



# CHICAGO'S UNIQUE INSULATORS

BY JOHN BARBER \* NIA #1623

The Chicago Insulating Company made a brief stand with listings in the *Chicago City Directory* during 1883 and 1884. The company's office was located in the central business district of downtown Chicago, at 122 LaSalle Street. The location of the manufacturing plant is unknown. During the organization's short existence, a number of insulators were either produced by, or made for, the Chicago Insulating Company. All of these specimens were manufactured at an unknown glassworks. An interesting and unique feature about all Chicago Insulating Company insulators is their unusually designed wire groove, which consists of a series of several diamond-shaped indentations encompassing the circumference of the insulator. This concept was invented by Bradley A. Fiske and Samuel D. Mott. Their patent was embodied on both the CD 109 and CD 135 insulators. According to the geographical index of insulators published by Dwayne Anthony, the CD 109 pony insulator was used in western PA, Galena, IL, and eastern NY. The CD 135 was known to be used in many states, as well as Mexico and Canada.



CD 109 Pony

## UNITED STATES PATENT OFFICE

BRADLEY A. FISKE AND SAMUEL D. MOTT, OF NEW YORK, N. Y.

INSULATOR.

SPECIFICATION forming part of Letters Patent No. 286,801, dated October 16, 1883

(No Model.)

B. A. FISKE & S. D. MOTT.

INSULATOR.

No. 286,801.

Patented Oct. 16, 1883.

Fig. 1.

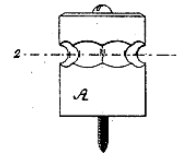


Fig. 2.

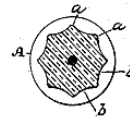


Fig. 3.

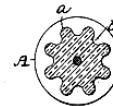
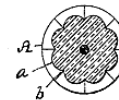


Fig. 4.



WITNESSES:

Geo. H. Fraser.  
Chas. Praser.

INVENTORS:

Bradley A. Fiske  
Samuel D. Mott  
By their Attorneys,  
Banks, Fraser & Lincoln

From the *Electrical World* Journal in November, 1883, "In the first place, an insulator must be of very poor conducting material. The Chicago Insulator Company meet this requirement by making their articles of glass, or of a special patented composition of their own, possessing high insulating properties. Secondly, an insulator should offer as little surface as possible to the wire, for the reason that the amount of conductivity of a body varies as to section, and the leakage of any line varies as the length of wire exposed to leakage. The insulation resistance of a line one mile long is twice as great as that of a line two miles long, simply because it exposes only half as much surface for leakage. Now, it is evident that the leakage upon any line is due almost wholly to leakage *at the insulators*; so that, if we can reduce the leakage at those points, we shall attack the evil at its root. Bearing in mind the fact that the amount of leakage varies as the surface exposed to leakage, we see at once a way to do this, *i.e.*, decrease the amount of contact between the wire and each insulator. With the company's pattern, this sum is about one-tenth of that in an ordinary insulator. The insulation, therefore, is, roughly, ten times as great. In the third place, an insulator should be so formed that water and dirt cannot lodge around the wire, because there would soon form a conducting layer over the surface. In this insulator there is no place for any such lodgment whatever, as the wire stands out clear from the surface. In the fourth place, the device should be so formed, if possible, that the natural phenomena of wind and rain shall of themselves keep it clean; otherwise much labor will be entailed."

All Fiske and Mott-design insulators bear reference to the Chicago Insulating Company and no unembossed units are known. Chicago Insulating Company specimens have only been located in the CD 109 and CD 135 styles. All CD 109 units are embossed around their base rims with "CHICAGO INSULATING CO. PAT. OCT 16 1883". Some of the CD 135 units are embossed in the same manner on the base rim. However, there are also CD 135 units which are embossed on the shoulder of the insulator's crown just above the wire groove with "CHI. INS. CO. PAT OCT 16, 1883". (Credit: "A History and Guide to North American Glass Pin Type Insulators" by John and Carol McDougald)



CD 135 Telegraph



OVIC 2019 was held at the Perth, Ontario Fairgrounds on April 20th, 2019. This was the 21st annual Insulator show and was well attended as usual, but unfortunately a few familiar faces were missing due to scheduling conflicts with the show falling on the Easter long weekend this year. There were 16 sales tables with vendors from as far away as Nova Scotia and New York state. Long distance attendees came from New York state, Virginia, Pennsylvania, Nova Scotia and New Brunswick, as well as the usual crowd from Ontario and Quebec.

I was at the hall by about 7AM and a few of us early birds helped Robin Plewes get the hall ready for the show. Next came the frantic unloading of boxes and arranging sales stock on our individual sales tables. Collectors started arriving by about 9. Sales were brisk for the morning rush and there were lots of great deals to be had including a very full free table that was mostly picked clean by the end of the show. At noon a delicious chili lunch was provided by show host Darcy Laframboise and his family.

For the second year in a row there was a community display. The theme this year was Canadian MLOD 102's and Canadian Boston 136.4's. There were also a few collectors with small displays on their sales tables showcasing either dug insulators or pieces of seldom seen insulators found digging or walking along abandoned railways.

A few standout pieces were brought for 'show and tell'. One of them was the newly discovered CD 120 Rd No 156417. It's a very interesting insulator that raises lots of questions. The glass doesn't look like anything known to have been made in Canada, but it does have a round base—although it's slightly different from the round base found on the double threaded CD 120.

Another great piece brought for show was a CD 726 in light purple. It was the first time I'd seen a purple CD 726 in person. It had the tougher to find 'Montreal-style' base similar to that usually found on 742's and was full of tiny seed bubbles. Threadless, purple, it just doesn't get much better than that, definitely a dream piece for any collector.

The end of the show came too quickly as always. Tear-down was well underway by 2:00 and there were only a handful of stragglers left in the hall when I left for the long drive home at 2:30.

I was able to add a few great pieces to my collection. I was especially happy find a CD 145 No Embossing Canada [020] MLOD in Yellow Green. I look forward to the Perth show every year and this year was no different especially after the long, cold and snowy winter we had this year. It's always nice to catch up with old friends and fellow collectors. It was good to meet a few new collectors too, for some it was their first show. Judging by the amount of insulators changing hands I'm guessing it won't be their last. ▲





# 30th ANNUAL EMERALD CITY SHOW

SHOW REPORT BY GIL HEDGES-BLANQUEZ ✨ NIA #3358

Well the 30th Emerald City Show has come and gone. We had over 20 tables, somewhat fewer than last year. The Thursday before the show I woke up and there was about 6 inches of snow and thought we would have to cancel the show. But the sun came out and the planning for the show continued. The day of the show I got up early so I could grab a quick cup of coffee to get to the show location to get the doors open for the early arrivals. But as usual Jim Cunningham, Warren Lhotka and Roger Ziesak were already waiting to unload. So many collectors arrived before opening that it was hard to keep them waiting so we opened early. The coffee was a little late, but we had some great pastries that Terry "Cherry" Drollinger brought over from the other side of the mountain. Terry is a honorary member of our Emerald City hosts. The snow and weather may have kept some of the dealers and collectors away, but attendance was very good, and we had a room full of collectors throughout the day and lots of sales. One of the best moments was when we got Ray Richter, Dick Hanson, Vi Brown, Win Trueblood, and Mike Guthrie together for a photo. These guys were some of the local pioneers of our hobby. That moment made the show worthwhile! What an honor to be part of their hobby. Thanks to all our dealers and buyers—without them we could not have put on a show. I really appreciate Nathan L., Bill Ostrander (both from Oregon) Roger Ziesak (Montana), Chris and Shannon Hernandez (Ohio, and Nathan Holmes (Colorado) for coming from a long distance to our show! Thanks to Elton Gish, Bob Berry, John and Carol McDougald, Don Briel, Bob McLaughlin, and Howard and Linda Banks for donating to our raffle, which featured books, glass and porcelain insulators (some signed by the donors!), Victor cups and bowls, Crown Jewels Magazines.

Some great insulators changed hands, including: Withycombs, a lot of large porcelain multiparts from Victor, Thomas, as well as a rarely seen Ohio Brass gray M-4395, Pyrex 331, UPRR ramshorn, an unusual metal cased electric meter, Fred Locke porcelain, a couple of uncommon porcelain mine insulators with a true black glaze, EC&Ms, great colored Hemingray signals, a large Boch patent porcelain, CD 333 Knowles, 133 BGM...

We of course want to thank the ladies for setting up our potluck, they always jump in and take care of handling that job. Thanks! ▲







# ALLEGHENY VALLEY SHOW

SHOW REPORT BY JOHN HOVANEC \* NIA #6552

The 19th Annual WRIC Allegheny Valley Spring Insulator Show was held at the West Leechburg Fireman's Recreation Hall in West Leechburg, Pennsylvania on Saturday, April 6. This is the third year setting up at this venue, and so far has worked out well with room to expand.

Dealers setting up at this year's show included Bill & Janice Rosato, Rick & Berny Baldwin, Jeff & Linda Maxwell, Karl Furr, Greg Druck, Conner Stoehr, John Hovanec & Sharon Foster, Greg Glendenning & Claire Reindl, Bill & Joyce Hutchison, Mark Zamboni, Tim & Matthew Grantz, Jim Frustieri, Paul Simpson & Patty McDonald, Ron & Tyler Barth, and Tod & Mary Ann Pike.

There was a nice assortment of glass and porcelain in all price ranges. A good amount of CD 162's in various colors, an electric blue CD 257 'Mickey Mouse', a CD 206 castle, various carnival Pyrex and Hemingray pieces, a few threadless, various toll, telegraph and power pieces, even some stringers and large items. There was something for everyone, with good condition pieces and good prices. Mark Zamboni had a nice working telegraph demonstration display set up on his table. It included a wet cell battery, complete with glass jar, a telegraph key, sounder, and another 'far end' sounder with the conductors carried over a few glass insulators.

We had about 80 in attendance, and a very good 'walk through' throughout the day. Sharon Foster did a great job of putting out a hot lunch for all that set up and attended. Thanks again to Sharon, as well as show hosts Ron Barth and Tim Grantz. Tim did a great job of putting out 'the word' and we once again got local press with a nice story that came out prior to the show in a local paper. It included photos of insulators. This no doubt helped to boost local attendance.

We hope to have an even bigger and better show for the 20th Annual Allegheny Valley show next year, on Saturday April 4, 2020. Pencil us in and hope to see you at the Fireman's Recreation Center in West Leechburg, PA next April 4th!! 🐻



PAUL SIMPSON GLASS



MARK ZAMBONI'S BATTERY, TELEGRAPH KEY, INSULATOR AND SOUNDER WORKING DEMONSTRATION



SHOW HALL



JANICE ROSATO AT THE ROSATO TABLES



# COLUMBIA CITY SHOW

SHOW REPORT BY GENE HAWKINS \* NIA #421



Another 2019 Columbia City, Indiana show is over, and in spite of a few regular dealers missing with excused absences, nearly 20 dealers from at least 5 states setup. Friday walk-ins were really good (maybe it was the annual pizza supper?) and the Show & Tell had some very rare pieces brought such as a great condition guttertop, a pluto, and TWO different one of kind thermoset power insulators! If that wasn't enough, 3 CD 104 embossing mysteries were presented with one actually solved. Watch for a future Drip Points article presenting these. One buyer came in Friday night well after the published closing time to make a purchase of a unique Columbia with a carrier circuit thread adapter. I sure wish that Columbia could talk about why & how it was used that way!

Saturday's free coffee & donuts got dealers ready for the Soller Auction with many box lots of insulators & go-withs finding

new owners with more than a few bargains. Insulator history was made with when a verified "Shaun Original" was purchased for a steal of a price! On the way to the show, one dealer bought a rare Coca-Cola metal sign at a yard sale & sold it to another dealer for many times its purchase price. Another collector moved quite a few pieces from a newly purchased Cleveland, OH collection.

If you haven't been to a show in a while, DO take the time & effort to GET TO A SHOW! It is truly the best part of this wonderful hobby! 🐻

*Gene Hawkins*

Columbia City Show Co-Host

# NEW OXFORD SHOW

SHOW REPORT BY GUS STAFFORD \* NIA #8871



The Chesapeake Bay Insulator Club held its 2nd show at the New Oxford Fire Hall on 9 March 2019. We had 38 Tables of insulators for sale and two tables of free insulators for new collectors. This was the 30th Annual Show hosted by the club. We had two new dealers, and a great crowd with many new collectors. The free insulator table emptied out, with only about 20 insulators left at the end of the show. For the second year the Gettysburg Wyndham provided a reduced rate to show attendees. 🐻





# 2019 National Insulator Show and Convention

Orlando, Florida June 14-16 2019

Celebrating 50 Years of Meets & Shows

For additional information:  
Jacqueline Linscott-Barnes  
[bluebellwt@aol.com](mailto:bluebellwt@aol.com)  
321-480-1800



# 2019







## LIMITED EDITION TOTE BUNDLE

*For those who cannot attend the 50th NIA Show, you can purchase a commemorative tote bag and program/directory. The tote bag is filled with "goodies" and the 54 page publication which includes lots of history from the past 50 years. All this is just \$30.00 which includes postage.*

Contact: J Linscott-Barnes  
bluebellwt@aol.com  
321-480-1800  
Will ship Flat Rate Priority





# UPCOMING EVENTS

JUNE 2019 – JULY 2019



## JUNE 1, 2019 (Saturday) PERKIOMENVILLE, PENNSYLVANIA

45th Annual Pennsylvania Insulator Show & Sale will be Saturday, June 1st, at 1837 Perkiomenville Road, Perkiomenville, PA 18074. Come & enjoy a day with your collector friends. Buy, sell & trade insulators and related items. Please bring a food item for the insulator picnic. 9:00 AM until the last person leaves. Info: STEVE BOBB (610) 539-6533 or email: [sbobb1@verizon.net](mailto:sbobb1@verizon.net) or CLAUDE WAMBOLD (215)-234-8413 or email: [acwambold2@verizon.net](mailto:acwambold2@verizon.net)

## JUNE 1, 2019 (Saturday) TAMA, IOWA

The 22nd Annual Hawkeye State Insulator Swap Meet is scheduled for Saturday, June 1st at the Tama Civic Center from 8:00 AM-3:00 PM. The Civic Center is located at 305 Siegel St. in downtown Tama, IA. Those attending can plan on setting up at 7:00 AM. There is no cost to set up at this event and lunch will be provided for those attending. This annual event tends to draw dealers from Iowa and surrounding states and is a very relaxed atmosphere enjoyed by all. We are again looking forward to hosting you and provide some good Midwest hospitality in the Hawkeye State. For additional information and table reservation, please contact DAVE SHAW at (641) 484-5463 or e-mail at [dashaw@mchsi.com](mailto:dashaw@mchsi.com)

## JUNE 8, 2019 (Saturday) SAN DIEGO, CALIFORNIA

San Diego Antique Bottle & Collectibles Show and Sale. Expect everything from insulators to antiques at this event. Raffles and historic and educational displays. Free parking and free admission from 9 AM to 3 PM. Held at the Courtyard Marriott/Liberty Station 2592 Laning Rd San Diego, CA 92109. For more information contact, Jim Walker 858-490-9019 or [jfw@internetter.com](mailto:jfw@internetter.com) Club site: [www.sdbottleclub.org](http://www.sdbottleclub.org)



## JUNE 14-16, 2019 (Friday-Sunday) ORLANDO, FLORIDA

2019 National Insulator Association's Annual Convention and Show, Oceans Convention Center at the DoubleTree by Hilton Orlando at Sea World, 10100 International Drive, Orlando, Florida 32821. 15,000+ sq. ft of Glass and Porcelain Insulators, Hardware, Signs, Lightning Rod Balls, Battery Jars and Rests, Lamps, Bottles, Jars, Telephone and related items and MUCH, MUCH more! 175+ Dealer and Display tables. Friday 9:00 am - 4:00 pm (NIA only). Open to the public Saturday 9:00 am - 4:00 pm. and Sunday 9:00 am - 1:30 pm. WANTED: DEALERS!!

Additional show info available now: Jacqueline Linscott-Barnes ([bluebellwt@aol.com](mailto:bluebellwt@aol.com)).

## JUNE 22, 2019 (Saturday) WINCHESTER, NEW HAMPSHIRE

Yankee Pole Cat Insulator Club's 1st Annual "North of the Border" Picnic, hosted by the Klaus Family. 10 Duso Road, Winchester, NH. Our house is located just "North of the Border" from Northfield MA, 10 minutes east of Brattleboro VT, 15 minutes south of Keene NH. An acre of flat groomed lawn and some shade trees. FREE setup and FREE Admission. Setup 7:00 AM to 9:00 AM. "Public" hours 9:00 AM to 2:00 PM. Bring your own tables and chairs. We'll have coffee and muffins for all of you early risers. Signage and parking info will be posted before you arrive. Lunch will be served at 12:00 PM. The usual burgers and dogs, with good selection of sides, Brenda's homemade desserts, and Al's wicked good clam chowder. \$10 donation requested for lunch. Please RSVP ahead if you plan on eating lunch. If traveling this far is a hardship, we invite you to camp in our backyard the night before. Please call for arrangements. Any questions or RSVP's for lunch, please call or text Brenda at (603)903-3692, email is [bklaus@live.com](mailto:bklaus@live.com). We hope to see many of you in June! Rain date is June 29 - check YPC Facebook page for rescheduling due to weather).

## JULY 13, 2019 (Saturday) SOUTH LAKE TAHOE, CALIFORNIA

Fourth annual back yard show and sale in beautiful South Lake Tahoe, CA. Saturday July 13, 2019 9AM - 4PM with light breakfast and coffee served in the morning and full carnitas and the fixins for lunch. Friday setup is encouraged with a nice BBQ for the sellers Friday night. Tables are available, sellers can reserve one in advance or bring their own. For information, contact George or Judy Klingler 530-541-3254, 530-416-1631 or email [judyklingler@charter.net](mailto:judyklingler@charter.net) The show is at 1173 Tata Lane, South Lake Tahoe, CA 96150. We look forward to seeing you all and having an awesome day!



## JULY 26-28, 2019 (Friday-Sunday) HELENA, MONTANA

Announcing the 2019 NIA Western Regional show to be held July 26th-28th, 2019 at the Radisson Colonial Inn in Helena Mt. Show host Doug Rusher along with co-hosts Ron Yuhas and Jay Bernasek welcome all insulator collectors to this historic show. This

is the first time an NIA Regional or National show has been held in Montana and is the first Regional show in 15 years. We will have 74+ sales tables and 20 display tables. Show information is available on the NIA Website: [www.nia.org/shows/westernregional](http://www.nia.org/shows/westernregional). Close to Glacier and Yellowstone National Parks, Community Display of Insulators of Montana, Banquet Saturday evening. So Plan your summer vacation and attend a fantastic Insulator show as well. For more information please Contact Doug Rusher 406-461-7341 [ddrusher@aol.com](mailto:ddrusher@aol.com) or Jay Bernasek 406-223-1969 [jayb@mtopticom.net](mailto:jayb@mtopticom.net)



# UPCOMING EVENTS

AUGUST 2019 – SEPTEMBER 2019



## AUGUST 10, 2019 (Saturday) MARTINSBURG, WEST VIRGINIA

The 20th Annual Shenandoah Valley Insulator Show and Sale sponsored by the Chesapeake Bay Insulator Club will be held Saturday, August 10th from 9 AM to 1 PM, once again, by popular demand, at the B&O Roundhouse in Martinsburg, West Virginia. Dealer setup from 7-9 AM. 8-foot tables are \$25 for the first table and \$20 each additional. There is no admission charge. For more info or directions, contact JEFF HOLLIS at 304-671-5359 or email: [redoak1953@gmail.com](mailto:redoak1953@gmail.com)

## AUGUST 17, 2019 (Saturday) PORTERVILLE, CALIFORNIA

The Merzoian Brothers Tailgater is to be held Saturday, August 17 under Mark Merzoian's cool wedding ranch pole barn located just outside of Porterville (California). Tables, breakfast snacks, and lunch will be provided. Please join us...bring glass and mud to sell, trade, or just show off. Reunite with friends from near and afar. We like to think of our gathering as a Mini-Rohde (the King of Tailgaters). Start time is 8:00 AM and lasts until the last vehicle leaves. Contact Bob Merzoian ([bobmerzoian@mac.com](mailto:bobmerzoian@mac.com)), Mark Merzoian ([memerzoian@ocsnet.net](mailto:memerzoian@ocsnet.net)), or Dave Brown ([1skychair@msn.com](mailto:1skychair@msn.com)) for further information or to RSVP. See you then!

## AUGUST 18, 2019 (Sunday) POUGHKEEPSIE, NEW YORK

Mid-Hudson Bottle Show 9:00 AM to 2:30 PM; early buyers enter at 8:00 AM for \$15. Location is the Poughkeepsie Elks Lodge 275, 29 Overocker Road, Poughkeepsie, New York. Contact Info for tables: Mike Stephano, 27 Rogers Road, Hyde Park, New York 12538, (845) 233-4340, [mjsantique@aol.com](mailto:mjsantique@aol.com). This show is sponsored by the Hudson Valley Bottle Club, a FOHBC member club.

## AUGUST 23-24, 2019 (Friday-Saturday) BEND, OREGON

The annual Jefferson State Insulator Club's Tres-Amigos Insulator Show & Sale in Central Oregon will be held August 23 – 24 starting with dinner Friday evening followed by our traditional bonfire and story-telling time. On Saturday the show will begin early. Tables will be provided. If you would like a table, please let us know beforehand so the correct number can be ordered. There will be a BBQ lunch at 11:35. Side dishes are welcome. Be sure to bring your "Go-Withs" and any other treasures along with your hunting and adventure stories for the Friday evening bonfire. Please RSVP. Lodging and camping available at nearby Tumalo State Park or camp on site. Our location is 64420 Research Road, Bend, OR 97703. Info: JIM SINASEK 541-383-8067 or [oregonjim@q.com](mailto:oregonjim@q.com). ERNIE CARLSON 503-622-3573 or [ecarlson6@frontier.com](mailto:ecarlson6@frontier.com) or MID NORRIS 541-281-2715 or [mudhen@gmail.com](mailto:mudhen@gmail.com)

## AUGUST 24, 2019 (Saturday) NISSWA, MINNESOTA

Join the fun with the North Western Insulator Club Summer Swap Meet in Minnesota lake country. The Yennies' will host at their home at Nisswa Minnesota for a day of insulators, go-withs, food and friends. We will spread out in the yard and, if necessary, the garage. There will be plenty of canopies available in case of rain. Set up starts at 9 and goes until 3:30. Bring your tables and a chair. Colin will be grilling brats, burgers, and hot dogs for lunch, please bring a dish to pass. Bring items to donate for the club-sponsored auction and plan to bid often-there are always unexpected treasures to be had! For questions or more info, contact Colin Yennie at 507-289-1095 (land line) or 507-271-3457 (call or text). Or email: [cryennie@hotmail.com](mailto:cryennie@hotmail.com)

## SEPTEMBER 7-8, 2019 (Saturday-Sunday) ABBOTSFORD, BRITISH COLUMBIA, CANADA

The Abbotsford Insulator Show will be hosted at the home of Mark and Laura Schultz on September 7th and 8th 2019 Saturday and Sunday. Guests are welcome to arrive earlier in the week. Tables are provided but limited and a lunch will also be provided at 12:00 R.V. space is available but limited to around 5 or 6 units Hope to see you and bring lots of insulators. Mark Schultz 33911 Farmer Rd. Abbotsford British Columbia, Canada V2S7M3

## SEPTEMBER 21, 2019 (Saturday) RICHFIELD, OHIO

The Western Reserve Insulator Club's 9th Annual 'Oktoberfest' Insulator Show at the Masonic Hall, 3750 Grant Street, Richfield, OH 44286 (near the southeast corner of Routes 303 & 176), 10:00 AM to 3:00 PM Free Admission. 8-foot Dealer Tables \$20. Dealer Setup 9:00 - 10:00 AM, Bratwurst and Root Beer available for lunch. Contact JOHN HOVANEC 216-392-3622, email [jrhovanec@ymail.com](mailto:jrhovanec@ymail.com) for details.

## SEPTEMBER 21, 2019 (Saturday) HOUSTON, TEXAS

The Lone Star Insulator Club will host their 28th annual Houston Insulator & Collectibles show at the Houston Marriott South at Hobby Airport from 9 am to 4 pm on September 21, 2019. Free parking and admission! Contact show hosts Chris Renaudo (713-826-5923 or [crenaudo@aol.com](mailto:crenaudo@aol.com)), Keith Brooking (979-245-2558 or [keithbrooking@sbcglobal.net](mailto:keithbrooking@sbcglobal.net)), or John Hall (281-851-6585 or [jhall@ix.netcom.com](mailto:jhall@ix.netcom.com)) for more information or to reserve a table.

## SEPTEMBER 28, 2019 (Saturday) BATH, ONTARIO, CANADA

Bath Antique Bottle and Insulator Show will be held Saturday September 28th from 9:30am to 2:00pm at 428 Main Street, in Bath Ontario Canada. Vendor costs are \$10 to set up, and tables are





# UPCOMING EVENTS

OCTOBER 2019 – APRIL 2020

limited so reach out to [loyalistcollectibles@gmail.com](mailto:loyalistcollectibles@gmail.com) to secure your spot. Last year's event was a great success with great deals to be found!

## OCTOBER 6, 2019 (Sunday)

### CHELSEA, MICHIGAN

Annual Huron Valley Bottle and Insulator Club Show. Held at the Comfort Inn Conference Center, 1645 Commerce Park Drive, Chelsea, MI. (just north of I-94/M52 exit. Hours: 9:00 AM to 2:00 PM. Admission \$3.00, For more information or sales tables, contact Rod Krupka at (248) 627-6351 or Mike Bruner at [abbott4girl@sbcglobal.net](mailto:abbott4girl@sbcglobal.net).

## NOVEMBER 1-2, 2019 (Friday-Saturday)

### TULARE, CALIFORNIA

The 51st Annual Tulare Insulator and Collectibles Show will be held In Tulare, California this November 1st and 2nd, 2019. Over 80 dealer tables are available located in a large auditorium complete with a full-kitchen and plenty of parking spaces. Insulators, bottles, glassware, crafts, and much more can be found. Admission is free. Doors open Friday at 9:00 AM and close at 5:00 PM and on Saturday the hours are 9:00 AM to 3:00 PM Come to buy and browse. You won't be disappointed. For further information and location directions or to book a dealer table or two, please contact Bob Merzoian at (559) 359-2826 or [bobmerzoian@mac.com](mailto:bobmerzoian@mac.com).

## NOVEMBER 1-3, 2019 (Friday-Sunday)

### SPRINGFIELD, OHIO

The 49th Mid-Ohio Insulator Show will be held November 1-3 at the Clark County Fairgrounds, 4401 South Charleston Pike, Springfield, Ohio. Exit 59 off I-70. Show hours are Friday 3:00 PM to 6:00 PM, Saturday from 8:00 AM to 5:00 PM, and Sunday from 9:00 AM to closing. Info: CURT BOSTER email: [cboster530@att.net](mailto:cboster530@att.net) or 614-301-5125 or LOIS BLAIR 740-852-3148. Additional info at: [www.insulators.info/shows/springfield](http://www.insulators.info/shows/springfield)

## NOVEMBER 16, 2019 (Saturday)

### TOCCOA, GEORGIA

The Dixie Jewels Insulator Club's Fall swap meet, hosted by Tom, Mike and Casey Herron, will be held Saturday, November 16, 2019 from 8:00-4:00 in Toccoa, Georgia. The swap will be held at Mitchell Allen Memorial Hall, located at the historic Toccoa Depot and next door to the Currahee Military Museum. The Toccoa Depot was built in 1915 and is located beside the Southern Railroad which remains active to this day. The Toccoa Depot has been restored to its original appearance in 1940 and showcases the history of Toccoa and Stephens County, Georgia, along with many artifacts detailing the lives and experiences of the men in the 506th Airborne Infantry Regiment who trained for combat missions at nearby Camp Toccoa, made famous by the hit HBO miniseries,

"Band of Brothers". Tours of the museum can be arranged for those interested at minimal cost. Around 15 tables will be available, so please contact Mike Herron before the swap to reserve your sales table. If all those tables are spoken for, plan to bring your own table. There is lots of room in the meeting hall and there will be a great assortment of insulators for sale. Admission is free and there is no charge to set up a sales table. Lunch will be provided and others are asked to bring a covered dish, dessert or drinks to complement the meal. Mark your calendars now for a terrific day of awesome insulators and fellowship in the beautiful mountains of Northeast Georgia. For more information contact MIKE HERRON at (706) 599-4705 or e-mail [hern@truvista.net](mailto:hern@truvista.net).

## DECEMBER 8, 2019 (Sunday)

### ENFIELD, CONNECTICUT

Yankee Pole Cat Insulator Club Annual "Beat the Snow" Insulator, Bottle, and Tabletop Collectibles Show and Sale. American Legion Hall, 566 Enfield Street (US Route 5), Enfield, Connecticut 06082. Show hall is 1 mile from Exit 49 of I-91 on the Connecticut/Massachusetts border. 20 minutes north of Hartford; 20 minutes south of the Mass Pike. Show Hours 8AM to 2PM. Dealer Setup 6AM to 8AM. Free Admission. 30+ sales tables as well as several displays. Free display space available. For dealer contracts, display information, or just general show questions - please contact JOHN RAJPOLT (203) 261-1190. E-Mail: [rajpolt@earthlink.net](mailto:rajpolt@earthlink.net)

## JANUARY 18, 2020 (Saturday)

### MAITLAND, FLORIDA

The annual Central Florida Insulator Collectors (CFIC) and the Antique Telephone Collectors Association (ATCA) Show will be held January 18, 2020 in Maitland, Florida in the Germaine Bldg. located at 220 W. Packwood. Sales tables are: First table is \$25.00 and each additional table is \$20.00. Set-up is from 7:30 AM 8:00 AM. with the public allowed in at 8:00 AM. until 3:00 PM. There will be coffee and donuts for the dealers. There will be lunch concessions on the premises. This is a one-day Show and Sale held annually on the same weekend as the "Renninger's Antique Extravaganza" in Mt. Dora, Fl. which begins for "Early Buyers" on Friday, January 17th. For information and reservations contact: PAUL MIKULA, NIA#7466, 650 EAST CHAPMAN ROAD, OVIEDO, FL 32765. TEL: (407) 365-4686; EMAIL: [wecoman@bellsouth.net](mailto:wecoman@bellsouth.net)

## APRIL 4, 2020 (Saturday)

### WHEATON, ILLINOIS

The Dupage Collectors Expo will be held Saturday, April 4th, at the Dupage County Fairgrounds, 2015 Manchester Road, Wheaton, Illinois, Hours are 9:00 to 3:00. Items for sale & trade include: Insulators, Lightning Rod items & Weathervanes, Telephone & Telegraph items, Bottles, Jars, etc. Info: BOB STAHR: [bob@hemingray.com](mailto:bob@hemingray.com) (630) 793-5345 and RICK SOLLER: [com574@clcollinois.edu](mailto:com574@clcollinois.edu) (847) 782-8602.



# UPCOMING EVENTS

JUNE 2020



**JUNE 12-14, 2020 (Friday-Sunday)  
LOGAN, UTAH**

The National Insulator Association's 51st Annual Show and Convention will be held at the Cache County Fairgrounds in Logan, Utah. The fairgrounds is located at 450 South 500 West, Logan, UT 84321.

There will be plenty of dealer space and exhibit space plus a multitude of things to do in the area. Complete show information will be available in 2019 at the Orlando National and subsequently online. Show Hosts are: DON & JEANNE BRIEL, (435) 753-5786, [Don.Briel@comcast.net](mailto:Don.Briel@comcast.net) and ARNOLD & LINDA SMITH, (801) 829-3383, [smithlrh@hotmail.com](mailto:smithlrh@hotmail.com)

## Looking for Yellow/Green CD259



Mint is preferred, however not necessary. I'd be interested in anything you have. I'm also searching for this exact piece pictured here. It was sold originally in a 1989 Poletop Auction. It may have changed hands over the decades.

My Cell: 508-922-9713

Email: [michaeldeloia\\_2@msn.com](mailto:michaeldeloia_2@msn.com)

Please feel free to contact me.

Thanks, **Mike Deloia**

THE UPCOMING EVENTS LIST APPEARS COURTESY OF:

<https://allinsulators.com>

TO SUBMIT AN UPCOMING INSULATOR SHOW:

[https://allinsulators.com/hobby/shows/submit\\_show/](https://allinsulators.com/hobby/shows/submit_show/)



## FREE NIA MEMBER CLASSIFIEDS

**RICK SOLLER:** Wanted: Mint condition CD 145 B.G.M. CO. in any color or any other B.G.M. in a color other than purple. [Com574@clcillinois.edu](mailto:Com574@clcillinois.edu)


**BILL HALEY:** National wants: Amber-swirled CD 121 Am. Tel & Tel Co. and CD 133 H.G. Co. [070], color or character. [wgh@tnaqua.org](mailto:wgh@tnaqua.org) • (423) 326-9248.

**ROBERT JOHNSON:** WANTED: CD 102 Diamond ponies with mold numbers. Looking to fill in number / color combination gaps in my 100-piece specialty collection. [contender31@yahoo.com](mailto:contender31@yahoo.com) • (985) 445-7821

**DID YOU KNOW?** ALL NIA MEMBERS ARE ENTITLED TO A **FREE 25-WORD AD** EVERY YEAR IN DRIP POINTS. PLEASE CONTACT THE EDITOR TO GET YOUR AD LISTED.







# 2019 Western Regional Show

## July 26th-28th 2019

### Helena Montana



<http://www.nia.org/shows/westernregional>



We are so pleased to announce the first Regional Show in 15 years. The Western Regional Show will be held in Helena MT and will have 74+ sales tables, 20 Display tables, a community display of insulators used in Montana, Banquet on Saturday evening with a special guest speaker, and exhibitor and club awards following dinner. The event will be held at the Radisson Colonial Inn. Helena offers lots of History and there are many sites to see and do. And we are half way from Glacier National Park and Yellowstone Park so plan your summer vacation and attend a super show. For more information please check out the link above or just scan the QR code and it will take you right to the webpage.



**Doug Rusher 406-461-7341**  
 Show Host  
 ddrusher@aol.com

**Ron Yuhas 406-439-4573**  
 Show Co-Host  
 gramapig@bresnan.net

**Jay Bernasek 406-223-1969**  
 Show Co-Host  
 jayb@mtopticom.net



## **Ad Rates 20% OFF in 2019!**

- Please supply camera-ready artwork; preferred file formats include: PDF, TIF, JPG, DOC, DOCX
- Ads can be designed for an additional fee (please contact [publications@nia.org](mailto:publications@nia.org) for pricing)
- To receive the multi-issue discount, ads must run in consecutive issues with no changes.
- Ads must be pre-paid. We accept PayPal ([treasurer@nia.org](mailto:treasurer@nia.org)) or checks payable to the NIA.
- Ads must meet all postal regulations that govern publications mailed at Non-Profit Standard Mail postage rate.

### **Full Page (8" x 10")**

1 issue.....	\$100	<b>\$80</b>
2 issues .....	\$189	<b>\$150</b>
3 issues .....	\$278	<b>\$222</b>
4 issues (year).....	\$362	<b>\$290</b>

### **Half Page (8" x 4.5")**

1 issue.....	\$55	<b>\$44</b>
2 issues .....	\$101	<b>\$80</b>
3 issues .....	\$147	<b>\$117</b>
4 issues (year).....	\$193	<b>\$154</b>

### **Quarter Page (4.5" x 3.9")**

1 issue.....	\$30	<b>\$24</b>
2 issues .....	\$53	<b>\$42</b>
3 issues .....	\$76	<b>\$60</b>
4 issues (year).....	\$99	<b>\$79</b>

### **Eighth Page (3.9" x 2.1")**

1 issue.....	\$20	<b>\$16</b>
2 issues .....	\$35	<b>\$28</b>
3 issues .....	\$50	<b>\$40</b>
4 issues (year).....	\$65	<b>\$52</b>

### **Sixteenth Page (2.2" x 1.8")**

1 issue.....	\$15	<b>\$12</b>
2 issues .....	\$27	<b>\$22</b>
3 issues .....	\$39	<b>\$31</b>
4 issues .....	\$51	<b>\$41</b>

#### **To place an ad, contact:**

Christian Willis, Editor  
[publications@nia.org](mailto:publications@nia.org)  
 (949) 338-1404  
 P.O. Box 2797  
 Parker, CO 80134

Prices valid in 2019 and are subject to change thereafter.



# 51st Annual NIA National Show

Logan, Utah • June 12-14, 2020



*Join Us for the First Ever National in Beautiful Utah!*

## Cache County Fairgrounds Event Center

450 South 500 West • Logan, UT 84321

### Show Times:

- Friday, June 12th (NIA Members Only) 8:00 am–4:00 pm
- Saturday, June 13th (open to public) 9:00 am–4:00 pm
- Sunday, June 14th (open to public) 9:00 am–2:00 pm

For more information, visit:

[http://www.nia.org/shows/2020\\_national/](http://www.nia.org/shows/2020_national/)

### Proudly Presented by Your Show Hosts:

Don & Jeanne Briel

(435) 753-5786

Don.Briel@comcast.net

Arnold & Linda Smith

(801) 829-3383

smithlrh@hotmail.com





# Pre Show Activities:

Wednesday, June 10, 2020

Bus trip to Golden Spike National Monument, Northrup Grumman (Thiokol) Rocket Garden, & Bear River Bird Refuge Visitors Center

Thursday, June 11, 2020

Bus trip to Salt Lake City's Historic Temple Square and/or City Creek Mall



***Our Host Hotel is the Marriott SpringHill Suites***

## Enjoy the Local Area:

- American West Heritage Center (a working farm that depicts life in the early West): <http://awhc.org>
- Historic Logan Tabernacle tours and concerts
- Numerous antique shops
- Dozens of restaurants
- Stokes Nature Center in Logan Canyon: <http://logannature.org/>
- Wind Caves and other hiking in Logan Canyon: <http://loghiking.com/>
- Public pool and water slide across the street from the fairgrounds
- Park and small zoo on the south side of the fairgrounds
- Numerous fishing streams and reservoirs
- Cache Valley is about halfway between 5 national parks to the south with Teton and Yellowstone National Parks to the north.



For a long list of other attractions, visit:

[http://www.nia.org/shows/2020\\_national/](http://www.nia.org/shows/2020_national/)



## NEW FOR 2019

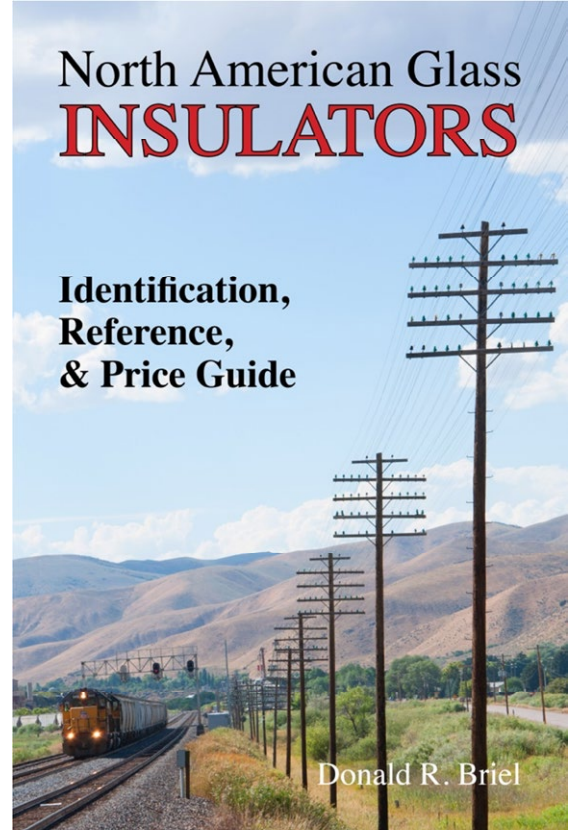
### North American Glass Insulators – Identification, Reference, & Price Guide

- Several New CDs & CD Changes
- Numerous New Index Listings
- Numerous Added Color Listings
- Unverified Questionable Listings Removed
- New and Updated Appendices
- Updated Prices
- 14,500+ listings
- 388 pages – 6” x 9”
- Spiral Bound

**Paper Edition -- \$49 ppd\* in the U.S.**

**Paper Edition w/ Price Guide Browser  
\$79 ppd\* in the U.S.**

**\* For delivery outside of the U.S. please contact Don Briel at [Don.Briel@comcast.net](mailto:Don.Briel@comcast.net) or call (435) 753-5786 for current shipping cost and ordering instructions**



### Price Guide Browser by Bill Meier

Access Price Guide information on your phone or computer where you can look up prices and see the drawings with a few simple mouse clicks (*The Price Guide Browser is delivered via internet download*)

Browse by CD Number	HEMINGRAY CD Drawings
<div style="display: flex; justify-content: space-between;"> <div style="width: 60%;"> <p>H.B.R. H.G.CO. H.G.W. HAMILTON HARLOE HAWLEY HEMINGRAY</p> <p>JEFFREY MFG.CO. JOHNSON &amp; WATSON JUMBO</p> </div> <div style="width: 35%; text-align: right;"> <p>View CD Drawings</p> <p>CD</p> <p>100.6 102 106 107 112.4 113</p> </div> </div>	<p>CD 100 to 144: Side wire groove; Single petticoat</p>

Visit: [www.PriceGuideBrowser.com](http://www.PriceGuideBrowser.com) for a full demo

To order, visit: [www.InsulatorPriceGuide.com](http://www.InsulatorPriceGuide.com) or send check or money order to:

**Donald R. Briel**

P. O. Box 188 • Providence, Utah 84332

Contact: [Don.Briel@comcast.net](mailto:Don.Briel@comcast.net) or (435) 753-5786





## National Insulator Association Scholarship Fund

**Attention young insulator collectors-  
this scholarship is for you!**

Money for college \$1000/\$500 up to \$2000

Write a 300 word essay telling us how to spread the word about the hobby.

Go to <http://www.nia.org/scholarship>



Submission deadline is March 1

The Scholarship Application and Application Guide is available at:

<http://www.nia.org/scholarship/>



## RAILRODIANA COLLECTORS ASSOCIATION, INC. ("RCAI")

*America's Largest Organization Devoted to the Collection and Preservation of Railroad Artifacts*

◆ Meet friends and fellow collectors dedicated to preserving artifacts of rail transportation history for future generations.

◆ Find out about upcoming events and learn more about the almost infinite landscape of railroad collecting, from lanterns, to keys and locks, china, menus, and more!

◆ Membership includes our lavishly illustrated, full-color quarterly magazine, *The Railroadiana Express*, free-to-members advertising, and access to the membership directory.



To learn more about RCAI, to become a member, or download a recent issue of *The Railroadiana Express*, visit our website at:

[www.railroadcollectors.org](http://www.railroadcollectors.org)

## ALL INSULATORS Crown Jewels of the Wire

The official magazine for insulator collectors since 1969



Spring 2019

March - April - May

For 50 years **Crown Jewels of the Wire** has been the leading publication for glass and porcelain insulator hobby news, history, articles with columns devoted to worldwide insulators, show reports, in-depth research articles, meeting announcements, photos and other insulator information. There is something for everyone who enjoys insulators!

Starting with the March 2019 edition, Crown Jewels has become a full-sized, 8.5" x 11", full color magazine that will be published quarterly.



### Subscription options:

Subscription is for one year (4 issues), Subscription starts at next mailing date.

**Print:** \$40 US, \$45 Canada, \$60 Overseas

**Electronic:** \$30

**Print & Electronic:** \$60 US, \$65 Canada, \$80 Overseas

For more information and to subscribe/renew online:

<https://allinsulators.com/magazine/>

### NIA members discount!

All NIA Members get a \$3 discount when subscribing or renewing.

If paying by mail, just include the coupon you received with your NIA membership and make check out for \$3 less. If renewing/subscribing online, email [shaun@allinsulators.com](mailto:shaun@allinsulators.com) for directions.



### Pay by check:

Make Checks Payable to:

Hemingray Glass Co.

Mail to:

Hemingray Glass Co

PO Box 210145

Auburn Hills, MI 48321





# NIA AFFILIATED CLUBS

THE FOLLOWING CLUBS ARE CURRENT MEMBERS OF THE NIA



**Central Florida Insulator Club**  
Jacque Linscott Barnes  
3557 Nicklaus Drive  
Titusville, FL 32780-5356  
321-480-1800  
[bluebellwt@aol.com](mailto:bluebellwt@aol.com)



**Insulator Collectors On the Net**  
Bill Meier  
103 Canterbury Court  
Carlisle, MA 01741-1860  
978-369-0208  
[icon@clubs.insulators.info](mailto:icon@clubs.insulators.info)



**Chesapeake Bay Insulator Club**  
Larry Novak  
12604 Eldrid Court  
Silver Spring, MD 20904  
301-680-8910  
[cbic@clubs.insulators.info](mailto:cbic@clubs.insulators.info)



**Lone Star Insulator Club**  
Chris Renaudo  
15707 Brookforest Dr.  
Houston, TX 77059  
[lsic@clubs.insulators.info](mailto:lsic@clubs.insulators.info)



**Greater Chicago Insulator Club**  
Bob Stahr  
360 S. Kenilworth Ave.  
Glen Ellyn, IL 60137  
630-793-5345  
[gctic@clubs.insulators.info](mailto:gctic@clubs.insulators.info)



**Missouri Valley Insulator Club**  
Darryl Wagner  
14615 NW Skyview Ave  
Smithville, MO 64089  
816-719-0801  
[mvic@clubs.insulators.info](mailto:mvic@clubs.insulators.info)



**Huron Valley Bottle & Insulator Club**  
Rod Krupka  
2641 Echo Lane  
Ortonville, MI 48462  
248-627-6351  
[rod.krupka@yahoo.com](mailto:rod.krupka@yahoo.com)



**Western Reserve Insulator Club**  
John Hovanec  
13009 Ridge Road  
North Royalton, OH 44133  
440-237-2242  
[wric@clubs.insulators.info](mailto:wric@clubs.insulators.info)





# NIA MEMBERSHIP & RENEWAL FORM

Prospective members may join the NIA at any time; however, the "membership year" begins on January 1<sup>st</sup> and ends on December 31<sup>st</sup>. New memberships issued within three months of the beginning of the new membership year (October – December) will be good for the following calendar year. New members are entitled to all membership privileges immediately upon acceptance by the NIA. **If you are joining the NIA during the months of January through September, your membership will expire on December 31<sup>st</sup> of this Calendar year.**

Submit payment (**Payable to the "NIA" in U.S. funds**) to:

**Andrew Gibson**  
5997 Springwater Rd.  
Dansville, NY 14437-9772  
[membership@nia.org](mailto:membership@nia.org)

**Check class of membership:**  
\_\_\_\_\_ Regular Membership.....**\$25.00**  
\_\_\_\_\_ Junior Membership (under 18)...**\$5.00**  
\_\_\_\_\_ Club or Organization..... **\$50.00**

**Check years of Payment:**  
Single year\_\_\_\_  
Multi-year\_\_\_\_

**Please Print Legibly**

Or renew online at: <http://nia.org/membership/>

Name\_\_\_\_\_ **Additional Family Members residing in the same household at no additional cost.**  
NIA # (if renewal)\_\_\_\_\_  
Address\_\_\_\_\_  
City\_\_\_\_\_  
State/Province\_\_\_\_\_  
Zip/Postal Code\_\_\_\_\_ (+4)\_\_\_\_\_  
Country (if not U.S.)\_\_\_\_\_  
Telephone Number\_\_\_\_\_  
E-Mail Address\_\_\_\_\_

(e.g.: spouse, minor children or dependents)  
**Name** **NIA #(if renewal)**  
1 \_\_\_\_\_  
2 \_\_\_\_\_  
3 \_\_\_\_\_  
4 \_\_\_\_\_  
5 \_\_\_\_\_

I would like to receive Drip Points in the following format.....Paper\_\_\_\_\_ Electronic\_\_\_\_\_  
(Check only one, an e-mail address is required for electronic)

Referred by: \_\_\_\_\_ NIA # \_\_\_\_\_

Signed \_\_\_\_\_ Date \_\_\_\_\_ Amount Enclosed \$ \_\_\_\_\_

## NIA MEMBERSHIP BENEFITS

Revised February 11, 2019

- Connect to a worldwide network of over 1000 insulator collectors sharing information, history and the latest news on insulator collecting.
  - Receive electronic notification of upcoming events and current activity in your region of the country through the quarterly electronic distribution of the Drip Points Magazine (Also available in printed form).
  - Receive members only access to an enormous digital library of insulator catalogs, patents and insulator manufacturer history.
  - Find and meet other NIA members in your area for mentorship, visit & share collections and swap stories in person or on the NIA Facebook page.
  - Receive guaranteed early exclusive access to NIA National Shows to display, buy and sell insulators.
  - Compete for National Awards and Recognition for your displays, research and contributions to the hobby.
  - Start your own insulator reference library with the "NIA Resource Page", "Fake and Altered Insulators" and "What is an Insulator?"
  - Advertise your hobby passion through your complimentary NIA Decal, Membership Bars, Membership Card and free ad in Drip Points.
  - Use your membership to run for the National Insulator Association Board of Directors to shape the future of the hobby.
  - Contribute to a National Scholarship Program and financial support for NIA Show Hosts in your local area.
  - Continue membership to sustain these benefits and help raise the next generation of insulator collectors through your knowledge & engagement.
- Note: The NIA Member Handbook is available on the NIA website ( [www.nia.org/membership/index.htm](http://www.nia.org/membership/index.htm) ).  
Hard copies of the Handbook are available upon request to the NIA Membership Director (membership@nia.org).





# MERCHANDISE

SHOW YOUR SUPPORT WITH CLOTHING, BADGES & MORE



### Embroidered Logo T-Shirts

Hanes Adult T-Shirt, Embroidered logo on front

**Colors:** Smoke, Smoky Graphite, Sky Blue, Electric Blue, Aqua, Dark Cobalt, Lt Brown Amber, Med Amber, Rootbeer Amber, Lt Olive Green, 7 Up Green, Dark Olive Green, Yellow, Golden Amber, Oxblood, Deep Red Amber

**Price:** \$17 (S-XL) \$20 (2X-3X)

Color(s): \_\_\_\_\_ Size: \_\_\_\_\_ Qty: \_\_\_\_\_

### Shirt Sizing Chart

S	32-34	XL	44-46
M	36-38	2X	48-50
L	40-42	3X	52-54

**Special Orders:** If you don't see a size or color that you'd like, contact us for availability and price.



**Gildan Adult T-Shirt** – Small logo on front, large logo on back



### Screen Printed T-Shirts

**Colors:** Smoke, Smoky Graphite, Steel Blue, Peacock Blue, Dark Cobalt, Lt Brown Amber, Med Amber, Olive Amber, Rootbeer Amber, Apple Green, 7-Up Green, Olive Green, Yellow, Golden Amber, Flashed Amber, Oxblood

**Price:** \$17 (S-XL) \$20 (2X-3X)

Color(s): \_\_\_\_\_ Size: \_\_\_\_\_ Qty: \_\_\_\_\_



### Button Down Shirt

Port Authority SanMar Blend, embroidered logo on front

**Colors:** Dark Smoke, Aqua, Cobalt, Lt Brown Amber, Yellow, Flashed Amber

**Price:**  
Short Sleeve: \$32 (S-XL) \$34 (2X)  
Long Sleeve: \$34 (S-XL) \$36 (2X)

Short or Long Sleeve: \_\_\_\_\_

Color(s): \_\_\_\_\_ Size: \_\_\_\_\_ Qty: \_\_\_\_\_



### Hooded Sweatshirt

Gildan Adult Full-Zip Hooded Sweatshirt, embroidered logo on front

**Colors:** Medium Smoke, Cobalt

**Price:** \$32 (S-XL) \$36 (2X)

Color(s): \_\_\_\_\_ Size: \_\_\_\_\_ Qty: \_\_\_\_\_



### Denim Button Down Shirt

Sierra Pacific, Short or Long Sleeve

**Color:** Aqua

**Price:**  
Short Sleeve: \$33 (S-XL) \$36 (2X-3X)  
Long Sleeve: \$36 (S-XL) \$39 (2X-3X)

Short or Long Sleeve: \_\_\_\_\_ Size: \_\_\_\_\_ Qty: \_\_\_\_\_



### Crew Neck Sweatshirt

Gildan Adult Crewneck Sweatshirt, Screen print with small logo on front & large logo on back

**Color:** Smoke  
**Price:** \$29 (S-XL) \$33 (2X)

Size: \_\_\_\_\_ Qty: \_\_\_\_\_





**Un-Structured**

**Embroidered Caps**

**Colors (Un-Structured):**

Smoke, Dark Smoke, Aqua, Cobalt, Lt Brown Amber, 7 Up Green, Olive Green, Yellow, Gold Amber, Flashed Amber, Pink, Oxblood

**Colors (Structured with Mesh):**

Khaki-Brown, Royal-White, Kelly-White, Red-White, Heather-Gray-Black, Royal, Cardinal, Gray-Charcoal-Black, White-Royal, Khaki-White



**Structured with Mesh**

**Price:** \$15.00    **Cap Type:** \_\_\_\_\_    **Color(s):** \_\_\_\_\_    **Qty:** \_\_\_\_\_

**1 Insulator Caliper**

Measures up to 7"  
Plastic will not scratch insulators  
Long outside & short inside jaws  
**Price:** \$18    **Qty:** \_\_\_\_\_



**2 20 oz. Copper-Lined Stainless Steel Tumbler**

Yeti-like Stainless tumbler keeps drinks cold or hot for hours!  
One color imprint (blue)  
**Price:** \$25    **Qty:** \_\_\_\_\_

**3 16 oz. Travel Tumbler**

4 color imprint  
**Price:** \$14    **Qty:** \_\_\_\_\_

**4 NIA Collector's Patch**

2 3/4" x 3 3/4" embroidered patch  
**Price:** \$4    **Qty:** \_\_\_\_\_

**5 NIA Window Decal (Color)**

For outside car window - 4 1/4 x 5 3/4  
**Price:** \$7    **Qty:** \_\_\_\_\_

**6 NIA Window Decal (White)**

For outside car window - 5 1/2 x 6 3/4  
**Price:** \$10    **Qty:** \_\_\_\_\_

**7 NIA Name Badge**

Engraved; beveled edges;  
Magnetic back  
**Price:** \$12

**8 Badge Bar**

NIA or Club position, Club Bars,  
Show Bars, Awards or Custom Bars  
**Price:** \$4

**7 Name Badge Engraving Information:**

Name \_\_\_\_\_ NIA# \_\_\_\_\_ City \_\_\_\_\_ State \_\_\_\_\_  
Name \_\_\_\_\_ NIA# \_\_\_\_\_ City \_\_\_\_\_ State \_\_\_\_\_  
Name \_\_\_\_\_ NIA# \_\_\_\_\_ City \_\_\_\_\_ State \_\_\_\_\_

**8 Badge Bar Engraving Information:**

Club Bar \_\_\_\_\_ Qty: \_\_\_\_\_ Line 1 \_\_\_\_\_  
Club Bar \_\_\_\_\_ Qty: \_\_\_\_\_ Line 2 \_\_\_\_\_  
Show Bar \_\_\_\_\_ Year \_\_\_\_\_ Line 1 \_\_\_\_\_  
Show Bar \_\_\_\_\_ Year \_\_\_\_\_ Line 2 \_\_\_\_\_

**Custom Badge Bars:**

**9 Tote Bags**

Sturdy with white screen print NIA logo - Dimensions: 12 1/2" W x 13 1/2" H x 8 1/2" D; 14" handles  
**Colors:** Sapphire, Lt Brown Amber, Cobalt, Oxblood, Black  
**Price:** \$8

**Color(s):** \_\_\_\_\_    **Qty:** \_\_\_\_\_

**Contiguous U.S. Postage Rates:**

- \$8.00 for the first item of clothing, hat, tumbler, tote or caliper & \$3.50 for each additional item in same group.
- Patches & Badge Bars ..... \$0.75 ea.
- Decals & Name Badges ..... \$3.75 ea.
- If patches, badge bars, decals or name badges are ordered with clothing, there is no additional postage for these items.
- For postage outside the Contiguous U.S., please contact us for a quote.

Subtotal: \$ \_\_\_\_\_  
U.S. Postage: \$ \_\_\_\_\_  
**Total Enclosed: \$ \_\_\_\_\_**

Please make check or money order payable in U.S. funds to the National Insulator Association.

Name: \_\_\_\_\_  
Address: \_\_\_\_\_  
City: \_\_\_\_\_ State: \_\_\_\_\_ Zip: \_\_\_\_\_  
Phone: \_\_\_\_\_  
Email: \_\_\_\_\_

**Please send detached, completed form and payment to:**  
Margaret Wagner, 14615 Skyview Ave., Smithville, MO 64089  
(816) 719-0802 • [niaproducts@nia.org](mailto:niaproducts@nia.org)





# NIA DONATION FORM

Name: \_\_\_\_\_ Phone: (\_\_\_\_) \_\_\_\_\_

Address: \_\_\_\_\_

City: \_\_\_\_\_ State: \_\_\_\_\_ Zip: \_\_\_\_\_

E-mail Address: \_\_\_\_\_

- I / we would like to make a gift of \$ \_\_\_\_\_ and my payment is enclosed (see payment section below).
- I / we would like to make a pledge of \$ \_\_\_\_\_ and I would like to pay this on \_\_\_\_\_ (date).
- I / we would like to make a pledge of \$ \_\_\_\_\_ to be paid annually for \_\_\_\_\_ years.
- I / we would like to make a pledge of \$ \_\_\_\_\_ to be paid quarterly / monthly (circle one), starting on \_\_\_\_\_ (date) until pledge is fulfilled.
- I / we would like to make an in-kind donation. Please contact me / us regarding my idea.

Note: NIA Development Committee will send reminders prior to pledge payment date(s).

My/our gift/pledge should be directed to the following areas:

\$ \_\_\_\_\_ Scholarship Fund  
\$ \_\_\_\_\_ Educational Resource Development  
\$ \_\_\_\_\_ National & Regional Show Support  
\$ \_\_\_\_\_ Internet Technology  
\$ \_\_\_\_\_ Undesignated or Other \_\_\_\_\_

My/our gift is in memory of: \_\_\_\_\_

My/our gift is in honor of: \_\_\_\_\_

Please send acknowledgment to: \_\_\_\_\_

\_\_\_\_\_

\_\_\_\_\_ My / our contribution is eligible for a matching gift. Please contact me.

Signature: \_\_\_\_\_ Date: \_\_\_\_\_

## Payment Information

Please mail this form and payment by Check (payable to NIA) or Money Order to:  
NIA Treasurer, Bill Rohde, P. O. Box 28, Colusa, CA 95932

For additional information regarding gifts to the National Insulator Association, Inc, please contact the NIA Development Committee, E-mail address: [donations@nia.org](mailto:donations@nia.org) The National Insulator Association, [www.nia.org](http://www.nia.org), is a 501(c)3 non-profit organization.

Your gift is deductible to the fullest extent of the law.







# DONATE TO THE NIA

A REQUEST FROM THE NIA DEVELOPMENT COMMITTEE

Dear Fellow Collector,

The NIA is a 501(c)(3) nonprofit, and as such gifts may be tax deductible. Gifts of support will help the Association improve existing benefits and services as well as create new benefits and services for members and those collectors who are yet to become members. Your gift will allow the NIA to continue its mission to encourage growth and public awareness of the insulator hobby through collecting, dealing, and educational endeavors. The NIA has identified four areas where donations will help create and enhance programs directed to that mission.

**SCHOLARSHIP FUND:** Currently the NIA grants two scholarships totaling \$2,000.00 each year. Additional funding would guarantee sufficient funds for future years; scholarship grants could be increased; or additional scholarships could be granted each year.

**EDUCATIONAL RESOURCE DEVELOPMENT:** There are projects that have been suggested but haven't been implemented for lack of funding such as the production of classroom video presentations, NIA traveling displays for use by learning facilities such as libraries, schools, and museums, and a Speakers Bureau. These are just a few of the new ideas for greater community awareness of our hobby. The current Oral History recording program and an enlarged supply of Classroom teaching units and materials will be possible with your continued support.

**NATIONAL & REGIONAL SHOW SUPPORT:** The NIA has assumed a financial supportive role intended to assist national show hosts/organizers in reducing their financial risk. With your donations the NIA could increase advertising and promotional reimbursements, could provide all awards at national / regional shows, and could provide financial assistance for regional shows.

**INTERNET TECHNOLOGY:** The desire for instant communication and information retrieval is with us and cannot be denied. For the association and the hobby to continue to grow it must have a strong presence on the Internet and social media. Donations in this area can help redesign the NIA web site, create videos for posting on social media, develop and present "live" shows including interviews, auctions and sales.

Please indicate on the remittance form the area that you would like your donation to be applied. If you choose to apply you donation to more than one area please indicate the dollar amount for each area. Each donation of \$10.00 or more will receive an acknowledgment and thank you letter from the NIA President.

Please detach, copy or scan the remittance form found on the page to the left and return the form along with your check payable to the NIA. Mail to: NIA Treasurer, Bill Rohde, P. O. Box 28, Colusa, CA 95932.

Please help grow the hobby. Please be as generous as you can. Thank you!

**NIA Development Committee**

Darryl Wagner, Chairman

Bill Rohde, Western Region

Tom Katonak, Western Region

John Weber, Central Region

Dario DiMare, Eastern Region

P. S. If you would like to honor someone with your gift, please add that name on the remittance form.



## **NIA Board of Directors**

### ***President***

**Steve Roberts** – NIA #7935  
2404 Mansker Dr.  
Madison, TN 37115  
[president@nia.org](mailto:president@nia.org)

### ***First Past President***

**Don Briel** – NIA #7218  
P.O. Box 188  
Providence, UT 84332  
[1stpastpres@nia.org](mailto:1stpastpres@nia.org)

### ***Western Region VP***

**Mike Doyle** – NIA #5932  
1805 E. Country Court  
Visalia, CA 93292  
[westernvp@nia.org](mailto:westernvp@nia.org)

### ***Central Region VP***

**Darryl Wagner** – NIA #8671  
14615 NW Skyview Ave.  
Smithville, MO 64089  
[centralvp@nia.org](mailto:centralvp@nia.org)

### ***Eastern Region VP***

**Gus Stafford** – NIA #8871  
816 Flintlock Ridge Rd.  
Mechanicsburg, PA 17055  
[easternvp@nia.org](mailto:easternvp@nia.org)

### ***Information Director***

**Christian Willis** – NIA #5185  
P.O. Box 2797  
Parker, CO 80134  
[information@nia.org](mailto:information@nia.org)

### ***Membership Director***

**Andrew Gibson** – NIA #2422  
5997 Springwater Rd.  
Dansville, NY 14437-9772  
[membership@nia.org](mailto:membership@nia.org)

### ***Secretary***

**Walt Baumgardt** – NIA #8007  
2 Dolphann Dr.  
Tonawanda, NY 14150  
[secretary@nia.org](mailto:secretary@nia.org)

### ***Treasurer***

**Bill Rohde** – NIA #1219  
P.O. Box 28  
Colusa, CA 95932  
[treasurer@nia.org](mailto:treasurer@nia.org)

## **NIA Advisors & Committee Chairs**

### ***Authentication & Classification Advisor***

**Paul Greaves** – NIA #2685  
8830 Benton Acre Rd.  
Granite Bay, CA 95746  
[authentication@nia.org](mailto:authentication@nia.org)

### ***Awards & Recognition Chair***

**Gene Hawkins** – NIA #421  
3847 North Prairie St.  
Warsaw, IN 46582  
[awards@nia.org](mailto:awards@nia.org)

### ***Ethics Advisor***

**Daryl Stahler** – NIA #8843  
4622 N. Paseo Pitiquito  
Tucson, AZ 85750  
[ethics@nia.org](mailto:ethics@nia.org)

### ***Historian***

**Rick Soller** – NIA #2958  
4086 Blackstone Ave.  
Gurnee, IL 60031  
[historian@nia.org](mailto:historian@nia.org)

### ***Commemorative Coordinator***

**Carolyn Berry** – NIA #4336  
1010 Wren Court  
Round Rock, TX 78681  
[commemorative@nia.org](mailto:commemorative@nia.org)

### ***Research & Education Advisor***

**Lee Brewer** – NIA #6695  
2940 Airport Rd.  
Chambersburg, PA 17201  
[education@nia.org](mailto:education@nia.org)

### ***Development Committee Chair***

**Darryl Wagner** – NIA #8671  
14615 NW Skyview Ave.  
Smithville, MO 64089  
[donations@nia.org](mailto:donations@nia.org)

### ***Product Manager***

**Margaret Wagner** – NIA #8711  
14615 NW Skyview Ave.  
Smithville, MO 64089  
[niaproducts@nia.org](mailto:niaproducts@nia.org)

### ***Rules & Procedures Advisor***

**Tim Wood** – NIA #1099  
9330 16th St.  
Terrebonne, OR 97760  
[procedures@nia.org](mailto:procedures@nia.org)

### ***Scholarship Committee Chair***

**Jeanne Briel** – NIA #7595  
P.O. Box 188  
Providence, UT 84332  
[scholarship@nia.org](mailto:scholarship@nia.org)

### ***Drip Points Editor***

**Christian Willis** – NIA #5185  
P.O. Box 2797  
Parker, CO 80134  
[publications@nia.org](mailto:publications@nia.org)

### ***Webmaster***

**Bob Berry** – NIA #1203  
1010 Wren Court  
Round Rock, TX 78681  
[webmaster@nia.org](mailto:webmaster@nia.org)

### ***Events Committee Chair***

**Don Briel** – NIA #7218  
P.O. Box 188  
Providence, UT 84332  
[show@nia.org](mailto:show@nia.org)

### ***Special Projects Advisor***

**Michelle Armand** – NIA #9757  
491 Scarey Woods Rd.  
Plaucheville, LA 71362  
[projects@nia.org](mailto:projects@nia.org)

### ***Finance Committee Chair***

**Bill Snell** – NIA #2624  
11427 E. Scarritt Ave.  
Sugar Creek, MO 64054  
[finance@nia.org](mailto:finance@nia.org)

### ***Promotions/Ad Manager***

**Doug Rusher** – NIA #1773  
3370 Chance Ct.  
Helena, MT 59602  
[admanager@nia.org](mailto:admanager@nia.org)




# 2019 FOHBC 50th Anniversary National Antique Bottle Convention

Marriott Augusta  
at the Convention Center



AUGUSTA  
GEORGIA



*Greetings  
from...*

Info:  
**FOHBC.org**

*1-4 August 2019*





National Insulator Association  
10801 N. 24th Ave. Ste. 103  
Phoenix, AZ 85029-4712

## DRIP POINTS Publishing Schedule

Issue	Number	Deadline	Mailing Date
Spring	1	February 10	March 1
Summer	2	May 10	June 1
Fall	3	August 10	September 1
Winter	4	November 10	December 1

[www.nia.org](http://www.nia.org)

[facebook.com/groups/nia.org](https://facebook.com/groups/nia.org)