



# DRIP POINTS

MAGAZINE FOR INSULATOR COLLECTORS

OCTOBER 2020 • VOL. 48, No. 5





**THREADLESS INSULATORS WANTED FOR MY COLLECTION  
& RESEARCH. WILL PAY TOP DOLLAR!**

**COLLECTING INSULATORS SINCE 1967! I AM OLD.**

**DARIO DIMARE**

**318 MAIN STREET, NORTHBOROUGH, MA 01532  
617-306-2420 DARIO@DARIODESIGNS.COM**

# WANTED

## THREADED OR THREADLESS

**BRIAN RIECKER**

**620-779-1741**



# TOP CASH PAID

# Custom Backlit Cabinets

*TAKING ORDERS FOR FALL 2020  
3'X2' TO 6'X14' \$65.00 TO \$130.00 /SF  
100'S OF HAPPY CUSTOMERS IN 14 YEARS!*

BRIAN RIECKER

620-779-1741

BRIAN@DOMEGLASS.COM

# In This Issue *of* DRIP POINTS

## *🏠* NIA Board & Committee Articles *🏠*

President .....	Darryl Wagner .....	5
Directory Committee Chair: Insulator Collectors Directory .....	Nathan Holmes.....	5
Information Director & Drip Points Managing Editor.....	Christian Willis .....	6
Development Committee Chair: NIA Promotion Postcards.....	Bill Rohde .....	6
Research & Education Advisor: Project Red Book Update .....	Lee Brewer.....	7
Special Projects Advisor: Unlisted & Oddity Insulators (Part 1)....	Michelle Armand.....	9-11
Scholarship Committee .....	Tammy Brewer.....	12
Commemorative Coordinator .....	Margaret Wagner.....	12
Central Region VP .....	Chris Hedges.....	14
Membership Director .....	Andrew Gibson.....	15
Western Region VP .....	Roger Ziesak.....	17

## *🏠* Features & Articles *🏠*

Announcing the 2020 NIA Commemorative .....	by Margaret Wagner.....	13
Westinghouse Glass Insulators in Indiana .....	by Rick Soller.....	16
The Color Purple .....	by Gus Stafford.....	18-19
2020 Big Sky Show Report .....	by Doug Rusher & Ron Yuhas .....	20-23
Insulator Spotlight: CD 249 Hemingray No. 0 Provo.....	by Doug Rusher .....	24-29
Grand Canyon Club Show Report .....	by Daryl Stahler .....	30-31
Porterville Show Report .....	by Bob Merzoian.....	32-33
Mechanicsburg Insulator Swap Meet.....	by Gus Stafford.....	34-35
Hunting an Early Telephone Line in Scotland.....	by Jack Nesbit.....	37-41
Collector Threads: Featuring Ron Yuhas.....	by Mike Green.....	42-47
Nisswa Minnesota Show Report.....	by Karen Yennie .....	48-49
2021 National Show Information.....		50-51
Upcoming Shows & Events .....		52

## *🏠* NIA Information & Forms *🏠*


Drip Points Magazine Ad Rates and Specifications .....	58
NIA Donors & Sponsors.....	59
NIA Affiliated Clubs.....	60
NIA Membership Application & Renewal Form .....	61
NIA Merchandise .....	62-63
Make a Donation to the NIA .....	64-65
NIA Contact Information .....	66



## *🏠* About the Cover *🏠*

This issue's cover features a photo of Leslie Donaldson from Colorado, a new collector with her new price guide that she had just gotten from Don Briel; she couldn't wait to start using it at the Big Sky Show. Read more on page 20.

Would you like to have your photo or artwork featured on the cover of Drip Points Magazine? Contact the Editors at [drippoints@nia.org](mailto:drippoints@nia.org).



Established in 1973, the National Insulator Association is a 501(c)(3) charitable nonprofit organization. Visit us on the web at [www.nia.org](http://www.nia.org).

## About Drip Points Magazine

Drip Points Magazine is published bi-monthly to all active members of the National Insulator Association.

A limited quantity of printed back issues (2018 or newer) are available for \$5 each. To order a back issue, purchase ad space or submit other content, please email [drippoints@nia.org](mailto:drippoints@nia.org), call (406) 461-7341, or write to: Christian Willis, P.O. Box 2797, Parker, CO 80134.

## Publishing Schedule

Issue	#	Deadline	Mailing
February	1	Jan. 10	Feb. 1
April	2	Mar. 10	Apr. 1
June	3	May 10	Jun. 1
August	4	Jul. 10	Aug. 1
October	5	Sep. 10	Oct. 1
December	6	Nov. 10	Dec. 1

## What's in a Name?

"Drip Points" is named after the feature seen on many insulators produced from the 1890s through the 1950s. Drip points are the bumpy protrusions around the base of an insulator. Their purpose was to help draw water off of the insulator.

Copyright © 2020 National Insulator Association. All rights reserved. No part of this publication may be reproduced, stored, transmitted, or disseminated in any form or by any means without prior written permission from the National Insulator Association. Magazine designed by Christian Willis.



# NIA PRESIDENT

DARRYL WAGNER ✨ NIA #8671

Greetings Members & Friends,

Hope this issue of Drip Points finds you healthy & safe. With the hurricanes, high inland winds, fires, Covid, etc., I hope that everyone is staying safe and healthy. Not to wish time away, but think that we will all be glad when this year is behind us.

This will be very short as I don't have a lot to say. Hope that everyone is enjoying our first class magazine and want to encourage collectors to send in articles on your collections, research, hunting and other various subjects. Also hope that you are enjoying the new Insulator Collectors Directory. Due to the interest, it has been a great success.

It is very unfortunate that most of our shows have not been able to occur so far this year. Hopefully our circumstances will be changing and we will be able to gather in Springfield in November.

In the meantime, everyone stay safe and healthy! ▲

Sincerely,

*Darryl Wagner*

The new color printed version of the Insulator Collectors Directory is now available! This is the first time the hobby has had a single directory where any insulator collector – regardless of membership or affiliation with any organization – can be included, both in the printed and online version. There were 342 pre-orders, which indicates a great demand for this new directory. We printed almost 400, so we have a limited number remaining for sale. NIA members receive a special discounted price of \$7. If you would like a copy, the printed directories can be ordered from the NIA website ( [www.nia.org](http://www.nia.org) ) – just click the “Printed Hobby Directory” link on the front page or order through NIA Products.

The directory is also the first to be simultaneously available as an online and a printed version. Registrations and basic search functionality on [insulatorcollectors.org](http://insulatorcollectors.org) are already available, and we are currently working on upgrades to bring more advanced functionality to the site soon.

I'm new to the directory committee, so I want to thank the team – Bill & Jill Meier, Darryl Wagner, Bob Berry, and Andrew Gibson – that has already invested hundreds of hours of effort in the success of this project. I'd also like to thank those that made some personal donations to make this initial printed directory a truly outstanding product. Bill & Jill Meier, Bob & Carolyn Berry, and Darryl & Margaret Wagner all contributed towards upgrading the printed version to high quality paper and color printing. In addition, the Meiers and the Berrys sponsored the cost for all non-NIA members to be included in the printed version this year.

I'm certain both the printed and online versions will be invaluable resources for connecting with fellow collectors. If you have any questions or comments about the directory, please send them to [admin@insulatorcollectors.org](mailto:admin@insulatorcollectors.org). ▲

*Nathan Holmes*

NIA DIRECTORY COMMITTEE CHAIRMAN





# NIA INFORMATION DIRECTOR & DRIP POINTS MANAGING EDITOR

CHRISTIAN WILLIS \* NIA #5185

Welcome to the October 2020 issue of Drip Points Magazine! Despite the ongoing challenges caused by COVID-19, we have a lot of great articles & show reports in store for you! I especially loved the photo that Doug Rusher recommended for this issue's cover: not only does it depict our hobby's current challenge, but also how young and enthusiastic collectors like Leslie Donaldson represent our hobby's bright future! As always, I sincerely appreciate everyone's submissions, and the wide range of interests represented here. I think there's something here for everyone. Did we miss something? Let us know, and please send us your content!

There are a couple of things that I wanted to touch on in this issue about Drip Points. The first thing is regarding mailings of Drip Points to those who have chosen the physical subscription to the magazine. I occasionally get contacted by a member who hasn't received their issue of the magazine after a few weeks. Our printer, Modern Litho, prints and mails these directly from their facility in Missouri. Despite our printer's best efforts, some issues do inevitably get lost in the mail system. If that happens, either Andrew or myself can mail you a replacement copy (we always have the printer print extra copies for our archives, back issues and replacements).

I've found that in some cases, the issues do eventually show up after another week or two. I understand it can be frustrating waiting so long for the magazine, but I do thank you for your patience. And just

in case you weren't aware, we also offer a dual digital and physical subscription option for just \$5 more per year (83¢ per issue) with your membership dues! That's something to consider if you want immediate access to the digital copy while you wait for your physical copy.

The second point I wanted to discuss is regarding content submissions. While I do my best to keep content unmodified and as submitted, in several cases we need to shift the arrangement of content for various reasons. Here are the top two causes your content might look different:

- Reducing the size of low resolution photos—Sometimes we need to downsize your images to meet the minimum recommendations for a printed magazine (no less than 150dpi/ppi, which stands for "dots per inch" and "pixels per inch", respectively). Otherwise they turn out pixelated/blurry, which is more apparent in the printed copies.
- Maximizing the space available—The more content we receive, the more creative we need to be with space. The magazine's dimensions, margins, font size, leading (spacing between lines), etc. are almost always different than the content submitted to us, and this results in content that needs to be "massaged" into the magazine's format. Thank you for your flexibility and understanding! ▲

*Christian Willis*

Greetings everyone,

We have a NEW item from the NIA Promotions people. Always looking for ways to get the word out about the NIA, the Board agreed to an idea of a postcard. The card has a brief intro about the NIA and how to access the site to learn more about insulators and our great hobby. (See example below.) Many people sell a lot of insulators to buyers outside the "normal" collector area. EBay? etsy? and others. These

postcards ARE AVAILABLE to people who ship out insulators and who would like to help the NIA spread the word. Just drop a postcard in the box with the insulator. If you would like to help out the NIA getting more collectors to join, PLEASE email me, and I can get some of these cards out to you. [Norcalmud@yahoo.com](mailto:Norcalmud@yahoo.com). ▲

Thanks everyone, *Bill Rohde*

## You're Invited

[www.NIA.org](http://www.NIA.org)

**Did you know** there's a national club for insulator collectors?!

Founded in 1973, the National Insulator Association (NIA) welcomes collectors from around the world to join in the fun ... participate, learn, share, teach, document and more - everything possible about the hobby of collecting insulators!



(over)

## Check out the National Insulator Association (NIA)

Learn about the NIA:



[www.NIA.org](http://www.NIA.org)

Join the NIA:



[www.NIA.org/membership/index.htm](http://www.NIA.org/membership/index.htm)

Donate to the NIA:



[www.NIA.org/donate/index.htm](http://www.NIA.org/donate/index.htm)

**...Or contact our Membership Director:**  
Email: [Membership@NIA.org](mailto:Membership@NIA.org)

The NIA is a non-profit organization for like-minded people in the hobby of collecting insulators of all types.

You can learn about upcoming local and regional shows in your area. There's even a big National Insulator Show & Convention somewhere in the USA every year! Come show your collection, buy, sell, trade, donate to the Kids' Starter Table, meet lots of great fellow-collectors, and more. We hope you will join the fun. We look forward to seeing you soon!

**Already an NIA Member? Then please share this card in YOUR next insulator shipment!**





# PROJECT RED BOOK UPDATE

NIA RESEARCH & EDUCATION ADVISOR \* LEE BREWER \* NIA #6695

Bear with me for some background information for those who need it. Justin Stoudt, Bob Berry and I are working to provide a data bank containing all shop numbers, mold numbers, mold letters and date codes for North American insulators. Why?

Two main reasons:

1. Mr. Collector's wife: Honey, why do you have to have so many Whitall Tatum 154s in purple?

Mr. Collector: They are not the same! Each one has a distinctly different mold mark, and I am collecting a complete set of them.

Well... the above scenario *is* a benefit to collectors desiring a complete set of one type of insulator. The insulator hobby will soon have the same opportunity as coin collectors and their hobby's "Red Book" which is a similar data bank for coins. At present, for example, 2020 quarters are made at four different minting facilities in the US. Each current mint puts its own letter on it to identify where the coin was made (P - Philadelphia, D - Denver, S - San Francisco, W - West Point). Older coins may have even more mint marks on them, and mint marks pretty much drive the coin collecting hobby.

2. To provide previously uncompiled data for those researching the companies and machinery which made insulators. For example, I have already been able to cross reference the same shop numbers on different CDs which has helped to date these insulators.

Other information is sure to come out of hiding with such a data bank available. For example, I have already been able to use shop number knowledge of CREB145s (and have presented the data to hobby specialists for their opinions) to identify Brookfield as a likely manufacturer of a certain type of bottle from the end of the 1800s (Lydia Pinkham's Vegetable Compound).

There are still unexpected items that show up when coding a project like this. For example, a date code is likely universal in appearance from one specific (let's say) Hemingray CD 160 to another so dated Hemingray CD160 (We may find out different!). Mold numbers/letters might be universal in appearance on one family of insulators made by the same machinery. We already know multiple examples of the same shop number exist, ie. there are three different looking SN4s on CREB145 crowns. Therefore we have decided it best if we also have a picture of the numbers/letters and date codes as well. See point 3 below.

It is planned that:

1. All collectors can view available information on the website database. If the user has a mold number/shop number/date code not listed, they can add it to the database.

2. Once a collector adds a record to the database, it will be reviewed by a trusted source (vetted) and verified for accuracy. Vetting will include making sure what the user typed into the webpage is formatted

correctly and what the photo shows is actually what is being added. A second set of eyes is always a good thing!

3. Once an entry is vetted and any corrections made (if necessary), the person verifying the information can make it "go live" for the world to see.

4. Again, an important note is that collectors who want to add data must provide a photo to back up their claim. If they do not, the offered data will not be verifiable.

However, at this point in the project, we could add the information to the database as "needing photo/proof" or delete it.

*- On this point we are open to suggestions.*

There are likely some people reading this who are saying something like, "But I am not good at taking pictures!" I am hoping to be able to add to the website some pointers/techniques that require no special equipment to show it is very easy to take an appropriate picture.


At present I am told I will be able to review the initial project set up during the time of the Springfield, OH, show. ▲

*Lee Brewer*

NIA RESEARCH AND EDUCATION COMMITTEE CHAIRMAN

## WANTED

Unique & Unusual  
Insulator Mounting  
Pins & Brackets




Eucalyptus  
Insulator  
Pins  
Brackets  
Pole Steps

- All types of cast iron, multiple pin brackets
- Home-made pins and mounts
- Manufacturer, wholesaler and distributor catalogs

**LOU HALL**  
**THE "PIN MAN"**

NIA # 7185

363 W. Stuart Ave., Fresno, CA 93704  
(559) 284-4211 e-mail: louhall@pacbell.net





# WANTED



**My Goal is to form a complete collection of CD styles by June of 2021**  
**IF YOU ARE SELLING, PLEASE GIVE ME THE CHANCE TO TOP YOUR HIGHEST OFFER!**

The insulators I need are listed by their CD number in the following columns. Numbers in regular typeface are North American CD's Numbers in **Red** are Foreign CD's

I am currently building displays in my museum and am looking for oddball:


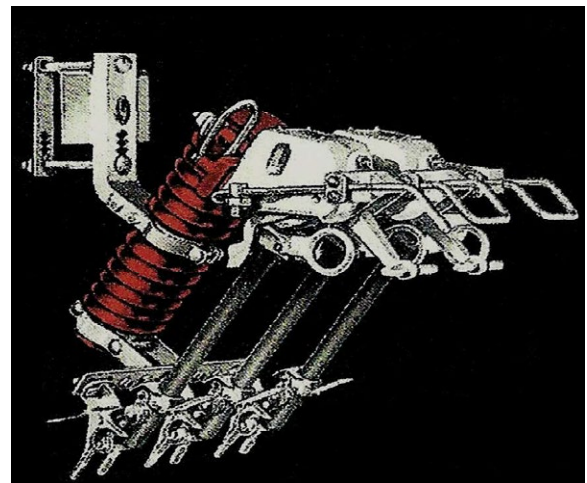


North American	Foreign	Threadless	Odds & Ends
10	334	553	700.4
12	343	563.2	701.5
25	343.5	567.5	723.5
28	350.3	570	724.5
28.5	365	571.7	728.5
29.5	370.3	583	732.4
30	374	586.5	736.3
30.5	377.4	591	738.5
33	377.7	592	740.4
45	378.1	595	784
61	378.4	607	
109.7	379.3	607.5	
136.5	380.1	610.2	
139.8	404	613	
148	404.2	625.5	
181.5	404.5	653.5	
192.1	405.5	656.8	
234.5	414	669.5	
244.5	445.4	669.8	
245-cup	451.5	687.1	
303.5	451.6	692	
313	480		
313.1	533		
	537.4		

Electric Primary Fuse Cutouts (3kv to 69kv)  
 Fuse Links (high Voltage)

Mechanical Clamps (aluminum, brass) for wire & cable


Electric Secondary Fuse Cutouts (L.M type P.S.D.)  
 Mechanical Re-closing Cutouts (L.M. type R.L.O, etc)  
 James R. Kearney Catalogs & Equipment



**FOR CASH CONTACT:**

**Tommy Bolack**  
 3901 Bloomfield Hwy.  
 Farmington, NM 87401  
 (505) 325-7873

**Urgently Wanted:  
 CD1053 D-519 Spools**







# SPECIAL PROJECTS ADVISOR

MICHELLE ARMAND \* NIA #9757

I am excited to share with you the submissions per my request on ICON for insulators that are either not listed in the price guide or those with peculiarities (odddity insulators).

\*Disclaimer: Prior to publishing in Drip Points magazine, the authors/owners/collectors of these insulators featured have reviewed and approved this article as is. This article is composed of views expressed through remittances of individuals in his/her personal capacity and do not reflect the views of the NIA. Anyone wishing to use any of the photos in this article should contact the owner as the copyright is solely that of each individual identified. It should be noted that 'price guide' in these articles refers to the North American Glass Insulators Identification, Reference, & Price Guide by Donald (Don) Briel. Order yours today at [www.InsulatorPriceGuide.com](http://www.InsulatorPriceGuide.com).

**EDITOR'S NOTE:** I was very impressed at the overwhelming response that Michelle received for her request on undocumented & oddity insulators. She received so many responses, in fact, that we simply couldn't fit them all in one issue! So, we are turning this into a series over the next several issues of Drip Points, and my hope is that it will continue as a permanent feature. Thanks to Michelle for gathering all of the information and to everyone who submitted their pieces; stay tuned for Part 2 in the December issue of Drip Points!

**PETE HORNER** writes the following:

Hi. This might be an oddities article in itself. There are a lot of oddity insulators made at Millville, NJ. Whitall Tatum/Armstrong/Kerr. The flat tops 122, 128, 155, the cobalt splotches are oddities; frosted glass; pyroglazed insulators using the pyro colors from the Pepsi bottles they made at the shop, coin imprints and actual coins inside the glass, after hours shenanigans like my clear 230.2. Richard Wentzel took a picture of two back in 2012. Talk to Richard as he can elaborate on many of the oddities. He has many oddities and is very knowledgeable. Many of the Bob Moss collection sold at catalog sale were one-of-a-kind with the experimental copper applied to them such as the CD 176, the chrome metal top 240.2s from Bob Moss and Richard's CD 238.2. Richard took a beautiful picture of my CD 155.x and posted it on the <https://www.insulators.info/icon/> collector pages on February 2, 2012. That's an oddball. I also have an insulator with a bolt in the dome that fell out of the machine plunging mandrel. It was in the Bob Moss collection and I traded for it. Ian Macky (<https://www.glassian.org/index.html>) has a nice example of air plunged, and other Millville oddities.

Thanks, Peter



CD 230.2 IN CLEAR



CD 155.X

PHOTOS COURTESY OF RICHARD WENTZEL WITH PERMISSION OF PETE HORNER.

# UNLISTED & ODDITY INSULATORS (PART 1)

(CONTINUED)

**JOHN WISE** – I live in rural Oklahoma. The Gayner was given to me by my father. He purchased the insulator from a seller on eBay who I am quite sure did not know what they had.

*Note: Because color was not the focus of this insulator, color adjustments, lighting and clarity have been adjusted for a better view of the embossing. MCA*



PICTURE 1 OF 2: GAYNER 'NO. 90'



PICTURE 2 OF 2: GAYNER 'NO. 90'

**LEWIS HIZER** – Hello. This is a response to your request in the ICON newsletter regarding insulators with noticeable deviations from the price guide descriptions. This CD 1052 spool's exact profile and the fact that it is threaded is not listed as a variant in the price guide, where the diagram shows no threading, and a flat top surface (mine is a very flattened "cone shape" on the top surface.) The cross-section of the bottom surface is also different than the price guide's diagram. However, I have seen some non-threaded samples that exactly match all of the points in the price guide's diagram, so it's not that it is "wrong" per se. Also, the price guide does not list this color (ice green) as a possibility.



PICTURE 1 OF 3: CD 1052



PICTURE 2 OF 3: CD 1052



PICTURE 3 OF 3: CD 1052

# UNLISTED & ODDITY INSULATORS (PART 1)

(CONTINUED)

DAVID SAUCEDO, NIA # 8436 – I have been collecting CD 154 insulators for 20 years with Canadian CD 154 as a focus.

**RIGHT:** Here is a Diamond CD 154 (EIN 060) that is straw with blue swirl and is not listed in the North American Price Guide. The first picture shows the piece I own on the right next to piece owned by a Canadian collector on the left. The blue coloration is even more pronounced on his insulator.



PICTURE 1 OF 2: DIAMOND 154S WITH BLUE SWIRL.



PICTURE 2 OF 2: DIAMOND 154 WITH BLUE SWIRL.

**RIGHT:** This second piece is a Dominion CD 154 in a light olive green (EIN 020) and is not listed in the North American Price Guide.



PICTURE 1 OF 4: DOMINION CD 154 IN LIGHT OLIVE GREEN (EIN 020)



PICTURE 2 OF 4: COMPARISON PHOTO – I HAVE IT PICTURED WITH A LIGHT OLIVE-GREEN MCLAUGHLIN CD 154 WHICH IT SEEMS THE CLOSEST COLOR MATCH.



PICTURE 3 OF 4: COMPARISON PHOTO – PIECE PICTURED WITH A SAGE GREEN.



PICTURE 4 OF 4: COMPARISON PHOTO – PIECE PICTURED WITH A LIGHT SAGE GREEN.

Be on the lookout for Part 2 in the next issue of Drip Points! Do you have an unlisted insulator or oddity? Let us know! [drippoints@nia.org](mailto:drippoints@nia.org)



# NIA SCHOLARSHIP COMMITTEE

TAMMY BREWER ✨ NIA #6696

The scholarship committee continues to discuss ideas to better serve our fellow collectors as well as those who are entering the workforce as linemen or in other careers related to our hobby. We welcome your suggestions. If you will be hosting a show any time in the next year and plan to attend the Mid-Ohio show, please let me know. I recently came home to four boxes of scholarship brochures on my porch, and I would like to get these into your hands so you can distribute them at your shows. We have already received two applications for this

year's scholarships, and we are looking forward to reading many more. Please help spread the word. ▲

See you in Springfield,

*Tammy Brewer*



# COMMEMORATIVE COORDINATOR

MARGARET WAGNER ✨ NIA #8711

Hope that many of you are enjoying the latest addition to the NIA Commemoratives. Any version with slag is always popular and these will be no different. Remember that with slag, there are many variations, some with a little swirl or wisp, to some with more prominent slag. No two are alike for sure. When the solid pours are made, it is a lot of very hot glass, so there are some that are leaners. These differences are what happened when insulators were actually made for use.

thing, be sure to check the NIA website for availability.

As always, thank you for your support of the NIA Commemorative series. ▲

*Margaret Wagner*

Several of the past years are still available, so if you are missing some-

## Eagle Cap Collectibles

### Consign now for our next Auction

Howard Banks  
[www.EaglecapCollectibles.com](http://www.EaglecapCollectibles.com)  
541-761-9456 [hbanks@budget.net](mailto:hbanks@budget.net)

# ANNOUNCING THE 2020 COMMEMORATIVE

"THE SHOW THAT WASN'T – A COVID-19 CASUALTY"

The National Insulator Association 2020 Commemorative Insulator  
51st National Convention • 2020 Logan, UT

At least that is the National that we had hoped for. Given the circumstances this year, the National was canceled, but we felt it was important to continue the Commemorative series and I think you will like this year's insulator. This will be a special addition to your collection as it will be the first ever for a show that wasn't (remember that phrase) and it will have some additional etching on it to commemorate this.



REGULAR



SOLID POUR


## "Milk & Honey" Representing the "Bee Hive" state

Regular - \$40.00 each / ppd  
(\$35 for each additional when shipped with the first)

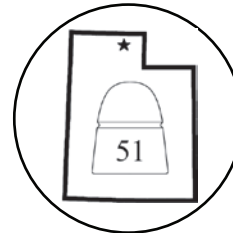
Solid Pour - \$50.00 each / ppd

Note: Solid pours are not plunged. They vary in size and can be crude. They may lean or have flaws. They have no base markings.

Embossed on the base of the commemorative:



Embossed on the dome of the commemorative:



\*\*\*In Addition\*\*\*

This edition will have some additional markings, commemorating the 2020 experience. There will be etching with the following wording:

THE SHOW THAT WASN'T  
A COVID-19 CASUALTY

### History of the National Show Commemoratives: "Collecting Our History"

Being an enthusiastic insulator collector, Frank Miller of Tulsa, Oklahoma went home from the First National Insulator Meet (that's what the "National" show was referred to as in 1970) held in New Castle, Indiana with an idea that collectors should have something by which they could remember the National meets. After months of struggling, he managed to have an insulator mold made. Frank said it was often referred to as "Frank's Last Folly" since he retired from teaching shortly thereafter. He also said it was worth the struggle. The commemorative insulator he designed replicated the early threadless "Pilgrim Hat" (CD 736) and is almost 4 inches high and is 3¼ inches across at the base. Since 1970, the glass commemorative has marked the National show event with new embossing for the location and a new color of glass. In 1979, the project continued on by John & Carol McDougald of Sedona, AZ. John and Carol produced the yearly commemoratives through 2009, at which time they donated the production to the National Insulator Association starting with the 2010 commemorative. Any profits made from the NIA Commemoratives go directly to benefit the National Insulator Association, a 501(c)(3).

To place your order online, please visit:  
<https://www.nia.org/products/commemorative/>  
 We accept PayPal.

Alternately, you can send your order and payment to:  
**Margaret Wagner**  
 14615 Skyview Ave.  
 Smithville, MO 64089  
 (816) 719-0801  
[commemorative@nia.org](mailto:commemorative@nia.org)

Please make checks payable to "NIA".  
 If you have additional questions or live outside the continental United States, please contact me by phone or email prior to your order. Thanks!

# CENTRAL REGION VP

CHRIS HEDGES ✨ NIA #15

Hello everyone, this is Chris Hedges and this is my first post! I am finishing the term of Darryl Wagner as Central VP. First, I am excited to be able to contribute back a small bit to the hobby that has meant so much to me over the years!

Many of my closest friends are in the hobby, some of whom I've known for 40 years or more! Great folks in this hobby, I hope we all appreciate how lucky we are!

I'd like to mention the effect of Covid on the hobby. As we are all aware, many shows since February have been canceled or rescheduled. It's been tough on the collectors and even tougher on the show hosts. The next time you run into a show host, be sure to thank them for all their work and time. Shows are a major component in the hobby and allow us all to establish social relationships with fellow collectors that make our hobby even better!

Unfortunately, the MVIC Border States Antique Mart Show in Lawrence, Kansas, scheduled for September 26th, was canceled. However, the Border States show is on the docket for next September. Also, the

Platte City show is still on the board for early next Spring; look for future information from Show Host Darryl Wagner!

I also wanted to thank all those involved with "Insulator Communications" who have stepped up during the Pandemic and continued to publish, post, advertise and auction! To all those involved with Drip Points, Crown Jewels, ICON and various Facebook Groups, and of course the auctions!

Amazingly entertaining stories, great information and viewing of crazy rare insulators have carried us all through these challenging times! To all involved, Thank You!

I look forward to seeing many of you in Springfield in November! Until next time, Mud is Good! (Sorry could not resist, I love early Porcelain Power Insulators). 🇺🇸

*Chris Hedges*




Insulator earrings. 3 styles, Micky, Insulator, Hemingway. Sterling silver (.925) or 14K gold over sterling silver. \$17 pr 14K solid gold \$45



Insulator pin for 2 piece or display. 1"x6" Water clear \$7 each



Christmas tree ornaments. 3 shown. Clear colors, Red, aqua blue and emerald green. Solid colors grey, blue, green, red, yellow, orange. 3 for \$20



Insulator pin on base with LED 110V \$18



5 pins on bases with LED. 110V \$75



Insulator Man Christmas tree ornament

Many colors available. Please see website. \$7



# MEMBERSHIP DIRECTOR

ANDREW GIBSON \* NIA #2422

It's hard to believe, but it is September as I write this. Summer is coming to a close, kids are getting ready to return to school, and we are taking our daughter around to visit colleges. Even more unbelievable, I haven't gotten to a single insulator show this year. I'm hoping to break that trend by getting to Springfield. A year without shows is hard to take, though I have managed to acquire a number of insulators in other ways. I hope you all are able to continue adding to your collection!

October is just around the corner, and it will be time for me to start sending out membership renewal reminders. The NIA membership year runs from January 1 through December 31, so all memberships must be renewed by January 1 or you risk losing out on receiving Drip Points. Every year towards the start of October, I send out about 1000 renewal reminders. As you might expect, that's a rather expensive undertaking. If people renew now before the renewal reminders come out, you could help the NIA save a significant amount of money! Come February, I send out another significant amount of late renewal reminders. Given the new publication of Drip Points 6 times a year, if you don't renew by that time you will already have missed out on at least one issue!

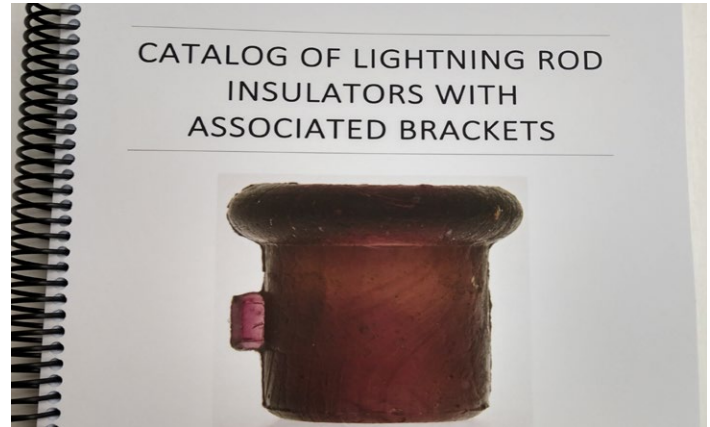
Please give some thought to renewing now before I send the reminders out. And if not, please do renew when you get the reminder. Help support the NIA, and don't miss a single issue of Drip Points! 🐻

*Andrew Gibson*


## CATALOG OF LIGHTNING ROD INSULATORS WITH ASSOCIATED BRACKETS

by Steve Bobb

Introducing to the insulator hobby for the first time, a catalog dedicated to the collecting of lightning rod insulators and associated brackets. This spiral bound catalog is 264 pages in length. It covers every known style LRI Glass and Porcelain. Easy to use actual size design drawings, A catalog LR system, index, with color identification, plus estimated pricing, Glass houses, patents associated with LRI's, advertisement associated with manufacturers, installers, patent owners. Color pictures and much more! Cost is \$ 35.00 per book, plus shipping. Email me at [sbobb1@verizon.net](mailto:sbobb1@verizon.net), message me, or Face Book. For ordering and shipping costs. Shipping costs vary depending where you are located in the US mainland. Extra for shipping to Canada or Overseas



## Insulator Collectors Directory



## Now available, the 2020 printed Insulator Collectors Directory

Sponsored by the National Insulator Association

We are excited to release the 1<sup>st</sup> "Insulator Collectors Directory". Due to the great response we received regarding a directory, this new option has been created for all insulator collectors.

This tool can help you find other collectors in a specific area, find a mentor, find other collectors with specific interests, etc. Both online and printed versions are available for your use.

### Several features are:

- First time any collector could be listed
- First time for online website registration
- First time with online directory version
- First time color inside the directory
- First time collecting interests included
- Additional awards now listed

There were 342 pre-orders and we only printed a limited amount of extra copies. If you did not pre-order, don't delay and go to [www.nia.org](http://www.nia.org) to order on-line, or you can order through NIA Products.

To register and list your online & printed preferences, along with your collecting interests, go to [www.insulatorcollectors.org](http://www.insulatorcollectors.org).

# WESTINGHOUSE GLASS INSULATORS IN INDIANA

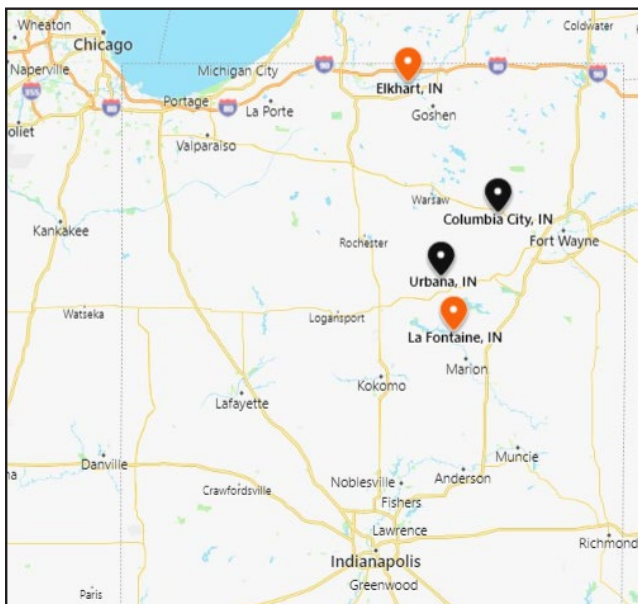
BY DAVE RAMP, NIA #286 ✱ EDITED BY RICK SOLLER, NIA #2958

Years ago, I found a small number of Westinghouse glass insulators in northeast Indiana on United Telephone of Indiana lines in three different exchanges. I was a lineman for UTS of Indiana having started in Feb.1969. At that point we were wrecking out open wire lines by the hundreds as they were being replaced by mostly buried cable. The first Westinghouse I found was in the Urbana Exchange. I hunted those lines heavily and managed to find four more scattered around that small exchange of less than 700 lines.

A year or so later, I was on an emergency call to replace a pole in the Columbia City Exchange that had been broken in a car accident. The foreman sent me down the road to place a "men working" sign and I saw another Westinghouse No. 3 (CD102) like the ones I had found in Urbana. They were the same color, a rather hard to describe sage brownish shade, but a very distinctive color one could spot going down the road at a good pace. This could be the result of the rust on the insulators.

At any rate that was the last of that color until several years later when I found one more along a lane to a farm on a bracket lead in the La Fontaine Exchange. The funny thing was that I spotted it before, and had forgotten about it for some unknown reason. Again, it was the same shade as the others. No doubt made in the same batch, and these all came off the so-called Goodman telephone properties which were purchased by United Utilities many years ago. All these insulators were used on standard party lines of iron wire telephone service.

The next ones I discovered were in the Elkhart Exchange which, at the time, was a General Telephone Co. of Indiana property. I drove up there early on a Sunday morning to hunt insulators, and to check out some Hemingray No. 55's used to dead-end a six-pin lead because RD wire had been used to replace a couple of spans of open wire downed by a tornado a few years earlier. After checking out the job, it looked



LOCATIONS OF EXCHANGES WHERE WESTINGHOUSE INSULATORS WERE FOUND.

like more work than I wanted to do on my day off to get six \$5.00 insulators. I followed the lead back to the city limits where it was being fed by cable. On two spans across the road, a 25' class 10 pole looking very old and ragged held a six-pin arm with very rusted wire with nearly black rust on the insulators, I thought I saw a slight glimmer of blue in the very top of the dome. I stopped to check out the insulators with binoculars, and to my surprise, I saw "ouse" on one of them. I decided I had to climb up there and change out a No.3 (CD 102), and a No. 4 (CD 113) Westinghouse that no one would have noticed with all that blackness. The wire was very, very rusted so I had concerns it might break, so was careful. I used new tie wires to replace the old rusted ones with two replacement insulators and completed the job. That was one off my most valuable finds I ever made, one each of a No. 3 and a No. 4 in true blue. What a day!

In my first collection I had all four Westinghouse insulators in blue, but sold them to Paul Houpt to buy Indian artifacts, probably not a great idea. The No. 2 (CD 162) and No. 6 (CD 134) came from the eastern part of the county, but it was a long time ago. Today I own the No. 2 and No. 6 in light green, although both have cracks at the dome. I guess that glass was prone to cracking. The No. 2 was found in Ft. Wayne, IN, and probably used on secondary power lines. Well that's my story of Westinghouse glass. I hope it was fun to read. ▲



# WESTERN REGION VP

ROGER ZIESAK \* NIA #8919

I was very happy to be able to attend both the Porterville, CA and Helena, MT shows recently. The hosts for both did an amazing job and a big thanks to all of them. The shows were great with good attendance and some fantastic insulators and go-withs to be had. I picked up a few keepers at each show and sales weren't too bad either. It was wonderful meeting old friends and making new ones. Was COVID an issue? Sure, but there were safe ways to deal with it and it looked to me that people were comfortable with how things went. Now I just have to figure out how to get to Springfield.

On another note, I've been on three wildfires in the last five weeks wrapped around the insulator shows. I'm in the fire camp these days so an old duffer like me can still do fires, (I turned 64 on 9/10.) On the last fire there was a burned up power line. Since I'm always thinking about insulators, I got permission to salvage a few of them as I think it's pretty cool to have an insulator from a fire I worked on. I got three of them; two are U-969As and one is an M-2325. All are chocolate pudding brown with a radio treated black top and just by chance I ended up with three manufacturers: Victor, ITE, and Knox. It's in a very rural part of the state and these are definitely replacements so it looks like it was catch-as-catch-can. All three are damaged to some extent but like I say, it's cool to have them.

There are always more insulators out there. Keep looking and don't be too picky. Have fun with it. I do. ▲


*Roger*



**WANTED**  
Embossed LRI's and Colorful Lighting Rod Insulators

Specializing in Otis lighting Rod Insulators

Contact  
Terry Drollinger  
509-830-2809  
[terrymdroll@yahoo.com](mailto:terrymdroll@yahoo.com)





# THE COLOR PURPLE

BY GUS STAFFORD \* NIA #8871 \* EASTERN REGION VP

Let me start off by saying thank you to Arlene Wambold and the Bobbs for hosting the annual insulator show in Claude's honor on 12 June. Everyone who made it had a wonderful time, and Steve Bobb has posted many pictures on ICON. Our next show was in Martinsburg, West Virginia at the B&O Roundhouse on 8 August 2020.

Most people remember their first "purple" insulator. Whether on a pole, on a shelf, or at the bottom of a flea market box or bucket, that first glimpse of purple got the



blood pumping. For many in the Eastern Region, a purple CD 154 Whitall Tatum No 1 was the initial purchase in pursuit of adding some "color" to a sea of clear and aqua glass insulators.

Western Collectors had California, R. Good Jr., and W.G.M. insulators in various shapes and shades to add to the pallet, while our friends in the North had ample supplies of purple ponies, b-hives, and tramps to draw upon.



Purple insulators vary from light pinkish tints to purple blackglass and every shade in between. So what is it that makes these striking colors? A little history and a little chemistry tells the tale.

Manganese is generally accepted as the oldest known glass decolorizer. According to the article "Solarized Glass" in All About Glass on the Museum's website, "Manganese dioxide is believed to have been first used as a decolorizer as early as about the second century B.C." Glass technology books from the 17th century refer to it as the "glassmakers' soap" (they believed it scrubbed the batch clean of color). By the 18th century, glass technologists began to speculate that manganese didn't so much "scrub" the color as balance the green tint caused by impurities in the batch.

Most glass is composed of sand which contains silica, lime and soda particles. If glass were made up of pure silica, it would automatically have a clear appearance. However, the presence of impurities like soda and lime can cause color variations to appear with-

in the glass. In order to produce clear glass, additional decolorizing elements had to be added to offset these impurities.

If the sand used to create glass contained traces of iron, the untreated glass produced would have a yellow appearance. The introduction of pyrolusite (a mineral ore containing manganese) would balance the yellow tint with purple, causing the final glass product to be clear in appearance.



Over time, radiation from the sun causes manganese to oxidize, forming manganese oxide, and in the process, turning the glass purple. The more manganese, and the more ultra violet radiation the darker the purple shade. However, insulators that contains manganese that were not exposed to sunlight, UV light or other forms of radiation (Subway tunnels, mines, factories, or buried in the ground) retained their clear appearance.

The supply of manganese was shut off prior to WWI 1914 as it is a strategic ore used in the production of Iron and Steel. This left the window for the industrial use of Manganese dioxide in clearing glass is 1895 to 1915.

# THE COLOR PURPLE

(CONTINUED)

With improvements in industrial processes, of course, the volume of glass products increased substantially. Automatic bottle machines were developed and their use in the early 20th century began to make manganese a less cost-effective decolorizer. Cost factors tend to drive many changes in glass formulas, with factories always looking for a less expensive alternative to increase profit margins. By the 1920s, selenium was the primary decolorizer, but manganese was still used for some glasses, according to primary sources from the time.



NUKED SELENIUM INSULATOR

Clear glass that was originally decolorized by using selenium as the active ingredient instead of manganese (the use of selenium was particularly prevalent in the 1920s and 1930s and later) may turn strange shades of “burnt amber” or “smoky dull dark brown” under irradiation, which are colors virtually unknown in the production of the original glass product. Insulator collectors can recognize this color as the “nuked” version sometimes encountered in auctions or antique stores.

In addition to purple insulators found in America, there is an even wider variety available overseas. If you add in radio strains, you can make a complete collection of this purple passion.

When collecting purple glass insulators, it always best to stay informed on the most common alterations made by radiation or heating. The NIA Web Site has a great section on Altered Insulators that covers these topics in detail. ▲



FOREIGN PURPLE INSULATORS



WESTERN PURPLE INSULATORS



EASTERN PURPLE INSULATORS



SOUTHERN PURPLE INSULATORS



RADIO STRAIN PURPLE INSULATORS

# 2020 BIG SKY SHOW REPORT

BY RON YUHAS AND DOUG RUSHER



## 2020 BIG SKY SHOW

HELENA MONTANA

BY RON YUHAS AND DOUG RUSHER



I would like to thank everyone that made the Montana Big Sky Insulator Show such a great success. We had collectors from New York, Arizona, Utah, Oregon, Washington, California, and across Montana. There were some great choices on dealer tables ranging from \$1.00 to \$12,000. We also had a great assortment of non insulator items including fruit jars, bottles, and railroad items. I talked to many dealers that had excellent sales and I had one of my best ever small show sales. It was really nice to see numerous new faces and younger people interested in insulators and having a good time. In regard to those planning future shows we took a number of steps required by our State. Notices about mask usage and social distancing were posted on the inside and outside of the building. We supplied water and pop in open tubs with ice so they could be picked up without touching another. We had wide aisles and roll up garage doors open in the building. No food was served but it seems people could work around that. We advised everyone to use their own best judgment to stay safe. Thanks, Ron Yuhas

Well, even Covid couldn't keep the Collectors and Dealers away this year. We couldn't remember when we had a better show, it was truly an out-of-the-park show, even though we limited the amount of tables and had the 6 foot social distancing in place. I think everyone had a great show and sales were through the roof—many rare insulators changed hands, and even a few rare ones walked in off the streets and found new homes. I want to thank Ken Willick and Mike Malanowski for coming all the way from New York and Lou Hall and Mike Doyle drove up from California. A big thanks to Bill and Kat Rhode for coming, and quite a few others from Colorado, Oregon and South Dakota, not to mention all the Montana folks. I also wanted to thank as always Eric Zimmerman for hauling tables and chairs for us, and Don and Jeannie Briel, Ken Willick and Mike Malanowski, Justin Martin and Jay Bernasek for all the help on packing everything up and getting it cleaned up. What a great group of folks. Thanks Again, Doug Rusher



SHOW HOSTS DOUG RUSHER & RON YUHAS



MID NORRIS WITH A NEW KEEPER



NO SHOW WOULD BE COMPLETE WITHOUT OUR BUD JUSTIN MARTIN



OUR GREAT FRIEND AND WESTERN REGION VP  
ROGER ZIESAK WITH HIS NEW KEEPER THAT WALKED IN

# 2020 BIG SKY SHOW REPORT

(CONTINUED)



KEN WILICK FROM NEW YORK



MIKE DOYLE PAST WESTERN REGIONAL NIA V.P.



LOU HALL SIGNING FOLKS UP FOR THE 52ND NIA NATIONAL  
AT FARMINGTON, NM JULY 2-JULY 4, 2021



LOTS OF GREAT INSULATORS FOR SALE AND TRADE



OUR GREAT FRIENDS DON & JEANNE BRIEL



MIKE HAD LOTS OF ACTION AT HIS TABLE

# 2020 BIG SKY SHOW REPORT

(CONTINUED)



LOTS OF SALES GOING ON, HEY WATCH THAT RILEY ARMSTRONG CHARACTER!



A BEAUTIFUL CD 151 NATCO FOUND A NEW HOME



GREAT GLASS



LOTS OF SIGNS



ONE OF MY FAVORITE PICS – BILL RHODE SHOWING LESLIE HOW TO FIND ITEMS IN HER NEW PRICE GUIDE



THE DONALDSONS FROM COLORADO TALKING WITH ROGER

# 2020 BIG SKY SHOW REPORT

(CONTINUED)



A CD 724 BASE EMBOSSED CHESTER AND A CD 130.1 BOTH IN COBALT WERE FOR SALE



CD 724 CHESTER SHOWING THE EMBOSHING



A SUPER RARE M-4338 I THINK VICTOR MARKED



MIKE MALANOWSKI AND OUR RIGHT HAND HELPER ERIC ZIMMERMAN



ROGER'S CD 126 BLOBTOP THAT WALKED IN; THESE WERE USED HERE IN MONTANA



JAY BERNASEK'S HAWLEY HELMET WHICH IS FOR SALE



THE OUTSTANDING CD 130.1 IN THE SUN, WHICH IS FOR SALE AS WELL. WOW!!!!

# INSULATOR SPOTLIGHT

CD 249 HEMINGRAY No. 0 PROVO TYPE



## INSULATOR SPOTLIGHT



## CD 249 HEMINGRAY 0 PROVO



# INSULATOR SPOTLIGHT

## CD 249 HEMINGRAY No. 0 PROVO TYPE (CONTINUED)

The CD 249 0 Provo is the largest of the non-experimental Provo styles of insulators that Hemingray produced. It was designed and patented by V.G. Converse April 25th 1899. All CD 249's are embossed on the front of the skirt HEMINGRAY and back of skirt No 0, PROVO TYPE/PATENTED APRIL 25 1899. many 0 Provo's were used on a line that ran in PA. It ran from South of Youngwood PA to a substation south of Arona PA around 30 miles in length, the line carried 66 K.V. which is just about what the 0 Provo was rated for.



CD 249 0 PROVO POPPED TOP




# INSULATOR SPOTLIGHT

CD 249 HEMINGRAY No. 0 PROVO TYPE (CONTINUED)



# INSULATOR SPOTLIGHT

CD 249 HEMINGRAY No. 0 PROVO TYPE (CONTINUED)



"Provo" Insulator.

In the insulator shown in the accompanying illustration the pin is surrounded by an insulating sleeve, which affords considerable additional insulation to the total, inasmuch as it keeps the pin dry and clean. This sleeve, however, is adapted only



INSULATOR

for a treated wooden pin, since with a pin of metal or other conducting material a high-tension current would bridge the space between the sleeve and pin.

Insulators of this construction have been in service on the Missouri River Power Company's transmission system a sufficient length of time to prove them to be satisfactory and reliable, and they are recommended by the manufacturer, the Hemingray Glass Co., Covington, Ky., for pressures ranging from 55,000 to 60,000 volts.

These insulators are 6½ in. high and 8½ in. diameter, and weigh 8 lb. 4 oz. each.

## No. 0 Provo Ads

Note the ad below has a porcelain sleeve for Provo Insulator

### No. 0 PROVO TYPE.

Four petticoats. Guarantee, 50,000 volts. Weight, per piece, 8¼ pounds. Height, 6½ inches; diameter, 8½ inches. Weight, per 1000 packed, 11,120 lbs. Packed 18 in a barrel.

Trade No.	Code Word.
1790	Price each.....\$1.00

### PORCELAIN SLEEVE FOR PROVO INSULATOR.


This Sleeve is to be used in connection with No. 0 Provo Insulator for 50,000 volts, and is intended to slip over special "treated" pin. Specifications covering pins furnished upon application. Sleeve weighs 4 pounds each. Weight per 1,000 packed, 5,375 pounds. Packed 32 in a barrel.

Trade No.	Code Word.
1791	Price per 1,000 .....\$500.00

# INSULATOR SPOTLIGHT

CD 249 HEMINGRAY NO. 0 PROVO TYPE (CONTINUED)

Did the Hemingray 0 Provo use a base? No recorded examples have every been reported to have been found in use, but Hemingray sure advertised it with a CD 310 Muncie or Coolie base, and even one ad has a Porcelain Base for it. Also, Converse's patent shows a base with adapter pins for it. Lots of collectors display their Provos on a Muncie base.



No. 735,212. PATENTED AUG. 4, 1903.  
**V. G. CONVERSE.**  
**INSULATOR.**  
 APPLICATION FILED NOV. 10, 1902.  
 NO MODEL.

WITNESSES  
*Geo. H. Hawley*  
*T. N. Barber*

INVENTOR  
 Vernon G. Converse,  
 by his Attorney  
*Wm. L. Pierce.*

# INSULATOR SPOTLIGHT

CD 249 HEMINGRAY No. 0 PROVO TYPE (CONTINUED)

No. 735,212.

Patented August 4, 1903

UNITED STATES PATENT OFFICE

VERNON G. CONVERSE, OF PITTSBURG, PENNSYLVANIA.  
INSULATOR.

SPECIFICATION forming part of Letters Patent No. 735,212, dated August 4, 1903.  
Application filed November 10, 1902, Serial No. 130,679. (No Model.)

To all whom it may concern:

Be it known that I, VERNON G. CONVERSE, a citizen of the United States, residing at Pittsburg, in the county of Allegheny and State of Pennsylvania, have invented or discovered new and useful Improvements in Insulators, of which the following is a specification.

My invention relates to devices for the support and insulation of electrical conductors, particularly conductors used for transmitting currents of high voltage. I have found that the best form of a high-voltage insulator consists of at least one outwardly extending-flange or petticoat in order to give sufficient distance from the conductor around the insulator to the support, and I have also found that it is advisable to insulate the insulator-support as far as possible, especially by attaining an extra long distance and an extra protection between the line or conductor and the non-insulated or grounded portion of the insulator-support. In the drawings which form a part of this specification, Figure I is a view of my insulator, half in vertical section. Fig. II is a like view of a modified form of my invention. Fig. III is a second modification of the same, and Fig. IV is a section on the line IV IV of Fig. II.

In each of the figures of the drawings 1 represents the top or cap of the insulator, having a series of petticoats or flanges, and is made of some insulating material, preferably glass or porcelain, though other insulating materials may be used. 2 is the section of the insulator which protects the support or pin 3, and is made of insulating material. The top portion of the pin 3 supports the insulator, its bottom portion being fastened to a pole or a cross-arm thereon in the usual manner. The shape or construction of the parts 1 and 2 may be varied provided there is a sufficient distance around the insulator from the conductor to the pin and the pin is sufficiently covered or protected. An insulator embracing these features of parts 1 and 2 thus far described might be satisfactory if made in one piece; but I have found that it is practically an impossibility in the present state of the art of insulator manufacture to shape or preserve the shape of the insulator throughout the various stages of its construction when it is as large as required for very high voltages.

Referring to Fig. I, the bottom of the section 1 and the top of the section 2 are provided with screw-threaded holes 4 and 5, respectively, which receive the threaded ends of the connecting-pin 6. The sections 1 and 2 are separated from each other by the washer 7, which may be of felt or other material. The washer is to prevent friction between said sections. The pin 6 may be of insulating material or not. In fact, metal may be used if very great strength is required. The pins 3 and 6 do not engage each other, but are separated by the partition 8, which prevents any possible arcing of the current from the conductor 9, which lies in the slot 10 of the section 1, to the top of the pin 3 and between the sections 1 and 2. Where the voltage is not too high, the partitions 8 may be omitted.

Referring to Figs. II and IV, it will be seen that section 1 is substantially like the corresponding section in Fig. I. Section 2 has instead of a screw-threaded hole in its top an annular groove 11 to receive the lower end of a cylindrical support or hollow pin 12, which may be of metal, if desired. The support, pin, or tube 12 has a threaded part 13 cast or made on its upper end to fit the hole 4 in the section 1. The lower end of the tube or hollow pin 12 is secured in the groove 11 by a filling 14 of sulfur and feldspar or other cement. I prefer to use the washer 7 in this form of my invention.

Referring to Fig. III, the section 1 has instead of the threaded hole 4 the externally threaded shoulder or flange 15, and the section 2 has its upper end threaded externally at 16. The sections 1 and 2 are connected or secured together by the bushing or sleeve 17, which may be considered a hollow pin and is internally treaded, so as to fit the threads on their adjacent ends. The sleeve 17 may be made of fiber or other material having the necessary strength.

It will be seen that the top of the pin 3, which is ordinarily not insulated from the ground, is separated from the conductor 9 by long distance, which is many times greater than if the pin 3 entered the hole 4, according to the usual construction. Where the grounded pin and the conductor are very close together, an intense electrical stress is set up, and in such a case where currents of very high voltage are used leakage will occur over the insulator from the conductor to the pin; but where the pin and the insulator are separated by a long distance the leakage is greatly decreased or entirely stopped.

This invention is not limited to the three forms illustrated, as I know of other modifications which employ the principles thereof. It is applicable to the mounting or the joining of the parts of a built-up insulator such, for example, as is covered by my Patents Nos. 701,847 and 701,848.

Having described my invention, what I claim is--

1. An insulator comprising a pin, a petticoat-section having an opening for the pin, the opening being closed beyond the pin by the material of the section, a petticoat-section of insulating material beyond the first section and in alignment therewith, and a pin connecting said sections.
2. An insulator comprising a pin, a section of insulating material having an opening for the pin, the opening being closed beyond the pin by insulating material, a petticoat-section beyond the first section, and in alignment therewith, and a pin connecting said sections.
3. An insulator having a pin, an insulating-section having two openings separated by material of the section, one of the openings fitted with the pin a second pin having one end in the remaining opening in the section, and a second insulating-section having an opening fitted with the remaining end of the second pin.

Signed at Pittsburg, Pennsylvania, this 4th day of November 1902.

VERNON G. CONVERSE

Witnesses:

A. M. STEEN,  
F. N. BARBER.

I would really like to thank **Bill Meier** for all of the help on this article and for the GREAT photos. The line is now gone, like our Muncie and Coolie lines here in Montana, but at least we have a photo record of this beautiful line! Thanks, Doug ▲



# GRAND CANYON CLUB SHOW

BY DARYL STAHLER ✨ NIA #8843

Jim Harlow hosted the 2nd Annual Grand Canyon State Insulator Club swap meet on August 29th in Mayer Arizona. It was a great success, drawing people from all over Arizona, and our neighboring states of California and New Mexico.

My wife Diane & I traveled from Tucson on Thursday evening and met with Jim and Kent Garland for breakfast the next morning. Afterwards we did a little exploring of two 100 year old mines, one in the town of Mayer, the other in Turkey Creek. Jim pointed out a couple of poles, one still had a side pin attached to it! I think a little further investigation is in order.

After some serious exertion, we ended back at Jim's abode to discuss the next day's events. That evening we had a small get together at Colt BBQ in Prescott Valley with a hand full of people. Food was off the charts, and company was not bad either!!

Driving from our hotel in Prescott Valley early Saturday morning, towards Mayer, the weather looked questionable. Upon arrival at Jim's house, the weather was cool and we did get a couple of sprinkles, but here in Arizona we greet rain with open arms! All of the folks from Tucson and the Great Phoenix area were grateful for the cooler temperatures, as both cities set multiple record highs this year!!

We ended up with about a dozen tables, full of insulators, bottles, signs, and other small collectibles. Sales activity was good, but yours truly did little looking, as I was busy chatting with other collectors and helping with the event!!

A few interesting pieces changed hands including a few wild two tone California signals and a couple of interesting EC&M's. One piece in particular was brought by a well known local collector for show & tell, a Citrine McLaughlin Hoopskirt! Could be a one of a kind.

Last February in Yuma, I hosted an informal infused Vodka tasting at our hotel, and it went over really well. I decided to bring 6 bottles of different flavors and the results were overwhelming, as you can see in the pictures. Looks like we are going to start including Infused Spirit tastings in all of the GCSIC events!

Lunch was served just after the Infused Vodka tasting, three different types of enchiladas, courtesy of Jim Harlow and Dawn Shikany. Susan McMillain, one of the newer collectors that has been making her way around southern Arizona, brought homemade Brownies and cookies.

The event was a huge success, thanks to Jim Harlow, and all of those that showed up to sell, buy, or just chat. Can't wait for the 3rd annual!! 🍷



LOTS OF INTERESTING ITEMS



GOOD TURNOUT AND FUN LOCATION



JIM BAIRD'S TABLE



# GRAND CANYON CLUB SHOW



(CONTINUED)



BEAUTIFUL TWO TONE CALIFORNIAS



VODKA TASTING!



GREAT VARIETY



MORE FINE CALIFORNIA INSULATORS



AWESOME LUNCH



COOL OLD POLE



# PORTERVILLE SHOW

BY BOB MERZOIAN \* NIA #3941

The Merzoian Brothers 21st annual August tailgater was held as scheduled...but it was a down-to-the-wire decision made by show hosts Mark Merzoian, brother Bob, and Dave Brown. Show notices confirming the event were sent out and publicized during early July... with fingers crossed.

August 15th arrived bringing very unusually warm weather. But since the gathering is always held at Mark and his wife Diana's wedding ranch location in Porterville (CA), their huge covered pole barn provided shade and fan cooled air. This brought the temperature down to a reasonably comfortable level. There were no complaints heard or registered.

Because of the current plethora of California lock-down mandates, it was decided by the hosts that the usual breakfast goodies, complete luncheon, and extensive raffle would not be held as some of the attendees had mentioned their health concerns in advance. This did put a damper on the mood a bit, but the collectors adjusted and seemed resolute to have a good experience in spite of the restrictions. Masks were predominant as was hand sanitizer at every table. It was hoped by everyone that next August would see a return to tailgater and show event normalcy.

It was not certain how many would be attending, but fortunately many collectors chose to come...about 40 arrived. Some came from Washington state, Arizona, Colorado, Nevada, and Oregon. Sales were brisk, with everyone queried commenting about how well sales had gone...pent-up insulator desires perhaps? The masks made conversations troublesome, but it was readily apparent that friends were happily reunited and new friendships begun. Attendees stayed well into the afternoon visiting, exchanging stories, and even doing a little glass and mud trading. Overall, this year's Merzoian Brothers' Tailgater was a success, in spite of the current national health concerns and debate. Mark, Bob, and Dave pass along many thanks for those who regularly attend and hope that the show "newbies" will return next year. 🍷



STEVE MARSH AND DAVE BROWN



YOUNG COLLECTOR JASON PRESENTS A VERY UNIQUE AWARD TO MARK AND BOB FOR 20+ YEARS OF PUTTING ON THEIR SHOW! CONGRATULATIONS!



GREAT SHOW LOCATION AT MARK AND DIANA'S HUMMINGBIRD HOLLOW



LOADED SALES TABLE



# PORTERVILLE SHOW

(CONTINUED)



NATHAN LAMKEY AND DAN BERKE



ROB AND CHRISTINE BAUMANN



GREAT VARIETY



PETE FORTIER DOES SOME SHOPPING



MIKE DOYLE AND LOU HALL



GREAT TO BE AT A SHOW!

# MECHANICSBURG INSULATOR SWAP MEET

BY GUS STAFFORD ✨ NIA #8871

## The 5th Annual Mechanicsburg Insulator Swap Meet 12 September 2020

The Mechanicsburg Swap Meet grew out of Claude Wambold's Fall Perkiomenville show that he used to host every year. We picked up the hosting responsibility when Claude scaled back to one show a year. We missed hosting last year due to family issues, and we were very excited to be back open this year – particularly in light of Claude's passing and all of us being cooped up due to COVID 19.

One of the advantages of hosting a swap meet at your house is that you can share your own collection without having to pack it up! Dusting the collection is a big part of swap meet preparation.

We had a light rain at set-up time (8 am), so we huddled in the garage with coffee and donuts for about a half an hour, after which it was dry enough to get set-up. We had 13 tables of insulators with a good selection of telephone, telegraph, power, glass, porcelain, and lightning rod insulators.

We had collectors from New York, New Jersey, Delaware, Maryland, Ohio and Pennsylvania. Walkthrough traffic was light, but everyone who came went home with new insulators.

The potluck featured Sloppy Joes, Deviled Eggs, Beet Eggs, Broccoli Salad, Rice Salad, fresh vegetables, chips, soda. We had Apple Crisp, Brownies and Donuts for desert.

The swap meet took place the same day as Sandy Irons funeral. She and Charlie were in our thoughts throughout the day.

We look forward to seeing everyone again next year! 🍄



# MECHANICSBURG INSULATOR SWAP MEET

(CONTINUED)



# The Insulator Store



**AUCTIONS STARTING  
FALL/WINTER!**

Jim Frustieri & Justin Stoudt  
· Proprietors ·

[www.TheInsulatorStore.com](http://www.TheInsulatorStore.com)

[sales@TheInsulatorStore.com](mailto:sales@TheInsulatorStore.com)

**WE OFFER HUNDREDS OF "BUY IT NOW" LISTINGS, FAST AND PROFESSIONAL SHIPPING AND SECURE CREDIT CARD PAYMENTS THROUGH PAYPAL. VISIT OUR WEBSITE FOR MORE INFO!**

*Glass · Porcelain · Foreign · Domestic · LRI's · LRB's · Hardware · Literature*

Due to CoronaVirus and show cancellations, I am advertising my want-list!

Most of these are 'dream pieces' and I certainly can not afford them all. Damage is ok, if not welcomed, in certain places to help lower cost - I am not a 'mint at any cost' collector.



287.1 Locke - Red-amber



125 Hemingray - Dark purple



162 H.G.Co or Hemi - Yellow



130.1 - Cobalt



162.4 - SDP, Purple swirled



134.4 - Blue aqua

I am a pure collector and any of these pieces will be treasured by me forever. If I can find even one of them it will help balance the loss of so much of our show season.

Please contact me at [david-baron@msn.com](mailto:david-baron@msn.com)

Thank You and hope to see you all soon!

# HUNTING AN EARLY TELEPHONE LINE IN SCOTLAND

BY JACK NESBIT ✱ DRIP POINTS STAFF WRITER

As I write this (30/05/2020), Scotland is still in lockdown due to the coronavirus crisis. By the time this is published I would imagine that the lockdown will be over and I will have been out and written up about some more contemporary hunts and finds!

However, despite the lovely spring weather, no one has been able to get out hunting, so I thought I'd go back in time once again and write about an incredible find in the Scottish highlands a few years ago.

It all started when I was contacted by friend and fellow collector Alex Rice, who sent me a photo he had found on the Internet of a short, ancient looking telegraph pole - seemingly in the middle of a moor - with a single stoneware insulator on top. The photo caption stated "Clearly the remains of an old telephone line to Bendronaig Lodge", and there were even coordinates for the exact location of the pole!

Alex and I were both ecstatic, the insulator pictured on top of the pole was a very rare and early telephone type, flared like a Varley Z but with a spherical head and a top slot. A porcelain one is pictured in W. K. Neal's first book, and a handful of fantastic examples are displayed in a museum in England. We now know that they are Curtoys patent, designed by Charles T. Curtoy around 1870.

# HUNTING AN EARLY TELEPHONE LINE IN SCOTLAND

(CONTINUED)



PHOTO 1 – Curtoys Pattern on an original pole top.

My first thought upon seeing the apparent age of the pole was that this was a leftover section of the West Highland telegraph line, built in 1865 to serve settlements up the wild west coast of Scotland, but it soon became apparent that this was a much smaller private line with a single iron wire – probably built in the 1870s or 80s.

I set out to hunt the line on a warm Saturday in September, after meeting up with my parents who thought this hunt looked like great fun! It was a fairly steep hike up into the hills from the nearby village of Strathcarron. The scenery was fantastic as we neared higher ground, but I kept a constant eye out for any evidence of other poles. I had no idea where this line had started but at least I knew from the photo caption that it ran to Bendronaig hunting lodge, which is now used by hikers as an overnight stop-off.

Soon we were very close to the co-ordinates which I had marked on my map, but I still couldn't see anything. I decided to get to some higher ground to try and scout out the surrounding area, and sure enough, as I reached the top of a small ridge I spotted a pole!



PHOTO 2 – A distant view of the first pole.

I shouted over to my parents, and we all hurried down to it - taking care not to step in any peat bogs on the way. I was amazed to find that the severely weathered pole still had the original insulator intact. I had to stop for a moment; this was a fantastic discovery. It's not every day you stumble upon an early telegraph line almost completely intact running through the middle of nowhere.



PHOTO 3 – The first Curtoys insulator we found, mounted on a very short pole.

What's more, the little stoneware insulator perched atop the pole was the first of its kind to come to light in recent years of collecting. It was quickly rescued, and discovered to be unmarked with a beautiful speckled glaze.

Now we could see more poles heading off towards a high gully, presumably the summit before the ground dropped away into the valley beyond, where Bendronaig lodge was located. Many of the poles were still standing, but some had fallen and one was leaning at a ridiculous angle.

# HUNTING AN EARLY TELEPHONE LINE IN SCOTLAND

(CONTINUED)



PHOTOS 4&5 – Distant poles leading the way to Bendronaig lodge & A fallen pole with a golden coloured Curtoys on top.



The next pole was lying in a small sandy/boggy area and as I walked up to it I noticed that the insulator on top was different in shape to the first one, and it had a clear marking on one side. Jackpot! I knelt down and rolled the pole over to reveal the marking. It read “270 J. Stiff & Sons London”. I was once again completely astonished. Any Stiff and Sons marking is quite scarce. This line had just produced two of the rarest insulators I had ever found within as many poles worth.



PHOTO 6 – J. Stiff & Sons Curtoy

After rescuing the Stiff & Sons insulator, we continued to the next pole. My parents shared my excitement, they had already nicknamed the insulators ‘daleks’.

It was the leaning pole that we reached next, and the insulator had clearly dropped off long ago. However, in the peat bog below the pole I spotted a small stoneware crown poking out above the surface. I had to lay on the ground and reach out to grab the insulator, but it was mint, and different in shape to the first two.



PHOTOS 7&8 – Rescuing a Curtoys insulator from a peat bog!



We carried on towards the summit. Some poles had obviously been down a long time as they were very well hidden. We found a real mix, predominantly the first unmarked type with a few more Stiff & Sons ones. Some had hair line cracks on the inner shed where the forged pole top pin had rusted over the years and expanded.

# HUNTING AN EARLY TELEPHONE LINE IN SCOTLAND

(CONTINUED)



PHOTO 9 – “Stiff & Sons, London” marked insulator found beneath a pole.

Another curious variation was found on the climb up to the summit. It had a much larger head and a very light sandy glaze. On the side it was stamped ‘20’, but had no other markings.



PHOTOS 11&12 – Porcelain and stoneware Cordeaux in situ on original poles.

Once we reached the summit, it was getting on for late afternoon, and time to turn back. The next section of the line was in tantalising view, with two poles heading down into a steep gully where the line had crossed a ravine – and the next pole on the other side lying in the heather. How many more stoneware treasures could be hidden in the peat, waiting to be discovered?

Over the next week, I did some research and found out that the line had started at Attadale House, a little way down the coast from where we had started at Strathcarron on our hunt. Bendronaig lodge was part of the Attadale estate, and the line was contemporary with the original building, around 1880-1890. It must have been a great novelty back then on a hunting trip, to be able to telegraph back to the house for supplies!

We returned to the line the following weekend, and picked up where we had left off at the summit. We followed the line through a high gully and past a small loch, where many of the poles were still standing. We found a couple of beautiful golden coloured Curtoys, and more stoneware Cordeaux. A real surprise came when I found another one of the sandy coloured Curtoys marked ‘20’ on the side, except this one was also stamped ‘Stiff London’. Another great discovery!



PHOTO 10 – Light coloured Curtoys as found on a fallen pole, hidden in heather.

Not every pole had an original Curtoys insulator, some had obviously broken in the early days due to the rough conditions up on the moor, and had been replaced with small double grooved Cordeaux. Indeed, there was a mix of these as well. There were Doulton made ones, bright white European made ones, and even some really early stoneware ones. They were all roughly cemented on to the original Curtoys pins.





# HUNTING AN EARLY TELEPHONE LINE IN SCOTLAND

(CONTINUED)



PHOTO 13 – “Stiff London” marked Curtoys just after being rescued from a very rotten pole.

An old Stiff & Sons advert from about 1900 shows this exact type, so they are later than the original ‘J. Stiff & Sons, London’ pieces. We only found two more sandy ones on the whole line.

After passing the loch, we climbed back up a small rise before the ground dropped away into the large valley. We could now see Bendronaig lodge in the distance. I could also see that the next standing pole had something unusual on top. From a distance it looked a bit like a Varley, but as we got closer I realised that it was something else – a small elusive button topped ‘field pattern’ with a crazy golden/brown Taylor Tunnicliffe glaze. This was another later replacement, and something I had never expected to find in the wild.



PHOTO 16 – Close up of the Taylor Tunnicliffe field pattern insulators.

I am very grateful of Alex’s research. This had been a once in a lifetime hunt, and a truly unique line with a fascinating mix of insulators which had endured years of use in a remote and wild location.



PHOTO 17 - One last unexpected discovery came from the line on a third trip, when we walked a section closer to Attadale house and found a fallen pole with an early large TTC pothead insulator cemented on to the original Curtoys pin!



PHOTOS 14&15 – TTC field pattern in situ on an original pole & Fallen pole with unmarked Curtoys lying below, as found.

The line kept giving as we neared the lodge, even though most of the insulators were broken or long vanished into the ground in pieces. The last find for this day was a second field pattern, with a chocolate brown glaze. Both of the field patterns have the TTC logo and ‘GPO’ stamped on top.

While Alex was unable to hunt the line, I gave him the very best ‘Stiff & Sons, London’ Curtoy, with its original pin.

Thanks, *Jack*

# COLLECTOR THREADS

FEATURING RON YUHAS \* NIA # 1993 \* BY MIKE GREEN

Was it a small bush or a tree? The disagreement lingers to this day. Ron had found a pole with two nice Muncies and came up with the “perfect” plan. All he needed was a willing accomplice and of course Peg was the perfect choice. The pole was already leaning and mostly supported by a “stub” pole next to the original pole. The plan involved throwing a rope up over the crossarm (using a shoe) and with enough leverage pulling it over far enough to grab the jewels. The trick was to control the pole as it leaned so it wouldn’t crash to the ground. To manage this Ron had the rope around a small tree or tiny bush so that Peg could help control the pole as it leaned over. All was going well until the debated growth ripped out of the ground and the pole came crashing down. Somehow amongst the wreckage one Muncie top and one bottom survived. Disagreement on the anchor point lingers still. Peg swears it was a tiny bush while Ron insists it was a much more substantial piece of foliage.

Ron Yuhas came into the world in 1952. He was born and raised in Helena, Montana where he lives still. He grew up in a good household and has fond memories of holidays and family get togethers. Holiday meals were extremely special and often included someone in need of a place with some love and a good meal. Ron parents owned and ran Yuhas Millwork in Helena. They did many types of jobs including the Pella Window franchise which Ron managed. Ron’s Dad was a decent and honest man who never got mad. Ron’s Mom was the bookkeeper at the family business and did a lot of volunteer work. Both parents were very active in the community and were involved with the Shriners.



MOM AND DAD'S 25TH WEDDING ANNIVERSARY



ON THE PROVO LINE TO ELKHORN MOUNTAIN



RON'S 3RD OR 4TH BIRTHDAY



WITH GRANDMA AND GRAMPA

# COLLECTOR THREADS

(CONTINUED)

Ron's first exposure to insulators came with a friend in junior high school. They were fishing together west of Helena near the Northern Pacific railroad and noticed crossarms laying in the brush. They saw different styles and decided to gather them up. Among the finds were American and Star beehives. Ron liked the insulators and decided to hunt for them when he got the chance. While in high school he had a friend with a Willys Jeep. They went hunting east of Helena and found so many insulators that the Jeep was overloaded and swaying side to side! He also began finding Muncie and Coolie insulators while in high school and managed to collect them with the help of a friend. I might also mention that Ron competed on the high school track team and could clear 5'3" in the high jump! If you look at Ron today a vertical leap of say 3 inches seems improbable.

After high school he went to Montana State University in Bozeman where he earned a degree in Microbiology! He also continued collecting and gathered lots more Muncies west of Bozeman and on the line that ran from Butte to Helena. He started attending shows starting with the Missoula Bottle Show where he began learning about the hobby. His first big insulator show was the Enumclaw show in Washington hosted by Andy and Vi Brown. One of his favorite early contacts was Bill Reid out of Spokane who had a very positive influence on Ron. He also met and began traveling to shows with good friend Doug Rusher. They had a ball going to early shows including their first National Show in Reno.

As the years passed Ron, Doug, and other Montana collectors became a fixture in the hobby especially when it came to power pieces. Ron also has fond memories of hunting insulators with his Dad. They would go hunting in the mountains on their Honda Trail 90 motorcycles. He recalls finding Provos with his Dad on one of their motorcycle outings. Getting to and from involved a narrow, rocky section of trail. While returning down the trail Ron's Dad flipped the bike which landed on top of him pinning him to the ground. Ron watched the amusing spectacle from below Laughing the whole time! On another outing they returned to their truck to find the words 23 Provos spelled on the hood of the truck. Turned out another group of collectors had found and stashed 23 Provo insulators and were afraid Ron would find them. Ron and his Dad had walked right by them!



10,000 FEET ON A LINE NORTH OF BIG TIMBER



DAD ON THE ELKHORN PROVO LINE



HUNTING WITH DAD ON THE LINE TO BUTTE

# COLLECTOR THREADS

(CONTINUED)



HEADING OFF TO MONTANA STATE UNIVERSITY



RENO NATIONAL WITH DOUG RUSHER



AWESOME INSULATOR DISPLAY



DAD AND RON BY A PANTERA IN LAS VEGAS



ON THE WAY TO LAS VEGAS FOR A PANTERA SHOW

# COLLECTOR THREADS

(CONTINUED)

After working at the family business for many years Ron decided to open a bar named the Dragon's Lair after a favorite video game. He describes this as one of the most difficult periods of his life. It was a very difficult business to be in and had the constant temptation of alcohol. After five years the stress became too much and it was time to move on.

One thing occurred during that period however that Ron describes as the best thing that ever happened to him. He met the wonderful love of his life Peggy. He met her through a friend and began spending time together including being on a bowling team. Ron jokes that he likes, I mean liked, picking up women at the Bowling Alley. Ron slowly found out that Peg had a sense of humor that led to playing many tricks on each other. Ron recalls one morning waking up in his trailer home to the sound of loud tapping all over the metal roof. He went outside and discovered hoards of birds on the roof pecking like crazy. The incident remained a mystery for years until Peg finally confessed to throwing birdseed all over the roof!


Ron could be a prankster as well. He once explained to Peg that Wall-eye fish got their name because they liked to sit right up against the dam with there eye close to the wall. Peg bought the fable hook, line and sinker and proceeded to tell the story to a bunch of guys down at the American Legion who laughed her out of the room. On another occasion Peg challenged Ron to a game of pool with his treasured old tennis shoes on the chopping block. She said if I win those things go in the trash. Ron confidently accepted the challenge and proceeded to get his butt whipped. Peg proudly told him to take them off and threw them out into the parking lot! LOL Despite all the pranks the two were happily married on February 26, 1997 with friends and family in Las Vegas.



WITH PEG AT A SHOW



RON ENJOYING A SHOW



PANNING FOR GOLD



SEARCHING FOR ARTIFACTS WITH METAL DETECTOR - CUSTER BATTLEFIELD

# COLLECTOR THREADS

(CONTINUED)

Marrying Peg was the best moment of his life. Ron relates that the toughest was losing his Mom and Dad. As an only child he was very close to both parents and misses them terribly. The other tough moment came in 2004 when a large portion of his insulator collection was stolen. It happened shortly after an insulator get together at his home. He and Peg were lured away by someone who said they had a collection for sale. The address was about 200 miles away and when they arrived no such address existed. In the meantime, someone broke into their home and stole over 100 of Ron's best insulators. He and Peg were totally devastated. Pictures from the show a few weeks before revealed a couple of people who didn't belong. An investigation led to a house in Whitefish where some of Ron's pieces were recovered. Once they knew they were caught the thieves threatened to destroy the pieces and basically held them for ransom. Thankfully after a series of negotiations most of the insulators were recovered. That is a very short version of what was a long and brutal ordeal for Ron and Peg. It is a valuable lesson for everyone in the hobby.



CARNAC, DOUG, RON AND JAY HAVING FUN AT THE WESTERN REGIONAL



PEG WITH HER DAUGHTER AND GRANDDAUGHTER AT THE WESTERN REGIONAL

STARRING DOUG DELICIOUS STARRING "BIG POLE" RON

"A WILD ROMP THROUGH MONTANA"

"MONTANA WILL NEVER BE THE SAME" REX REED "I HAVE NO WORDS" ROGER EBERT

A NICE PIECE OF GLASS

FROM THE STUDIO THAT BROUGHT YOU HELGA DOES HELENA CO STARRING BOZEMAN BETTE AND PASSIONATE PEG

DIRECTED BY ORSON SMELLS PRODUCED BY YUHAS TO BE KIDDING ME STUDIO

RATED INAPPROPRIATE FOR ALL AUDIENCES



RON AND PEG AT A SHOW TOGETHER

# COLLECTOR THREADS

(CONTINUED)



PART OF RON'S AMAZING COLLECTION



RON STILL OUT THERE HUNTING

When asked about his favorite pieces Ron mentions two specifically. A beautiful mint set of Cochran Bells he found hunting with his Dad and a Locke 25 he got from Kevin Lawless. He has both pieces to this day. Ron also loves antiques in general and has found some great stuff at garage sales and on eBay. He has found some very nice artifacts metal detecting and even some gold nuggets! He once took part in a search of the Custer battlefield and found several interesting artifacts.

Please join me in thanking Ron and Peg for sharing their story. They have been important members of our hobby for many years and are always a joy to be around. Ron says he likes to use big words to try and frustrate Peg so let me finish like this. Ron and Peg, your amicable and congenial demeanor facilitates harmonious camaraderie and palpable delectation to all you encounter.

Happy Collecting and Power Off 🍷

# NISSWA MINNESOTA SHOW

BY KAREN YENNIE \* NIA # 6295

After 6 months of surprises, quarantines, lock down and canceled events, the North Western Insulator Club held their annual summer event at the home of Colin and Karen Yennie at Nisswa, MN.

August 22 was our lucky day with no rain or storms and no blistering heat. Everyone followed the COVID guidelines for events in Minnesota so masks, social distancing, hand sanitizer and caution were out there and we were so happy to have a great turnout-even seeing some club members that hadn't been able to meet for a few years. The cooperative weather allowed us to spread out all over the Yennie's yard and accommodated everyone.

Members from South Dakota, Wisconsin and all over Minnesota came early and brought a great variety of glass, porcelain and go-withs. Our members from Canada-the Franks-were not able to brave the border crossing but we are hoping for better chances of making that trek next year.

Many, many pieces changed hands and owners. The most remarkable were a CD 133.4 in cornflower blue and a CD 143 no name Canadian in blue purple owned by Tony Belcastro. Their new owner is Gary Senum who was so very happy with his purchases.

Riley Armstrong sold some very nice carnival glass suspensions and took home some Arizona mine insulators. On a bummer note, Riley hit a deer on his way home. It damaged the passenger side mirror and there were scratches but his pickup was able to get all of Riley's finds home safely.

Wayne Duzynski bought a unique hi-voltage sign from Colin. It was in English and Spanish and came from the Verde Valley in Arizona.

An auction was held at noon to raise funds for the club treasury. Most items were donated by members and we got a nice boost for our treasury.

We don't have any meets planned for the rest of 2020 because of risks and unknowns with COVID but will look forward to the 2021 meet in Coon Rapids in late March and an outdoor extravaganza in Bovey MN most likely in May.

Happy hunting, everyone! ▲



FULL SALES TABLE



TONY BELCASTRO AND DAVE FRENCH WHEELING AND DEALING



WAYNE DUZYNSKI BOUGHT THIS SIGN FROM COLIN YENNIE. BILINGUAL SIGN FOR HIGH VOLTAGE FOUND IN VERDE VALLEY AZ



# NISSWA MINNESOTA SHOW

(CONTINUED)



RILEY BROUGHT BATTERY JARS AND OTHER GOODIES



COLIN AUCTIONING WITH WALT T, DARYL L, RILEY A AND JOE B BIDDING.



NICE TURNOUT



RILEY'S TRUCK



WALT TUZINSKI FIND SOME NEW PORCELAIN



WAYNE DUZYNSKI SHOWS MIKE BRAUN HIS TELEGRAPH SHOVEL.  
JOE AND PAM BIERMAIER IN THE BACKGROUND.



Dear Friends and Fellow Insulator Collectors:

As you may know, it is with great disappointment that the 2020 NIA Convention and Show has been cancelled due to COVID-19 Shelter-In-Place requirements. We are all sad about the news of course, and we all owe a big thank you for all of the hard work and careful planning that the show hosts - Don & Jeanne Briel and Arnold & Linda Smith – put in to plan what would have been a great event this month. Hopefully by this time next year, the restrictions will be lifted, therefore...

We – Tommy Bolack and Lou Hall - are deeply honored and pleased to invite you to participate in the 52nd National Insulator Association (NIA) National Convention and Show, July 2 – 4, 2021, in Farmington, New Mexico! We are looking forward to your attendance at the McGee Park Convention Center and we are working diligently to make sure you experience the BIGGEST and BEST National Show yet.

The McGee Park Convention Center facility is a 49,000 square foot air conditioned space that includes an elevated ADA accessible stage. The area includes restrooms and a concession area for close access to food and beverage. The floor plan allows for at least 250 sales tables and 39 exhibit tables. The General Membership Meeting will be held in the same facility and will accommodate seating for 200+ participants. The Sunray Casino is immediately adjacent to the Conference Center and provides additional dining and lounge facilities.

Tours will be available Monday, June 28, 2021 thru Saturday, July 3 for the Bolack Museum of Fish and Wildlife, and the Bolack Electromechanical Museum. Tommy Bolack's insulator collection may be seen by appointment only. Shuttle service will be provided to and from B-Square ranch starting at the McGee Park Convention Center Friday, July 2, and Saturday, July 3. The Awards Banquet will be held in the ballroom of the headquarters hotel (Farmington Courtyard by Marriott), and will feature awards for both years, 2020 and 2021. You're also invited to celebrate the 4<sup>th</sup> of July Sunday evening by watching Tommy Bolack's annual fireworks display from the B Square Ranch.

The Farmington Courtyard by Marriott is located in the southwest part of Farmington, within walking distance of historic downtown and is just 2.2 miles from the airport. The room block will open in August 2020. This hotel has a smoke-free policy. The facility has 121 rooms, 4 suites and includes a fitness center, indoor swimming pool, free high speed internet, and meeting rooms. The Bistro is your food and beverage destination for refreshing breakfast choices in the morning, and a variety of dinner, beer and wine options in the evening. The Bistro also offers specialty beverages made with Starbucks® coffee to help you get a jump on the day. The Patio area faces the river walk along the Animas River. Other services also include complimentary parking and airport shuttle, laundry and dry cleaning services and business center services.

Plan a longer vacation stay with your spouse, family or friends and take in the tourist attractions of this portion of the southwest. Chaco Canyon Cultural Park, Mesa Verde National Park (cliff dwellings), Monument Valley, Four Corners National Monument, the Durango & Silverton Narrow Gauge Railroad, the Farmington Freedom Days Celebration and many other attractions are all within easy driving distance.

Please sign up for your-dealer and/or exhibit table(s), bring your displays you were making for this year, and get ready for a great event. Everything you need to sign up (including some free things!) are on our website [www.nia2021.com](http://www.nia2021.com) and [www.nia.org](http://www.nia.org).

We look forward to seeing you in Farmington, New Mexico – July 2-4, 2021!

*Tommy Bolack*, NIA #3756  
Show Host

*Lou Hall*, NIA #7185  
Show Committee Chairman



## WELCOME

52nd Annual NIA  
Show & Convention  
in Farmington, NM

Friday, July 2 thru  
Sunday, July 4, 2021

Hosted by **Tommy Bolack**

Committee Chairman: Lou Hall



# UPCOMING EVENTS

OCTOBER 2020 – JULY 2021



**IMPORTANT NOTE:** This list was accurate to the best of our knowledge at the time of publishing. Due to uncertainties caused by the Coronavirus / COVID-19, please contact the show host(s) prior to attending any of these shows in case they have been canceled or rescheduled. Thank you.

## OCTOBER 4, 2020 (Sunday) CHELSEA, MICHIGAN

The Huron Valley Bottle and Insulator Club annual show will be held at the Comfort Inn Conference Center located at 1645 Commerce Park Drive, Chelsea, Mi. (just north of the I-94/M53 exit. Hours:9:00 AM to 2:00 PM. Admission is \$3. For more information or sales tables, contact Rod Krupka (248) 627-6351 ([rod.krupka@yahoo.com](mailto:rod.krupka@yahoo.com)) or Mike Bruner at [abbott4girls@sbcglobal.net](mailto:abbott4girls@sbcglobal.net).

## OCTOBER 24, 2020 (Saturday) GARLAND, TEXAS

The Garland Insulator and Collectibles Show will be held Saturday October 24, 2020 at the Springhill Suites by Marriott, 3251 E. George Bush Turnpike, Richardson Texas 75082, (972) 479-0300. Show hours are from 8:00 AM to 4:00 PM with free parking and free admission. Dealer tables are \$35.00 each with setup Friday night from 6:00 PM to 9:00 PM and Saturday morning from 6:00 AM to 8:00 AM. Contact show hosts Gary Fine (972) 414-9085 [gfine102@aol.com](mailto:gfine102@aol.com) or Mike Lyell (214) 681-0244 [mikelyell@verizon.net](mailto:mikelyell@verizon.net) for more information or to reserve a table.

## NOVEMBER 6-8, 2020 (Friday-Sunday) SPRINGFIELD, OHIO

The 50th Mid-Ohio Insulator Show will be held November 6-8 at the Clark County Fairgrounds, 4401 South Charleston Pike, Springfield, Ohio. Exit 59 off I-70. Show hours are Friday 3:00 PM to 6:00 PM, Saturday from 8:00 AM to 5:00 PM, and Sunday from 9:00 AM to closing. Info: CURT BOSTER email: [cboster530@att.net](mailto:cboster530@att.net) or (614) 301-5125 or LOIS BLAIR (740) 852-3148. Additional info at: <http://www.insulators.info/shows/springfield/>

## DECEMBER 4-5, 2020 (Friday-Saturday) TULARE, CALIFORNIA

Date Change!! The 53rd Annual Tulare Insulator and Collectibles Show will be held in Tulare, California this December 4th and 5th, 2020. Over 80 dealer tables are available located in a large auditorium complete with a full-kitchen and plenty of parking spaces. Insulators, bottles, glassware, and much more can be found. Admission is free. Doors open Friday at 9:00 AM and close at 5:00 PM and on Saturday the hours are 9:00 AM to 3:00 PM Come to buy and browse. You won't be disappointed. For further information and location directions or to book a dealer table or two, please contact Bob Merzoian at (559) 359-2826 or [bobmerzoian@mac.com](mailto:bobmerzoian@mac.com).

## FEBRUARY 6, 2021 (Saturday) Yuma, Arizona, USA

Well it's official! The 2021 Grand Canyon State Insulator Club tailgater in Yuma Arizona is on the schedule! It will be held on Feb 6, at Riverside Park (by the Territorial Prison) Officially starting at 9 AM (realistically about 5:30 AM) until 2 PM. This show keeps growing and growing. Last year, there were more than 20 dealers and 35 tables. We will be organizing a dinner Friday night before, followed by an infused Vodka tasting event held in Nathan Smack's honor, supplied by Daryl Stahler. For more information contact Daryl Stahler email: [dwestahler@gmail.com](mailto:dwestahler@gmail.com)



## JULY 2-4, 2021 (Friday-Sunday) FARMINGTON, NEW MEXICO

The National Insulator Association's 52nd Annual Show and Convention will be held in Farmington, New Mexico, at the San Juan County Fairgrounds McGee Park Convention Center, located at #41 CR 5568, Farmington, NM 87401. There will be plenty of dealer table space and exhibitor space plus a multitude of

things to do in the area. The headquarters hotel is the Farmington Court-yard by Marriott. Complete show information including dealer, exhibitor and banquet reservation forms plus hotel reservation directions are now available online at [www.NIA2021.com](http://www.NIA2021.com) or [www.NIA.org](http://www.NIA.org). Your Show Host is TOMMY BOLACK, (505) 325-4275 or (505)325-7873. Contact Show Planning Committee Chairman: LOU HALL, (559) 284-4211, [louhall@pacbell.net](mailto:louhall@pacbell.net).

THE UPCOMING EVENTS LIST APPEARS COURTESY OF:

<https://allinsulators.com>

TO SUBMIT AN UPCOMING INSULATOR SHOW:

[https://allinsulators.com/hobby/shows/submit\\_show/](https://allinsulators.com/hobby/shows/submit_show/)

## WANTED PORCELAIN INSULATORS

ONE PIECE OR A COLLECTION. I AM ALWAYS  
LOOKING FOR BETTER PIECES OR GREAT COLOR  
FOR MY COLLECTION. CASH OR TRADE.

MATT GRAYSON • NIA #387  
[mg3430@gmail.com](mailto:mg3430@gmail.com) • 718-507-5665

If you call, and I don't answer, I am probably traveling.  
Email is always faster



# FREE APPRAISALS

Insulators  
Lighting Rod Ball and Vanes  
What Have You??



WE PAY **TOP CASH** FOR ONE  
*\* Or Whole Collections \**

**CASH UP FRONT - NO CONSIGNMENTS -  
JUST HARD CASH FAST!**



We have been collector / dealers for over 40 years in the hobby.  
We will do about anything to obtain a good piece or collection.  
Pay high prices / Beg / Listen to old stories / Pay finders fees / Travel anywhere  
Even dig dumps - Yes, we have a back hoe!!!!

↓ **- CASH IN NOW -** ↓



**Larry Veneziano**

27 W 115 Vale  
West Chicago, IL 60185

[larryhh@comcast.net](mailto:larryhh@comcast.net)  
708-878-2446



**SAVE THE DATE!**



52nd Annual NIA Show & Convention in Farmington, NM

July 2 - July 4, 2021

**Hosted by Tommy Bolack**

Committee Chairman: Lou Hall

**BIGGER & BETTER  
than the 2014  
National Show!**

Visit: [www.NIA2021.com](http://www.NIA2021.com)  
for event details and to sign up for a FREE\* table!

\*\$30 Table Deposit Returned at the 2021 Show.

# Glass Insulator Collector

# Dan Gauron

**P.O. Box 1721  
Colorado Springs, CO 80901**

**719-492-0181  
Alyeskaco@comcast.net**

**Buy - Sell - Trade**

**NIA #8176**



# 2021 FOHBC National Antique Bottle Show

★  
**SYRACUSE**

FOHBC.org

**NY**



*Friday August 6 & Saturday August 7*  
*Friday August 6th Early Buyers Only*



*On Center  
Convention Center*

***For Information:***

***Jim & Val Berry***  
*jhberry10@yahoo.com*

***Jim Bender***  
*jbender@millservicesinc.com*





## National Insulator Association Scholarship Fund

**Attention young insulator collectors-  
this scholarship is for you!**

Money for college \$1000/\$500 up to \$2000

Write a 300 word essay telling us how to spread the word about the hobby.

Go to <http://www.nia.org/scholarship>



Submission deadline is March 1

The Scholarship Application and Application Guide is available at:

<http://www.nia.org/scholarship/>



## RAILRODIANA COLLECTORS ASSOCIATION, INC. ("RCAI")

*America's Largest Organization Devoted to the Collection and Preservation of Railroad Artifacts*

◆ Meet friends and fellow collectors dedicated to preserving artifacts of rail transportation history for future generations.


◆ Find out about upcoming events and learn more about the almost infinite landscape of railroad collecting, from lanterns, to keys and locks, china, menus, and more!

◆ Membership includes our lavishly illustrated, full-color quarterly magazine, *The Railroadiana Express*, free-to-members advertising, and access to the membership directory.



To learn more about RCAI, to become a member, or download a recent issue of *The Railroadiana Express*, visit our website at:

[www.railroadcollectors.org](http://www.railroadcollectors.org)



# ALL INSULATORS

## Crown Jewels of the Wire

The official magazine for Insulator collectors since 1969




For more than 50 years Crown Jewels of the Wire has been the leading publication for glass and porcelain insulator hobby news, history, articles with columns devoted to worldwide insulators, show reports, in-depth research articles, meeting announcements, photos and other insulator information. There is something for everyone who enjoys insulators!

Being a quarterly publication allows the contributors to create some amazingly rich, well-researched articles. It is like getting a new book on insulators four times a year.

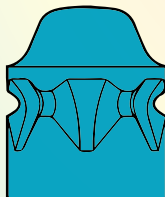
Some of the topics regularly covered are:

- Threadless insulators
- Porcelain insulators
- Insulators from around the world
- North American glass insulators
- Lightning rod insulators
- Research on historic lines
- Hunts and finds
- Upcoming insulator show information



### NIA members discount!

All NIA Members get a \$3 discount when subscribing or renewing. If paying by mail, just include the coupon you received with your NIA membership and make check out for \$3 less. If renewing/subscribing online, email [shaun@allinsulators.com](mailto:shaun@allinsulators.com) for directions.



### Subscription options

Print (USA) .....	\$40
Print (Canada) .....	\$50
Print (Overseas) .....	\$65
Electronic .....	\$30
Print & Electronic (USA) .....	\$60
Print & Electronic (Canada) .....	\$65
Print & Electronic (Overseas) .....	\$80

### Subscribe online

You can subscribe online by credit card or PayPal at: <https://allinsulators.com/magazine/>

### Subscribe by mail

Make checks payable to:  
Hemingray Glass Company  
Send to:  
Hemingray Glass Co  
P.O. Box 210145  
Auburn Hills, MI 48321






## CURRENT (2019) EDITION

### North American Glass Insulators – Identification, Reference, & Price Guide

- New CDs & CD Changes
- New Index Listings
- Added Color Listings
- Unverified Questionable Listings Removed
- New and Updated Appendices
- Updated Prices
- 14,500+ listings
- 388 pages – 6” x 9”
- Spiral Bound



Paper Edition -- \$49 ppd\* in U.S.

Paper Edition w/Price Guide Browser -- \$79 ppd\* in U.S.

\* For delivery outside of the U.S. please contact Don Briel for current shipping cost and payment instructions

Access Price Guide information on your phone or computer Visit: [www.PriceGuideBrowser.com](http://www.PriceGuideBrowser.com) for a demonstration of the Price Guide Browser produced by Bill Meier

To order, visit: [www.InsulatorPriceGuide.com](http://www.InsulatorPriceGuide.com) or mail a check or money order to:

Donald R. Briel

P. O. Box 188 • Providence, Utah 84332  
Contact: [Don.Briel@comcast.net](mailto:Don.Briel@comcast.net) or (435) 753-5786

### CD COLLECTOR & MORE

Please contact me for a copy of my want list

also looking for:

- Mint CD 206 Castle in Green
- M-2795 Gutter Top with Glass Base
- M-2636 Turquoise New Lexington

Spencer Garten  
7087 Saddle Creek Lane  
Sarasota FL 34241

PH 859-351-2617 (Call or Text)  
[Spencer.Garten@gmail.com](mailto:Spencer.Garten@gmail.com)



## WANTED

Looking for a Conductor Clamps like these designed for CD259's or 260's or 252's



Also wanted CHARACTER CABLES the Nastier the Better



Michael Deloia  
Contact info  
Cell 508-922-9713  
Email: [michaeldeloia\\_2@msn.com](mailto:michaeldeloia_2@msn.com)



## FREE NIA MEMBER CLASSIFIEDS

**KERRY LAVENDOSKI:** Seeking dark colored CD736 NYERR damaged or repaired--will also consider aquas with condition issues. [kerilyncottage323@gmail.com](mailto:kerilyncottage323@gmail.com) 864-784-4479

**STEVE GOFF:** Wanted (1 of each only): CD 155 KERR'S DP-1 off clear; CD 155 HEMINGRAY 45 ice-blue; willing to pay \$2 each + shipping. Send for want list. PO Box #7, Charing Cross, Ontario N0P 1G0 Canada.

**BOB BERRY:** Cash paid for worldwide glass and porcelain insulators – looking for unusual single items as well as whole collections. (512)-779-7018 / [pyrex553@aol.com](mailto:pyrex553@aol.com)

**DAVID CAMPBELL:** Looking for Star tramps & cables, California tramps & cables, all EC&M's, all Calif. Elec. Wks. Must be nearly mint or better. Call 971-240-8968. Write 131 5th St., Pacific Grove, CA 93950.

**DID YOU KNOW?** ALL NIA MEMBERS ARE ENTITLED TO A FREE 25-WORD AD EVERY YEAR IN DRIP POINTS. PLEASE CONTACT THE EDITOR OR AD MANAGER TO GET YOUR AD LISTED.

# DRIP POINTS Advertising Information

Help support the NIA's Drip Points by advertising. New rates below include discounts for multiple runs. We now offer classified rates also.

# of Issues	Covers*	Full Page (8" x 10")	1/2 Page (8" x 4.5" or 4.5" x 10")	1/4 Page (4.5" x 3.9" or 8" x 2.1")	1/8 Page (3.9" x 2.1" or 2.2" x 4.5")	1/16 Page (2.2" x 1.8")
1 Issue	\$135	\$90	\$50	\$30	\$18	\$12
2 Issues	\$257	\$171	\$95	\$57	\$34	\$23
3 Issues	\$379	\$252	\$140	\$84	\$50	\$34
4 Issues	\$497	\$331	\$184	\$110	\$66	\$44
5 Issues	\$614	\$410	\$228	\$137	\$82	\$55
6 Issues	\$729	\$486	\$270	\$162	\$97	\$65

\* Back Cover (8.5"x8.5") Inside Back Cover & Inside Front Cover (8.5"x11")

**Classified Ads:**  
10 cents per word, **15 cents per bold word**, \$2.50 min./per Issue

Size: \_\_\_\_\_ #Issues: \_\_\_\_\_ Cost per Issue: \_\_\_\_\_ Total cost: \_\_\_\_\_

Size: \_\_\_\_\_ #Issues: \_\_\_\_\_ Cost per Issue: \_\_\_\_\_ Total cost: \_\_\_\_\_

Size: \_\_\_\_\_ #Issues: \_\_\_\_\_ Cost per Issue: \_\_\_\_\_ Total cost: \_\_\_\_\_

Please supply camera ready artwork; preferred file formats include: PDF, TIF, JPG, DOC, DOCX.

Ads can be designed for an additional fee (please contact Doug Rusher at [admanager@nia.org](mailto:admanager@nia.org)).

To receive the multi-issue discount, ads must run in consecutive issues with no changes.

Ads must be pre-paid. We accept PayPal ([treasurer@nia.org](mailto:treasurer@nia.org)) or checks payable to the NIA.

Ads must meet all postal regulations that govern publications mailed at Non-Profit Standard Mail postage rate.

Name: \_\_\_\_\_

Address: \_\_\_\_\_

City, St, zip: \_\_\_\_\_

Phone: \_\_\_\_\_

Email: \_\_\_\_\_

To place an ad, send form with payment to:

Doug Rusher

3370 Chance Ct.

Helena, MT 59602 [admanager@nia.org](mailto:admanager@nia.org)

## DRIP POINTS Publishing Schedule

Issue	#	Deadline	Mailing
February	1	Jan. 10	Feb. 1
April	2	Mar. 10	Apr. 1
June	3	May 10	Jun. 1
August	4	Jul. 10	Aug. 1
October	5	Sep. 10	Oct. 1
December	6	Nov. 10	Dec. 1



# 2020 DONORS & SPONSORS

THANK YOU FOR YOUR SUPPORT!

The NIA would like to acknowledge this year's Donors & Sponsors of \$50 or more in contributions:

Name	From	Level	Additional Information
Tommy Bolack	New Mexico	Hobby Benefactor	Drip Points Expansion to Bi-Monthly
Anonymous	Colorado	Carnival	
Tim Wood	Oregon	Carnival	
Anonymous	Washington	Emerald	
Anonymous	Utah	Emerald	
Dianne George	Washington	Emerald	Educational
Anonymous	Tennessee	Emerald	
Anonymous	Indiana	Emerald	
Anonymous	Utah	Emerald	
Anonymous	Arizona	Emerald	
Anonymous	Texas	Emerald	
Anonymous	Massachusetts	Emerald	
Anonymous	Michigan	Emerald	
Anonymous	Utah	Emerald	
Anonymous	Washington	Emerald	
Anonymous	Washington	Emerald	
Anonymous	California	Emerald	
Anonymous	New York	Emerald	
Anonymous	New York	Emerald	
Anonymous	California	Emerald	
Darryl Wagner	Missouri	Emerald	
Anonymous	Texas	Green	
Anonymous	New York	Green	
Anonymous	California	Green	
Anonymous	Illinois	Green	
Anonymous	New Mexico	Green	
Anonymous	Utah	Green	
Anonymous	Washington	Green	
Anonymous	Washington	Green	
Anonymous	New York	Green	
Anonymous	California	Green	
Anonymous	Illinois	Green	
Anonymous	Oklahoma	Green	
Anonymous	Illinois	Green	
Anonymous	Colorado	Green	
Anonymous	Montana	Green	

PLEASE NOTE: The list above is compiled from multiple sources and may not be complete. If you have donated this year, but don't see your name (unless you wanted to be anonymous), please contact the Development Committee Chairman. If you are interested in donating to the NIA or would like to become a Sponsor, please see pages 64-65.



# NIA AFFILIATED CLUBS

THE FOLLOWING INSULATOR CLUBS ARE MEMBERS OF THE NIA



**Central Florida Insulator Club**  
Jacque Linscott Barnes  
3557 Nicklaus Drive  
Titusville, FL 32780-5356  
321-480-1800  
[bluebellwt@aol.com](mailto:bluebellwt@aol.com)



**Chesapeake Bay Insulator Club**  
Larry Novak  
12604 Eldrid Court  
Silver Spring, MD 20904  
301-680-8910  
[cbic@clubs.insulators.info](mailto:cbic@clubs.insulators.info)



**Dixie Jewels Insulator Club**  
Bill Haley  
215 McFarland Ave.  
Chattanooga, TN 37405  
423-756-4106  
[djic@clubs.insulators.info](mailto:djic@clubs.insulators.info)



**Greater Chicago Insulator Club**  
Bob Stahr  
360 S. Kenilworth Ave.  
Glen Ellyn, IL 60137  
630-793-5345  
[gcic@clubs.insulators.info](mailto:gcic@clubs.insulators.info)



**Golden State Insulator Club**  
Bob McLaughlin  
2327 E. Goshen Ave.  
Fresno, CA 93720  
559-790-0194  
[rdmclau@comcast.net](mailto:rdmclau@comcast.net)



**Huron Valley Bottle & Insulator Club**  
Rod Krupka  
2641 Echo Lane  
Ortonville, MI 48462  
248-627-6351  
[rod.krupka@yahoo.com](mailto:rod.krupka@yahoo.com)



**Insulator Collectors On the Net**  
Bill Meier  
103 Canterbury Court  
Carlisle, MA 01741-1860  
978-369-0208  
[icon@clubs.insulators.info](mailto:icon@clubs.insulators.info)



**Lone Star Insulator Club**  
Chris Renaudo  
15707 Brookforest Dr.  
Houston, TX 77059  
[lsic@clubs.insulators.info](mailto:lsic@clubs.insulators.info)



**Missouri Valley Insulator Club**  
Darryl Wagner  
14615 NW Skyview Ave  
Smithville, MO 64089  
816-719-0801  
[mvic@clubs.insulators.info](mailto:mvic@clubs.insulators.info)



**North Western Insulator Club**  
Colin Yennie  
504 White Birch CT NW  
Oronoco, MN 55960 2030  
507-289-1095  
[nwic@clubs.insulators.info](mailto:nwic@clubs.insulators.info)



**Triple Ridge Insulator Club**  
Dan Gauron  
P.O. Box 1721  
Colorado Springs, CO 80901  
719-266-0181  
[danielgauron@yahoo.com](mailto:danielgauron@yahoo.com)



**Western Reserve Insulator Club**  
John Hovanec  
13009 Ridge Road  
North Royalton, OH 44133  
440-237-2242  
[wric@clubs.insulators.info](mailto:wric@clubs.insulators.info)



**Yankee Pole Cat Insulator Club**  
Bill & Jill Meier  
103 Canterbury Court  
Carlisle, MA 01741  
978-369-0208  
[ypcic@clubs.insulators.info](mailto:ypcic@clubs.insulators.info)

Do you represent a local insulator club or other related organization? Become an NIA Affiliated Club today! See next page to apply for or renew your membership.



# NIA MEMBERSHIP & RENEWAL FORM

Prospective members may join the NIA at any time; however, the "membership year" begins on January 1<sup>st</sup> and ends on December 31<sup>st</sup>. New memberships issued within three months of the beginning of the new membership year (October – December) will be good for the following calendar year. New members are entitled to all membership privileges immediately upon acceptance by the NIA. **If you are joining the NIA during the months of January through September, your membership will expire on December 31<sup>st</sup> of this Calendar year.**

Submit payment (**Payable to the "NIA" in U.S. funds**) to:

**Andrew Gibson**

5997 Springwater Rd.  
Dansville, NY 14437-9772  
[membership@nia.org](mailto:membership@nia.org)

**Check class of membership:**

- \_\_\_\_\_ Single/Family Membership w/Electronic Drip Points..... **\$30.00**
- \_\_\_\_\_ Single/Family Membership w/Printed Drip Points..... **\$40.00**
- \_\_\_\_\_ Single/Family Membership w/both Electronic & Printed DP... **\$45.00**
- \_\_\_\_\_ Junior Membership (under 18) w/Electronic or Printed DP..... **\$ 5.00**
- \_\_\_\_\_ Club or Organization..... **\$50.00**

**Check years of Payment:**

- Single year \_\_\_\_\_
- Multi-year \_\_\_\_\_

Please Print Legibly

Name \_\_\_\_\_  
 NIA # (if renewal) \_\_\_\_\_  
 Address \_\_\_\_\_  
 City \_\_\_\_\_  
 State/Province \_\_\_\_\_  
 Zip/Postal Code \_\_\_\_\_ (+4) \_\_\_\_\_  
 Country (if not U.S.) \_\_\_\_\_  
 Telephone Number \_\_\_\_\_  
 E-Mail Address \_\_\_\_\_

**Additional Family Members residing in the same household at no additional cost.**

(e.g.: spouse, minor children or dependents)

Name	NIA # (if renewal)
1 _____	_____
2 _____	_____
3 _____	_____
4 _____	_____
5 _____	_____

(An e-mail address is required for electronic version of Drip Points)

Include me in NIA Hobby Directory: On-Line Yes  No  Printed Yes  No

Include my USPS Address in: On-Line Yes  No  Printed Yes  No

Include my Email Address in: On-Line Yes  No  Printed Yes  No

Include my Telephone Number in: On-Line Yes  No  Printed Yes  No

You may pre-purchase the next printed Hobby Directory for \$7.00 ..... Yes

**Fees to be submitted**

Membership Amount: \_\_\_\_\_

Directory Amount.....: \_\_\_\_\_

Donation Amount.....: \_\_\_\_\_

**If it is OK to list you as a donor, check here:**

Signed \_\_\_\_\_ Date \_\_\_\_\_ Total Enclosed \$ \_\_\_\_\_  
 Make Checks Payable to the NIA

## NIA MEMBERSHIP BENEFITS

Revised March 1, 2020

- Connect to a worldwide network of over 1000 insulator collectors sharing information, history and the latest news on insulator collecting.
  - Receive electronic notification of upcoming events and current activity in your region of the country through the bi-monthly electronic distribution of the Drip Points Magazine (Also available in printed form).
  - Receive members only access to an enormous digital library of insulator catalogs, patents and insulator manufacturer history.
  - Find and meet other NIA members in your area for mentorship, visit & share collections and swap stories in person or on the NIA Facebook page.
  - Receive guaranteed early exclusive access to NIA National Shows to display, buy and sell insulators.
  - Compete for National Awards and Recognition for your displays, research and contributions to the hobby.
  - Start your own insulator reference library with the "NIA Resource Page", "Fake and Altered Insulators" and "What is an Insulator?"
  - Advertise your hobby passion through your complimentary NIA Decal, Membership Bars, Membership Card and free ad in Drip Points.
  - Use your membership to run for the National Insulator Association Board of Directors to shape the future of the hobby.
  - Contribute to a National Scholarship Program and financial support for NIA Show Hosts in your local area.
  - Continue membership to sustain these benefits and help raise the next generation of insulator collectors through your knowledge & engagement.
- Note: The NIA Member Handbook is available on the NIA website ( [www.nia.org/membership/index.htm](http://www.nia.org/membership/index.htm) ).  
 Hard copies of the Handbook are available upon request to the NIA Membership Director (membership@nia.org).



# MERCHANDISE

SHOW YOUR SUPPORT WITH CLOTHING, BADGES & MORE



### Embroidered Logo T-Shirts

Hanes Adult T-Shirt, Embroidered logo on front

**Colors:** Smoke, Smoky Graphite, Sky Blue, Electric Blue, Aqua, Dark Cobalt, Lt Brown Amber, Med Amber, Rootbeer Amber, Lt Olive Green, 7 Up Green, Dark Olive Green, Yellow, Golden Amber, Oxblood, Deep Red Amber

**Price:** \$17 (S-XL) \$20 (2X-3X)

Color(s): \_\_\_\_\_ Size: \_\_\_\_\_ Qty: \_\_\_\_\_

Shirt Sizing Chart			
S	32-34	XL	44-46
M	36-38	2X	48-50
L	40-42	3X	52-54

**Special Orders:** If you don't see a size or color that you'd like, contact us for availability and price.



**Gildan Adult T-Shirt** – Small logo on front, large logo on back



### Screen Printed T-Shirts

**Colors:** Smoke, Smoky Graphite, Steel Blue, Peacock Blue, Dark Cobalt, Lt Brown Amber, Med Amber, Olive Amber, Rootbeer Amber, Apple Green, 7-Up Green, Olive Green, Yellow, Golden Amber, Flashed Amber, Oxblood

**Price:** \$17 (S-XL) \$20 (2X-3X)

Color(s): \_\_\_\_\_ Size: \_\_\_\_\_ Qty: \_\_\_\_\_



### Button Down Shirt

Port Authority SanMar Blend, embroidered logo on front

**Colors:** Dark Smoke, Aqua, Cobalt, Lt Brown Amber, Yellow, Flashed Amber

**Price:**  
Short Sleeve: \$32 (S-XL) \$34 (2X)  
Long Sleeve: \$34 (S-XL) \$36 (2X)

Short or Long Sleeve: \_\_\_\_\_

Color(s): \_\_\_\_\_ Size: \_\_\_\_\_ Qty: \_\_\_\_\_



### Hooded Sweatshirt

Gildan Adult Full-Zip Hooded Sweatshirt, embroidered logo on front

**Colors:** Medium Smoke, Cobalt

**Price:** \$32 (S-XL) \$36 (2X)

Color(s): \_\_\_\_\_ Size: \_\_\_\_\_ Qty: \_\_\_\_\_



### Denim Button Down Shirt

Sierra Pacific, Short or Long Sleeve

**Color:** Aqua

**Price:**  
Short Sleeve: \$33 (S-XL) \$36 (2X-3X)  
Long Sleeve: \$36 (S-XL) \$39 (2X-3X)

Short or Long Sleeve: \_\_\_\_\_ Size: \_\_\_\_\_ Qty: \_\_\_\_\_



### Crew Neck Sweatshirt

Gildan Adult Crewneck Sweatshirt, Screen print with small logo on front & large logo on back

**Color:** Smoke  
**Price:** \$29 (S-XL) \$33 (2X)

Size: \_\_\_\_\_ Qty: \_\_\_\_\_



**Un-Structured**

**Embroidered Caps**

**Colors (Un-Structured):**

Smoke, Dark Smoke, Aqua, Cobalt, Lt Brown Amber, 7 Up Green, Olive Green, Yellow, Gold Amber, Flashed Amber, Pink, Oxblood

**Colors (Structured with Mesh):**

Khaki-Brown, Royal-White, Kelly-White, Red-White, Heather-Gray-Black, Royal, Cardinal, Gray-Charcoal-Black, White-Royal, Khaki-White




**Structured with Mesh**

Price: \$15.00 Cap Type: \_\_\_\_\_ Color(s): \_\_\_\_\_ Qty: \_\_\_\_\_

**1 Insulator Caliper**

Measures up to 7"  
Plastic will not scratch insulators  
Long outside & short inside jaws  
Price: \$18 Qty: \_\_\_\_\_



**2 20 oz. Copper-Lined Stainless Steel Tumbler**

Yeti-like Stainless tumbler keeps drinks cold or hot for hours!  
One color imprint (blue)  
Price: \$25 Qty: \_\_\_\_\_



**3 16 oz. Travel Tumbler**

4 color imprint  
Price: \$14 Qty: \_\_\_\_\_

**4 NIA Collector's Patch**

2 3/4" x 3 3/4" embroidered patch  
Price: \$4 Qty: \_\_\_\_\_

**5 NIA Window Decal (Color)**

For outside car window - 4 1/4 x 5 3/4  
Price: \$7 Qty: \_\_\_\_\_

**6 NIA Window Decal (White)**

For outside car window - 5 1/2 x 6 3/4  
Price: \$10 Qty: \_\_\_\_\_



**7 NIA Challenge Coin**

2019; 50 Years of Meets & Shows; 2 sided  
Price: \$10

**8 NIA Hat/Lapel Pin**

Price: \$7

**9 NIA Name Badge** Engraved; beveled edges; Magnetic back Price: \$12

Name Badge Engraving Information:

Name \_\_\_\_\_ NIA# \_\_\_\_\_ City \_\_\_\_\_ State \_\_\_\_\_  
Name \_\_\_\_\_ NIA# \_\_\_\_\_ City \_\_\_\_\_ State \_\_\_\_\_  
Name \_\_\_\_\_ NIA# \_\_\_\_\_ City \_\_\_\_\_ State \_\_\_\_\_

**10 Badge Bar** NIA or Club position, Club Bars, Show Bars, Awards or Custom Bars Price: \$4

Badge Bar Engraving Information:

Club Bar \_\_\_\_\_ Qty: \_\_\_\_\_ Line 1 \_\_\_\_\_  
Show Bar \_\_\_\_\_ Year \_\_\_\_\_ Line 2 \_\_\_\_\_



**Tote Bags**

Sturdy with white screen print NIA logo - Dimensions: 12 1/2" W x 13 1/2" H x 8 1/2" D; 14" handles

Colors: Sapphire, Light Brown Amber, Cobalt, Oxblood, Black

Price: \$8

Color(s): \_\_\_\_\_ Qty: \_\_\_\_\_

**Contiguous U.S. Postage Rates:**

- \$8.00 for the first item of clothing, hat, tumbler, tote or caliper & \$3.50 for each additional item in same group.
- Patches & Badge Bars ..... \$0.75 ea.
- Decals, Name Badges, Hat Pins, Challenge Coins..... \$3.75 ea.
- If patches, badge bars, decals, name badges, hat pins & challenge coins are ordered with clothing, there is no additional postage for these items.
- For postage outside the Contiguous U.S., please contact us for a quote.

Subtotal: \$ \_\_\_\_\_  
U.S. Postage: \$ \_\_\_\_\_  
**Total Enclosed: \$ \_\_\_\_\_**

Please make check or money order payable in U.S. funds to the National Insulator Association.

Name: \_\_\_\_\_  
Address: \_\_\_\_\_  
City: \_\_\_\_\_ State: \_\_\_\_\_ Zip: \_\_\_\_\_  
Phone: \_\_\_\_\_  
Email: \_\_\_\_\_

**Please send detached, completed form and payment to:**  
Margaret Wagner, 14615 Skyview Ave., Smithville, MO 64089  
(816) 719-0802 • [niaproducts@nia.org](mailto:niaproducts@nia.org)



# NIA Donation Form

Name: \_\_\_\_\_ Date: \_\_\_\_\_  
 Address: \_\_\_\_\_ Phone: \_\_\_\_\_  
 City: \_\_\_\_\_ State: \_\_\_\_\_ Zip: \_\_\_\_\_  
 Email Address: \_\_\_\_\_

**Sponsorship Program:** Sponsor an Insulator Manufacturer at the levels in the chart below or pick your favorite Insulator Manufacturer or favorite Embossing. Sponsorships on the chart are unlimited, unless someone chooses to double the donation amount and that will make it "Exclusive" for that calendar year. All Individual Manufacturers or Embossing's are "Exclusive" for the calendar year received and can be chosen for a donation of \$100.00. If you pick a Manufacture or Embossing that has previously been sponsored, you will be notified to choose another.

Donation Amount	Manufacturer for Each Level (circle choice)			Your Donation
	Glass	Porcelain	Threadless	
\$ 50.00	McLaughlin	Lapp	McMicking	\$ _____
\$100.00	California	Pittsburgh	Lefferts	\$ _____
\$150.00	Dominion	Ohio Brass	Mulford & Biddle	\$ _____
\$200.00	Brookfield	Thomas	Chester	\$ _____
\$250.00	Hemingray	Fred Locke	Tillotson	\$ _____

Your preferred Manufacture or Embossing: \_\_\_\_\_ \$100.00 donation

**Standard Donation Program:** If you would prefer to make a gift or donation for the general fund or directed to a specific area, you can do so at the level of your choice.

Amount of Donation		Donation Level	Donation Area (circle one)
\$ 0.00 -	\$ 49.99	Aqua	Scholarship Fund
\$ 50.00 -	\$ 99.99	Green	
\$ 100.00 -	\$ 249.99	Emerald	Educational Development
\$ 250.00 -	\$ 499.99	Carnival	
\$ 500.00 -	\$ 999.99	Amber	National & Regional Shows
\$ 1,000.00 -	\$ 2,499.99	Peacock	
\$ 2,500.00 -	\$ 4,999.99	Purple	Internet Technology
\$ 5,000.00 -	\$ 9,999.99	Cobalt	
\$ 10,000.00+		Hobby Benefactor	General Fund

Other Donation area: \_\_\_\_\_ Amount \$ \_\_\_\_\_

**Amount Enclosed:** \_\_\_\_\_ **Signature:** \_\_\_\_\_ **Date:** \_\_\_\_\_

Additional Information: \_\_\_\_\_ **If it is OK to list you as a donor, check here:**

All donors will be listed on the NIA website and any donors of \$50.00 or more will be listed in Drip Points

To say "Thank You" for your support, donors can receive the following: Choose or Decline

Donations of \$100+ can choose an NIA hat Color: \_\_\_\_\_  
 \$150+ can choose an NIA hat or NIA T-shirt Color/Size: \_\_\_\_\_  
 \$200+ can choose an NIA hat & NIA T-shirt Color/Size: \_\_\_\_\_  
 \$250+ can choose an NIA Button Down or Denim shirt Color/Size: \_\_\_\_\_

Please mail form and payment (payable to NIA) to: NIA Treasurer, Bill Rohde, P.O. Box 28, Colusa, CA 95932

For additional information regarding gifts to the National Insulator Association, Inc., please contact the NIA Development Committee, E-mail address: [donations@nia.org](mailto:donations@nia.org). Your gift is deductible, to the fullest extent of the law. The National Insulator Association. [www.nia.org](http://www.nia.org) is a 501©3 non-profit organization.







# DONATE TO THE NIA

A REQUEST FROM THE NIA DEVELOPMENT COMMITTEE

*Thank you for your support of the NIA!*

Dear Fellow Collector,

The NIA is a 501(c)3 nonprofit organization and as such, gifts may be tax deductible. Gifts of support will help the Association improve existing benefits and services as well as create new benefits and services for members and those collectors who are yet to become members. Your gift will allow the NIA to continue its mission to encourage growth and public awareness of the insulator hobby through collecting, dealing and educational endeavors.

**SPONSORSHIP PROGRAM:** You can sponsor an Insulator Manufacturer or your favorite Embossing by donating at different levels. Sponsorships are for each calendar year. See the donation form for more information.

The NIA has identified four areas where donations will help create and enhance programs directed to that mission.

**SCHOLARSHIP FUND:** Currently the NIA can grant up to two scholarships totaling \$2,000.00 each year. Additional funding would give additional funds for future years; scholarship grants could be increased; or additional scholarships could be granted each year.

**EDUCATIONAL RESOURCE DEVELOPMENT:** There are projects that have been suggested but haven't been implemented for lack of funding such as the production of classroom video presentations, NIA traveling displays for use by learning facilities such as libraries, schools, museums and a Speakers Bureau. These are just a few of the new ideas for greater community awareness of our hobby.

**NATIONAL & REGIONAL SHOW SUPPORT:** The NIA has assumed a financial supportive role intended to assist National Show Hosts/Organizers in reducing their financial risk. With your donations the NIA could possibly increase advertising and promotional reimbursements, possibly provide all awards at National/Regional Shows and possibly provide financial assistance for Regional Shows.

**INTERNET TECHNOLOGY:** The desire for instant communication and information retrieval is with us and cannot be denied. For the association and the hobby to continue to grow it must have a strong presence on the Internet and social media. Donations in this area can help redesign the NIA web site, create videos for posting on social media, develop and present "live" shows including interviews, auctions and sales.

Please indicate on the remittance form the area that you would like your donation to be applied. If you choose to donate to more than one area, please indicate the dollar amount for each area. Each donation of \$10.00 or more will receive an acknowledgment and thank you letter from the NIA President. Every donor will be listed on the NIA website and any donors of \$50.00 or more will be listed in Drip Points. At certain levels, you may also choose a "Thank You" gift from the NIA. See the remittance form.

Please submit the completed remittance form along with payment (payable to the NIA) to: NIA Treasurer, Bill Rohde, P.O. Box 28, Colusa, CA 95932.

Your assistance in helping to sustain and grow the hobby is greatly appreciated. **Thank you!**

**NIA Development Committee**

Bill Rohde, Chairman & Treasurer

Bill Snell, Member at Large

Tom Katonak, Western Region

John Weber, Central Region

Dario DiMare, Eastern Region

## **NIA Board of Directors**

### ***President***

**Darryl Wagner** – NIA #8671  
14615 NW Skyview Ave.  
Smithville, MO 64089  
[president@nia.org](mailto:president@nia.org)

### ***First Past President***

**Steve Roberts** – NIA #7935  
2404 Mansker Dr.  
Madison, TN 37115  
[Istpastpres@nia.org](mailto:Istpastpres@nia.org)

### ***Western Region VP***

**Roger Ziesak** – NIA #8919  
8865 Grouse Dr.  
Missoula, MT 59808  
[westernvp@nia.org](mailto:westernvp@nia.org)

### ***Central Region VP***

**Chris Hedges** – NIA #15  
621 W. 61st St.  
Kansas City, MO 64113  
[centralvp@nia.org](mailto:centralvp@nia.org)

### ***Eastern Region VP***

**Gus Stafford** – NIA #8871  
816 Flintlock Ridge Rd.  
Mechanicsburg, PA 17055  
[easternvp@nia.org](mailto:easternvp@nia.org)

### ***Information Director***

**Christian Willis** – NIA #5185  
P.O. Box 2797  
Parker, CO 80134  
[information@nia.org](mailto:information@nia.org)

### ***Membership Director***

**Andrew Gibson** – NIA #2422  
5997 Springwater Rd.  
Dansville, NY 14437-9772  
[membership@nia.org](mailto:membership@nia.org)

### ***Secretary***

**Carolyn Berry** – NIA #4336  
1010 Wren Ct.  
Round Rock, TX 78681  
[secretary@nia.org](mailto:secretary@nia.org)

### ***Treasurer***

**Bill Rohde** – NIA #1219  
P.O. Box 28  
Colusa, CA 95932  
[treasurer@nia.org](mailto:treasurer@nia.org)

## **NIA Advisors & Committee Chairs**

### ***Authentication & Classification Advisor***

**Paul Greaves** – NIA #2685  
8830 Benton Acre Rd.  
Granite Bay, CA 95746  
[authentication@nia.org](mailto:authentication@nia.org)

### ***Awards & Recognition Chair***

**Ken Willick** – NIA #3709  
7349 Seneca Ave.  
Lima, NY 14485  
[awards@nia.org](mailto:awards@nia.org)

### ***Ethics Advisor***

**Daryl Stahler** – NIA #8843  
4622 N. Paseo Pitiquito  
Tucson, AZ 85750  
[ethics@nia.org](mailto:ethics@nia.org)

### ***Historian***

**Rick Soller** – NIA #2958  
4086 Blackstone Ave.  
Gurnee, IL 60031  
[historian@nia.org](mailto:historian@nia.org)

### ***Commemorative Coordinator***

**Margaret Wagner** – NIA #8711  
14615 Skyview Ave.  
Smithville, MO 64089  
[commemorative@nia.org](mailto:commemorative@nia.org)

### ***Research & Education Advisor***

**Lee Brewer** – NIA #6695  
344 S. Main St.  
Bellefontaine, OH 43311  
[education@nia.org](mailto:education@nia.org)

### ***Development Committee Chair***

**Bill Rohde** – NIA #1219  
P.O. Box 28  
Colusa, CA 95932  
[donations@nia.org](mailto:donations@nia.org)

### ***Product Manager***

**Margaret Wagner** – NIA #8711  
14615 NW Skyview Ave.  
Smithville, MO 64089  
[niaproducts@nia.org](mailto:niaproducts@nia.org)

### ***Rules & Procedures Advisor***

**Don Briel** – NIA #7218  
P.O. Box 188  
Providence, UT 84332  
[procedures@nia.org](mailto:procedures@nia.org)

### ***Scholarship Committee Chair***

**Tammy Brewer** – NIA #6696  
344 S. Main St.  
Bellefontaine, OH 43311  
[scholarship@nia.org](mailto:scholarship@nia.org)

### ***Webmaster, Technology Committee Chair***

**Bob Berry** – NIA #1203  
1010 Wren Ct.  
Round Rock, TX 78681  
[webmaster@nia.org](mailto:webmaster@nia.org)

### ***Events Committee Chair***

**Gene Hawkins** – NIA #421  
3847 N. Prairie St.  
Warsaw, IN 46582  
[show@nia.org](mailto:show@nia.org)

### ***Special Projects Advisor***

**Michelle Armand** – NIA #9757  
491 Scarey Woods Rd.  
Plaucheville, LA 71362  
[projects@nia.org](mailto:projects@nia.org)

### ***Finance Committee Chair***

**Bill Snell** – NIA #2624  
11427 E. Scarritt Ave.  
Sugar Creek, MO 64054  
[finance@nia.org](mailto:finance@nia.org)

### ***Directory Committee Chair***

**Nathan Holmes** – NIA #4002  
6570 Pawnee Cir.  
Colorado Springs, CO 80920  
[directory@nia.org](mailto:directory@nia.org)

## **Drip Points Editorial Staff**

### ***Drip Points Managing Editor***

**Christian Willis** – NIA #5185  
P.O. Box 2797  
Parker, CO 80134  
[drippoints@nia.org](mailto:drippoints@nia.org)

### ***Promotions/Ad Manager,***

### ***Drip Points Assistant Editor***

**Doug Rusher** – NIA #1773  
3370 Chance Ct.  
Helena, MT 59602  
(406) 461-7341  
[admanager@nia.org](mailto:admanager@nia.org)

### ***Drip Points Assistant Editor***

**Mike Green** – NIA #3175  
2513 S. Balsam St.  
Lakewood, CO 80227  
[assistanteditor@nia.org](mailto:assistanteditor@nia.org)



# Bill and Jill Insulators

We are pleased to announce our  
“Late October”

**Auction 153**

**October 24 – November 1**

Preorder your catalog - Still only \$25 ppd.

PayPal: see web site below

Check/MO payable to Bill Meier (address below)



**And over 200 more great items!**

[www.billandjillinsulators.com](http://www.billandjillinsulators.com)

[auctions@billandjillinsulators.com](mailto:auctions@billandjillinsulators.com)

Bill and Jill Meier • 103 Canterbury Ct  
Carlisle, MA 01741 • 781-999-3048



National Insulator Association  
 10801 N. 24th Ave. Ste. 103  
 Phoenix, AZ 85029-4712



**DARIO DIMARE**

FREE APPRAISALS

DARIO@DARIODESIGNS.COM

**COLLECTING INSULATORS SINCE 1967!**

WILL BUY ONE PIECE OR AN ENTIRE COLLECTION

318 MAIN STREET, NORTHBOROUGH, MA 01532

**DARIO DIMARE**

CONSIGNMENTS ACCEPTED

617-306-2420