



Drip Points

<http://www.nia.org>

Quarterly Magazine of the National Insulator Association

Volume 41 • No. 2 • Winter 2013



In this issue of Drip Points:

Editor	Shaun Kotlarsky	Page 1
President.....	Lou Hall.....	Page 2
Central Region VP.....	Bear Spitler	Page 3
Western Region VP.....	Dan Gauron	Page 4
Eastern Region VP.....	Matt Grayson	Page 5
Membership Director	Donald Briel.....	Page 6
Treasurer	Bill Rohde.....	Page 7
Awards & Recognition Chair	Gene Hawkins	Page 8
Information Director	Michele Kotlarsky	Page 10
NIA Promotions Chair	Jim White	Page 11
Scholarship Committee.....	Kay Bryant	Page 12
Philanthropy.....	Rick Jones	Page 13
43rd Mid-Ohio Insulator Show		Page 14
43rd Mid-Ohio Insulator Show Displays.....		Page 15
43rd Mid-Ohio Insulator Show Auction.....		Page 19
43rd Mid-Ohio Insulator Show Show Floor		Page 20
Museum Receives A Powerhouse		Page 22
Ness, McLearn & Bates embossed CD 102 found!.....		Page 24
Suspension insulator numbering system		Page 25
LOCKE 25 Line.....		Page 28
2013 Commemorative Ad		Page 29
Winter 2013 NIA Products		Page 30
Membership Form.....		Page 32
Drip Points Advertising Information		Page 33
Display Ads		Page 34
Upcoming Shows		Page 35
NIA Contact List		Inside Back Cover



On the Cover

Breathtaking display of CD 162 Hemingray made signals. Display by Dan Goodrich at the 2013 Springfield show.

Photo by: Shaun Kotlarsky



Do you want to keep Drip Points full color?

You or your club can sponsor the color printing! Contact NIA President Lou Hall for more information.
Lou Hall NIA# 7185, President@nia.org or (559) 435-1740

The NIA is an 501(3)(c) charitable organization. This means your donations are tax deductible.

Copyright 2013 by National Insulator Association

All rights reserved. This magazine ("Drip Points") or any part therefore may not be reproduced in any form without the prior written permission of the National Insulator Association. Page layout and design by Jivey Designs.



Editor

Shaun Kotlarsky | NIA # 4993



Just getting caught up from a exciting and busy Springfield show. As always it was amazing. It was nice to meet in person many of my online friends that I have made over the last year!

I mainly set up to have a place to photograph amazing and just down right cool insulators (for Drip Points, my website <http://www.allinsulators.com> and just to have in the "digital collection"). I will share with you some of the highlights in this article. Thanks to those who brought stuff to show me.

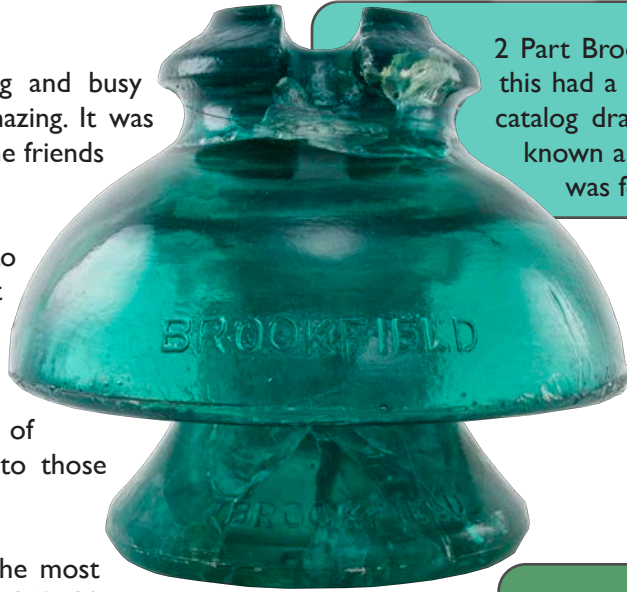
The cover photo was part of one of the most amazing displays of Hemingray made CD 162s I have ever seen! It was by Dan Goodrich. Secondly, I saw it I knew it had to be the cover. He even has a color I did not know existed (its hard to describe, brighter than brooks blue with an inky teal hue.)

If you missed the show, don't worry! We have some fantastic photos and stories in this issue of Drip Points Magazine.

In other news: Steve Coffman and myself have started a new project to catalog suspension type insulators! We created a new numbering system (called ST numbers for suspension type). The system includes both US and world wide glass and porcelain discs. For more info see our article on page 25 in this magazine. There is also info. on how to get your disc listed!

Shaun Kotlarsky

CD 133.4 PAT'D BE in a killer Cobalt blue! It made my Sapphire blue 1871 look washed out ;) Thanks to Sandra Bules for showing me this amazing insulator



2 Part Brookfield power piece! At one time this had a CD Number that was based on a catalog drawing. At the time no units were known and it lost its CD number. This unit was found by Jim Frustieri.



CD 226.3 Tough CD in an amazing green color with fizzy glass. In the collection of Dan Goodrich.



U-937 This is a porcelain collectors dream piece, from the Famous Niagara line. Really odd oval shape. Even better this one has the original pin that was quite uniquely shaped. Thanks to Jeff Katchko for sharing it with me.



CD 736.4 in amazing clear. Really makes a statement next to your average aqua or blackglass threadless!

Thanks to the owner for sharing it with me.

Photos by: Shaun Kotlarsky



President

Lou Hall | NIA # 7185



A great BIG “Thank You” goes to Vickie McConnachie, NIA #8395. Vickie has agreed to serve as the Association’s next Membership Director. Her appointment has been approved unanimously by the Board of Directors. Don Briel, our current Membership Director, will have more information in his article.

Here is some wonderful news! John and Carol McDougald have assigned their copyright interests to the two volume publication “INSULATORS - A History and Guide to North American Glass Pintype Insulators” to the National Insulator Association. The Board of Directors has approved the professional scanning of these two volumes after which they will be made available on the NIA web site. In the near future all the color photographs that were taken by Carol will also become the property of the NIA and work will begin to edit and write a second edition to the existing work utilizing the color photography.

A gentle reminder: Table reservations are going quickly for the 2014 NIA National Show and Convention in Farmington, New Mexico. Please make your plans to attend as soon as possible. See the advertisement elsewhere in this issue for more complete details.

Lastly, it is nearing the end of the year and time to consider a financial donation to the NIA. Remember, the Association is a 501 (c) 3 public charity and as such your donations may be a tax deduction. To those of you who have generously given this year we offer our “thanks.” If you haven’t yet considered a gift please do so before year end.

Happy Holidays and a Bountiful New Year

Lou Hall

ANOTHER SPRINGFIELD MIRACLE!

I’ve been specializing in CD112s (along with CD 104s) for over 30 years now, and until Saturday at Springfield I’ve never



seen one or even heard about anyone having one. It’s just a plain light aqua piece with something special if you know what to look for: A small “T” in SBT&T.

This [025] listing has been annoying me for years. I did not doubt from the odd way it read that it probably existed: “(Note 1st “T” is half the size of the other embossing)” Until I walked up to Ken Robert’s table and saw he had one labeled “Small T”. I almost needed CPR.

An odd thing when looking at the small T is that mine has a very odd straw mark flowing around the T’s and cuts off some of the ampersand & the C. I would like to see if anyone else has one that we can compare & see if it is a simple straw mark or if there is some sort of mold damage that caused them to engrave the small crossbar. Note a portion of a big T just to the right of the B, stopping at the squiggly line. The top side of that line is pushed into the glass, making it a very odd flaw.

Gene Hawkins



Central Region VP

Bear Spitler | NIA #8803



Here it is going into fall / winter already for the year 2013 and time seems to be advancing faster every year. There were many great swap meets and shows held this year in the central region of the country. The Northwestern Region Insulator club held there fall swap meet this last October in River Falls, Wisconsin and had an excellent turn out from many supporting surrounding states dealers including a live auction with many items that Rick Soller was the auctioneer.

I was able to attend the 43rd Annual Mid Ohio Show this year for the first time and I cannot say enough how fantastic this show was. I want to give a big "Thank You" to Lois, Curt and Alan for making this first timer feel very welcomed let alone dealers and other attendees that I got to meet in person for the first time. Everyone made you feel like you were part of a family from the very beginning of the weekend. I also want to give a big "Thank You" to the MVIC club for the donating the Steve Blair "Laughter Keeps You Young" commemorative shot glasses that were given out to all that did a toast to a man that did so much for our hobby that we enjoy today. Lois, Curt and Alan kept that spirit alive this past weekend and I know that Steve would have been proud.



Also wanted to say "Thank You" to Ray Klingensmith for the great presentation on "The Collins Line". This was the first time that I got to see the presentation on the Collins Telegraph Line and what an outstanding presentation to see.

I was able to pick up some nice pieces up for my collection at the show from the great choices that was available from dealers at the show. One of them was this great Hemingray Blue Stacker that I purchased from Larry and Pat Whitlock. Been looking for one for quite sometime and included a photo of it in this article.

Getting onto next year 2014 there will be a NIA Central Regional Show on Saturday Feb. 22nd, 2014 in Lebanon, IN. at the Boone Co. Fairgrounds, Exit 138 off of I65.

Contact Kim Borgman or Jim White for details.

Well to all have a "Safe and Happy Holiday Season"

Bear Spitler

WANT TO GET DRIP POINTS VIA EMAIL?

Get Drip Points via Email to enjoy these extra benefits

- Clickable email and web links.
- Readable on any device that can read PDFs, including Mac, PC, iPad, iPhone & iPod touch.
- Go green, save a tree.

To switch, email: **Donald Briel** membership@nia.org



Western Region VP

Dan Gauron | NIA # 8176



Greetings from the Western Region,

Though I should be writing of insulator news from this part of the country; I've just returned from three days of the "Springfield Experience" and find myself still stuffed full to the brim with the great memories I always take home from this amazing three day get-away. I can't help but admit that before arriving at Springfield, a part of me wondered if



Lois Blair hard at work

this year's Show could possibly compare to previous years, knowing Steve Blair wouldn't be there. Well, I think Steve would be proud to see how seamlessly things went... from all the volunteers setting up and tearing down tables, to the great dealer/collector turnout, and Curt's handling of the Banquet ceremony and last but certainly not least Lois Blair, who's presence and warm welcome has always made this get-together feel more like a family reunion than an insulator show. Thursday evening at the Blair house was just shy of standing room only, and there wasn't a person there, who didn't have a smile on their face, and a tear in their eye as the conversations turned to good times and fond memories of Steve. There's no doubt Steve's absence was felt in the hearts of all who regularly attend Springfield, yet most folks would freely admit

to feeling his presence throughout the weekend. Steve's signature "Laughter Keeps You Young" certainly rang true throughout the Hall that weekend, and I'm sure will continue for many years to come.



Blair Ranch

News from the West:

Here in Colorado, the leaves have fallen, birds are about done migrating, and the squirrels have gathered the last of the acorns. Even the bears are just about fattened up enough to start thinking about heading underground for the

approaching winter... and while a heavy blanket of snow in the mountains may make for great snowboarding, it doesn't make hunting old lines possible for another seven months or so in those areas. With winter fast approaching, and more time between shows and get-togethers, it might be a great time to start thinking of dusting those insulators and shelves, maybe make that new display case you've been putting off, or writing an article or sharing your photos with CJOW or the NIA Drip Points quarterly magazines, or maybe even planning your own show or get-together over the winter months. If your part of the country is anything like the Western Region, you have more shows than you know what to do with from springtime through fall, and then they dry up from about mid-November to mid-April. Maybe it's time to change that with a mid-December or mid-January get-together of your own. Trust me; the collectors in your



Curt Boster at the Helm

area will appreciate it, and the good time will warm the heart though at least a month of cold weather. ☺

I wish you all the best as we close in on the Holiday seasons, and hope to see many of you at the National in Farmington, NM next July, or at one of the many shows we have throughout 2014.



Best of Show award goes to Jeanne Weber



Eastern Region VP

Matt Grayson | NIA # 387



It has been a dry fall, here in the Northeast, excellent weather for hobby related activities.

With another Springfield show behind us, it means only one thing, another year is about to come to an end. Springfield was certainly a bittersweet experience this year, nostalgia for those usual faces who were missing, but we all had a fine time and great deals were made as usual. An outstanding job by Curt and Lois, our new Springfield team!

Overall, I would say the hobby has quite a few new faces that made their appearances at shows I attended this year and based on the sales activity I would say the hobby is quite healthy.

It is not too late to make a donation to the NIA this year, which, of course, is tax deductible.

I am pleased with the decisions made by the NIA board, this year and expect that all of you are proud to be members of this fine organization.

I wish all of you a very happy holiday season and may the New Year bring good health and happiness to your family, and oh yes... may you find that insulator you have been searching for!!!

Matt Grayson

EXPERIMENTAL CD 230.1 IN 7-UP GREEN FOUND!



Recently a CD 230.1 No Name (Hemingray product) in 7-UP green was placed for sale on eBay. This one is about as good as they come. Before this find there was a badly damaged one from the dump (missing all of the outer skirt) and a second dump found one that it in better shape. Un like your "Regular" CD 230.1 Hemingray pice, these 7-up green units have NO embossing on them.

The seller states that he got it from an estate sale of a former employee of Owens Illinois that starting around 1935 and later retired from there. The eBay seller was in Muncie, IN

The auction ended with the final bid of \$4,700



Membership Director

Donald Briel | NIA # 7218



This article was written just after returning from another wonderful Mid-Ohio insulator show in Springfield, Ohio. Jeanne and I were able to attend once again this year, my 4th and Jeanne's 3rd time there. It's becoming one of those few shows that we attempt to attend every year. This year was special in that it was focused on remembering Steve Blair and all that he has done for our hobby. Lois, Curt, Alan and the Blair family put on a wonderful show and many thanks go out to them for carrying on the Mid-Ohio tradition.

Jeanne and I attend several shows each year and find all of them to be the most enjoyable part of the hobby. I would encourage every collector to attend at least one show early in their insulator collecting years. If for no other reason, attend just for the experience of meeting with many other collectors, from highly experienced collectors to "newbies" and everywhere in between. But, beware, you will make many new friends and the fun is most addicting! You will want to return to another show soon after.

As I continue with this Drip Points article, it is with very mixed emotions. I have served as your Membership Director since 2006. I have corresponded with all of you and had the privilege of meeting many of you in person over the past several years. You, the members of the NIA, have made this assignment most enjoyable and rewarding. The little notes of thanks that regularly arrived with membership renewals will be missed. However, after serving for 8 years in this position it is now time to give someone else the opportunity to experience that enjoyment. More importantly, it is always good to let someone new have a fresh look at the way things are done and continue making improvements.

It is with great pleasure that I congratulate Vickie McConnachie for accepting Lou Hall's call to serve as NIA Membership Director. Vickie has the talent, ambition, and desire to fill this role very well. The transition has already commenced. Vickie will serve as assistant Membership Director beginning January 1, 2014 and will handle all of the day to day tasks starting at that time. She will officially assume the Membership Director position at the NIA Membership Meeting on July 3, 2014. All NIA membership renewals will go through Vickie beginning January 1, 2014. I fully expect that she will find ways to do things better and enhance everyone's membership experience. Please give Vickie your full support as you have done for me. Vickie's contact information is as follows:

Vickie McConnachie
P.O. Box 1466
Corrales, NM 87048
membership@nia.org
(505) 977-0019

As of January 1, 2014, all membership renewals and inquiries should be sent directly to Vickie.

While stepping out of the Membership Director position, I am not leaving the hobby nor vacating the NIA. I have submitted my name as a candidate for your next NIA President. If you will have me, the next two years will be spent attempting to make a positive difference through that role. Every member should consider taking a turn serving in one of the many available positions and partaking of the joy that comes with it. Being a part of the NIA leadership gives one a whole new perspective on what the organization is all about and how supportive most of the collectors really are.

Now, for the membership statistics. 2013 stands at 1655 current members. 2012 was a record membership year with 1762 members. We didn't reach that level for 2013, but are substantially higher than 2011. Renewals for 2014 have been steadily flowing in. As of this writing we already have nearly 1,000 members paid up for 2014. If you have not renewed your NIA membership for 2014 yet, please do so now so as not to miss anything as we move into a new calendar year.

Lastly, the NIA is having a special incentive this year for renewing your membership on time. On January 1, 2014 there will be a random selection of a current NIA member (current for 2014) that will receive a free 1 year subscription, or subscription extension, to Crown Jewels of the Wire magazine. All you have to do to be eligible for the drawing is to have your NIA membership renewed for 2014 on or before December 31, 2013. The winner will be sent a certificate for Crown Jewels and their name announced in the Spring Drip Points. Be sure to renew now for this and other NIA membership benefits.

I wish all a Merry Christmas and a Happy New Year!

Don Briel



Treasurer

Bill Rohde | NIA # 1219



National Insulator Association

2013 - 2014 financial statement
3 months ending Sept. 30, 2013

Beginning Balance \$ 51,858.71

Revenues

Membership Dues	\$1,053.14 *
Product Sales	\$1,986.60
Commemorative Sales	\$3,123.83
Donations	\$952.00
Insurance Income	\$100.00
Hemingray Plaque Donations	\$49.00
Total Income	\$7,264.57

Expenses

Advertising	\$0.00
Scholarship Expense	-\$2,403.11
Taxes, Fees & Insurance	-\$1,780.00
Marketing Product	-\$1,098.37
Membership Expenses	-\$166.31
Historian Expense	-\$95.00
Misc. Exp.	-\$99.27
Drip Points	-\$30.72
Show Advertising Rebate	-\$325.00
National Show Awards	-\$406.51
Commemorative Insulators	\$0.00
Web Hosting	\$0.00
Board Expense	\$0.00
Total Expenses	<u>(\$6,404.29)</u>

* Over \$9,000 in dues deposited since 9-30
will show in 2nd quarter report

Sub total \$860.28

Ending Balance \$ 52,718.99

Bill Rohde



Awards & Recognition Chair

Gene Hawkins | NIA # 421



What Manner Of Display Is This?

Ideas for displays are only limited by your imagination. Case in point: at a tailgater, I found it necessary to purchase a few pieces from a young boy who set up a dealer table. I got a couple of things from him (probably from a free table at the last show) and one was a rather heavy Hemingray beehive. It was noticeably heavier than the normal automatic machine piece. I didn't think about it until I found a rather heavy CD 124, also Hemingray.

Every once in a while some of my randomly firing brain cells short out & the sparks mingle amongst themselves & coagulate into the appearance of a thought. These two insulator events got together in my mind & I wondered CAN I make this into a display somehow? I went through my KCGW, CD112 & 104 shelves and found the heaviest ones, as well as a few leftover CD 102's still on the shelf. At the next few shows I kept a lookout for inexpensive heavier than normal examples.

I then shook the mighty ICON tree and challenged others to a heavy insulator throw down. I got a few favorable responses, especially Brian Rieker, who has a fantastic dome glass collection. He was able to bring a couple of boxes, and a few others brought some pieces. I'm happy to say the results were pretty amazing. Here are the winners:

A few of the most remarkable pieces were a CD 151 who's inner skirt & outer skirt were connected with solid glass. It was so heavy it must have sagged under it's own weight while still hot. Amazing! And then Sandy Bules showed me an OVG CD 196 which was the stoutest 196 I've ever seen. My heaviest Canadian CD 102 was an NW&BIT which are known for thin skirts, it was just a huge domer!

Was it a true scientific sampling? No. Did everyone bring their heavy stuff to weigh? No. Did I have a lot of fun & get to see pieces I would have never seen had I not done the display? YES! As Show Host Curt Boster stated as I got a displayers award, "Maybe this is a cry for help". It very well could be Curt, but it was FUN!

What kind of display is lurking in YOUR COLLECTION?

Gene Hawkins

CD	Weight (g)	Owner
Canadian CD 102	341	Gene Hawkins
Brookfield CD 102	366	Gene Hawkins
102	423	Brian Rieker
102.3	347	Gene Hawkins
104	467	Gene Hawkins
105	364	Brian Rieker
106	363	Richard Case
106 Foreign	354	Brian Rieker
112	392	Brian Rieker
112.4	357	Gene Hawkins
113	363	Richard Case
114	330	Brian Rieker
120	370	Brian Rieker
121	511	Brian Rieker
124	349	Gene Hawkins
124 Hemingray	343	Gene Hawkins
132	672	Brian Rieker
134	606	Brian Rieker
135	616	Brian Rieker
143	630	Brian Rieker
145 (US)	788	Brian Rieker
145 CREB	698	Gene Hawkins
145 CANADIAN	753	Derek Weis
147	717	Brian Rieker
151	757	Brian Rieker
152	703	Gene Hawkins
160	446	Gene Hawkins
162	660	Brian Rieker
162.3	697	R Strezze
163.2	675	Brian Rieker
164	556	Brian Rieker
196	944	Sandra Bules
201	851	Brian Rieker
202	956	Brian Rieker
208	697	Brian Rieker
257	943	Brian Rieker



Why so much weight variation?


Insulators were "hand gathered" until automatic presses were perfected, around 1906 just like Wilkersons are doing outside.

Some gobs are smaller which make underpours & hairlip defects, some are bigger resulting in heavier pieces.

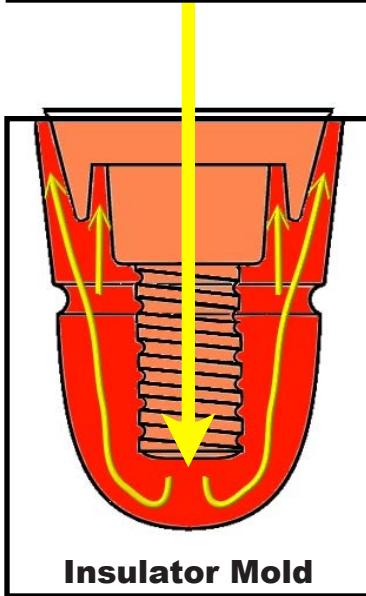


Photo courtesy of Rick Jones via ICON

Step One:
Molten Glass Gob
Dropped Into Mold.

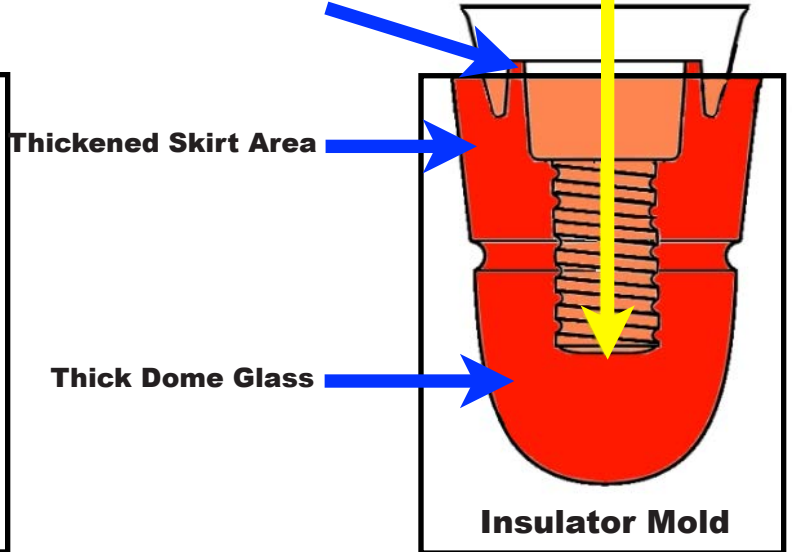


Step Two:
Normal Production
Mandrell inserted & forces glass in to mold cavities & inner skirt-shaping area of mandrel.



Step Two:
Gob To Large
Glass volume inhibits complete insertion of mandrel resulting in:

Possible Extended Inner Skirt



Artwork courtesy of:

The King CREB

() ()

\ o o /

- / ! ! \

(\CREB/)

()



Information Director

Michele Kotlarsky | NIA # 5370



It was nice to see so many NIA board/committee members at the Springfield, Ohio show.

It gave me a chance to catch up with Tina Rienstra (Product Manager) about some new NIA logo merchandise, Jacque Linscott Barnes (Research & Education) about Lesson Plans, and

Kay Bryant (Scholarship Committee Chairman) about making flyers to promote the Scholarship. It was especially nice to receive some Information Director work from President Lou Hall. Lou, I am on it!

Feb. 10 is our next deadline and I know our Editor Shaun Kotlarsky is already busy working on that issue. If you ever

have wondered when the deadline to submit articles is you can always check here <http://www.nia.org/drippoints/index.htm>.

Elections are coming up next year. Have some time on your hands, want to make a difference? Think about running for an office!

Michele Kotlarsky

2014 Central regional insulator/bottle show

Heartland Glass Collectors

Saturday February 22 9AM - 3PM

Free admissions | Free insulator appraisals



At Boone County Fairgrounds

Lebanon IN, Exit 138 off of I-65

Show will take place in a heated room.



For information contact:

Kim Borgman

Email: kim.borgman@rncd-usa.com

Phone: (317) 698-9177





NIA Promotions Chair

Jim White | NIA # 1127



Feeder System and Insulator Collecting

Probably most of the readers have either directly or indirectly benefited from what I call a "feeder system". As a youngster my interest ran to basketball. I pursued it on my own as I had no family members who had played and it was not until late grade school when I experienced some formal training. As a semi-professional sports photographer and father of five children who all were athletes, I saw how the world had changed and how important a feeder system is to later success. Two of my sons were immersed in tennis all summer and went on to become State champions. My uncles and my father immersed me in the skills of fishing and I went on to tournament fish for eight years as an adult and continue to enjoy it as an avocation.

What does this have to do with show promotion and the growth of our hobby? EVERYTHING! Feeder systems can start as simply as a Mentor. In my case it was a friend who also enjoyed the thrill of the hunt for glass. My father took an interested and a great deal of pride in my collection as he was in the electrical industry. Familiarity develops interest, interest cultures knowledge and skills and eventually a life's love and passion. Feeder Systems such Little League spawn the future greats. I have to mention a young man whose mother recently drove to Indianapolis, Indiana for a first ever bottle show sponsored by our newly formed bottle club. She drove from Lexington, Kentucky so that her son could experience our bottle show. He soon became the recipient of a number of bottles from dealers who saw his passion and wanted to encourage this young man. Yes, the beginning of a "Feeder System" that grows collectors.

Not many people I have known became involved in or excelled at something that they did not have a passion for. I want every reader to think about this. Hobbies share this same characteristic. Think about your own personal experiences, the events and the people who got you interested in insulator collecting. My job is to speak to promotion of insulator shows but it all starts at the most common denominator, that for many may be meeting another collector and then becoming involved with some form of get together. From there it may grow to attending your first show, like the young man previously mentioned. An experience where you saw artifacts that you only saw in photos or read about. These are the memorable events that will last a lifetime and mold you as a collector. Friendships also evolve and you have a "feeder system" that grows participation,

You may never host a show. Not everyone can or wants to. But each reader can, in his/her own way, be a part of a "feeder system". How about it? Are you involved? I hope in the approaching new year you will step forward and help a new collector or help develop a young person's interest.

Jim White



CONTRIBUTE ARTICLES TO DRIP POINTS!

I always welcome interesting insulator related articles. It can be anything from a general research paper or to something very specific (Like a CD, M or U Number study). I also want stories about hunts and finds! If you want to submit an article or have questions about doing an article contact me.

Shaun Kotlarsky | Drip Points Editor newsletter@nia.org



Scholarship Committee

Kay Bryant | NIA # 4099



Just returned from Springfield.....great show as always. There were many tributes to Steve during the show and wonderful stories at the banquet. The auction was exciting and sales were brisk.

Our scholarship posters were on display and generated some good comments and contacts. Next year we hope to have a brochure to hand out to people as they come through the show.

These will be sent to every show chairman who lists a show in Crown Jewels.

Once again a big thank you to Eloise and Butch Haltman for their generous donation to the scholarship fund.

Please do not forget to remind people about our scholarships. Spread the word to any of your clubs, church groups, friends and family. Mention our scholarship fund to your business partners. This is a great way for them to show their appreciation to the support they receive from our members. It is also tax deductible !!

Happy Holidays !

Kay Bryant



A HEMINGRAY MYSTERY!

Recently I was able to get one of my top Hemingray wants, the Hemingray piece with a mysterious past. What is it? How was it used? These are some questions we are trying to answer.

We are putting together a little more info for a future Drip Points Magazine on this really cool Hemingray piece. Four of the five known had a "Reunion" at the recent "Springfield" show. Stay tuned to a upcoming Drip Points Magazine to find out what we found observed on this truly amazing Hemingray piece.

- Shaun Kotlarsky





Philanthropy

Rick Jones | NIA # 201



The air has cooled here in Ohio and that can only mean that the Mid-Ohio will have come and gone by the time you read this. It also means that the end of the year is upon us and now is the time to think about a year-end, tax-deductible gift to the NIA. You have until April 15, 2014 to get the tax benefit for 2013. Talk to your tax person or financial advisor.

Remember that any insulator or go-with that you donated to an NIA sanctioned event or show during the year or money that you may have donated to an NIA show or event is also tax-deductible if you received no goods or services in return. Those donations must have been to the NIA in some way, not to a show host unless they were an NIA Board member acting in behalf of the NIA. Again, we at the NIA are not tax advisors and you need to check with your tax preparer or financial advisor for the most up to date advice.

That's my short and sweet report for this issue. Good collecting to all of you, and remember that any donation to the NIA will help the organization continue to improve its efforts to pursue its educational and historical efforts for the hobby and to provide badly needed scholarships.

Rick Jones





43rd Mid-Ohio Insulator Show



By Curt Boster

Despite the obvious absence of show founder Steve Blair, the 43rd Mid-Ohio Insulator Show proved once again why it is the biggest and best show to attend. Dealers and collectors from more than 30 states, Canada, and Great Britain made their annual pilgrimage to Springfield, Ohio throughout the weekend of November 1-3, 2013. When the show opened on Friday afternoon, visitors were able to shop at 135 sales tables, view 20 displays, and witness the annual community display which focused this year on the Hemingray-12, 1893 patent.

It was Steve Blair's final wish to celebrate his life with a party, extending an open invitation to all of his collecting friends. And a party is what was given in his honor including the sale of his personal collection of glass and porcelain insulators, lightning rods, and the balance of his beloved Lynchburg Glass collection. The first Springfield After-Hours Live Auction registered more than 200 bidders who divided Steve's collection for the benefit of Lois Blair and her family. Steve's collection offered a wide range of color, CDs, and variations and bidders responded aggressively as some very healthy prices were paid for select items. Will there be a second Springfield After-Hours Live Auction in 2014? Time will tell.

There were plenty of awards to hand out including a trio of newly designed London Quonset Huts presented by the "new" show hosts to Mid-Ohio pioneers Jack Snyder, Marilyn Turner, and Bob Nobbe who were all in attendance on Saturday. As luck would have it, Marilyn also won Saturday's raffle prize of a mint peacock H.G. Petticoat signal from Steve's collection. She purchased just one ticket for two dollars. The N.I.A.'s "People's Choice" ribbon went to Jeanne Weber for her amazing display of insulator colors. And Arlen Rienstra claimed the Steve and Lois Blair Mid-Ohio Award for the most educational display. Saturday's festivities concluded with several toasts to our lost friend, Steve Blair.

With the continued success of the 43rd Mid-Ohio Insulator Show comes the anticipation of even more improvements for future shows. The 2014 weekend is scheduled for October 31st - November 2nd. The community display is already a work in progress and will feature Diamond P insulators. After packing the house for his Collin's Line presentation this year, Ray Klingensmith has plans for a new

program in 2014. And who knows, we might just have another after-hours party on Friday night.

Of course, the success of this year's show is a reflection of all who pitched in and helped to assure that the tradition would continue unimpeded. On behalf of Lois and her family, we'd like to send out one huge thank-you to all of you. Laughter keeps you young, and the show goes on.

Curt Boster, Co-Host
Mid-Ohio Insulator Show
cboster@wowway.com





43rd Mid-Ohio Insulator Show | Displays



CD 113 HEMINGRAY [130] Community display



Steve Blair Memorial display



Lynchburg Glass by: Justin Stoudt



Mickey Mouse by: Alan Stastny



All in the family by: Bear Spittler



D is for Distribution: Arlen Rienstera



CD 252 : Don Mecklenborg



Is it a different CD or not? By: Bill & Jill Meier



CD 731 Threadless By: Rick Jones



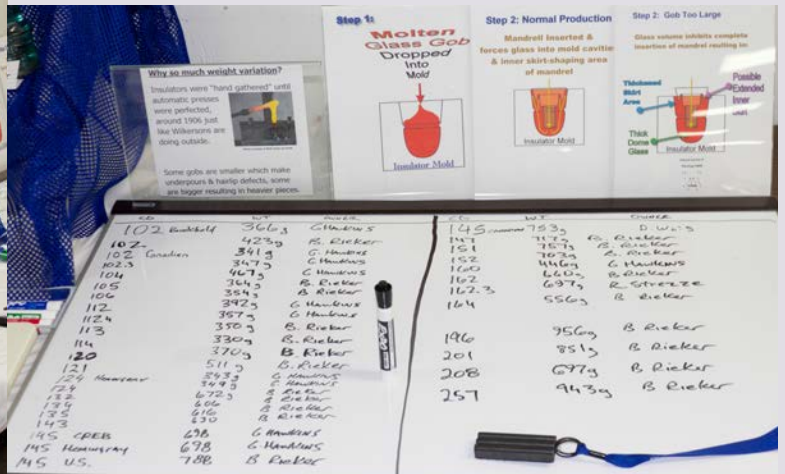
Hemingray "Stringers" By : Roger Lucus



Mystery Solved? Trenton Porcelain By : Matt Grayson



Color "up" in the air By : Roger Jeanne Weber



Heavyweight Insulator Competition By : Gene Hawkins



Rare Unipart Porcelain Insulators By : Elton Gish



I just like em By : Jim Frustieri



The Telephone Pioneers of America By : Richard Case



Now this is a Dirty Insulator By : Richard Case



Niagara Falls-Buffalo Transmission Line By: Ken Willick



NEGM By : Dante Dimidio



Teapots By: Dick Bowman



43rd Mid-Ohio Insulator Show | Auction



View of the Auction Crowd



Curt Boster helping with the auction



Some of Steves Lynchburgs in the auction



Something for everyone at the auction



43rd Mid-Ohio Insulator Show | Show Floor



Excellent display table of the lineman museum



Jason Townsend impressive blue porcelain sales table



Something for every collector



David Kingston



Bob Stahr had some nice Hemingray Go-wits for sale



Show hall overview



Derek Weis, Zaphir Shamma & Shaun Kotlarsky enjoying a wonderful show



Some colorful glass that was for sale



Laughter keeps you young
In Memory of Steve Blair
MVIC

A toast to honor the memory of Steve Blair



Museum Receives A Powerhouse

By Lou Hall

Shaver Lake, California – A new exhibit at the Museum of the Central Sierra located in the mountains east of Fresno, California, has really put a charge into the area’s hydroelectric history. Creating the buzz is a more than 100-year-old generating unit inside a replica powerhouse near the main museum. This isn’t some rusty artifact, however. Flip a couple switches, and the unit whirs to life. Water from an on-site reservoir gets pumped in through a special nozzle. Spray it hard enough, and the force turns a Pelton wheel, which is connected to a magnetic coil generator. As a loud hum reverberates around the cement-walled room, instrument gages on a nearby panel spring to life. The Redinger Powerhouse No. 1 was dedicated Saturday, June 22, 2013.




The replica powerhouse

generator units in the world. When word gets out, people are going to come from all over.”

The generating unit and the building that houses it are a gift to the historical society from Dr. Carver Mead (an NIA member), a world-renowned computer scientist and Silicon Valley pioneer who grew up in Big Creek. The son of a Southern California Edison powerhouse operator, Mead managed to convince his

father’s former employer to donate an old generating unit, taken out of service in 1992, from one of its hydro operations on Mill Creek in San Bernardino County. “This is something I’ve wanted to do for a long time,” said Mead, a Cal Tech professor emeritus of electrical engineering. It took five years for the donation to clear federal regulatory hurdles, more than enough time to construct the replica powerhouse. Modeled after the original powerhouse in Big Creek, it’s named in honor of David Redinger, superintendent of the Big Creek Hydroelectric Project from 1912 -47. The Big Creek Project was begun in 1910 and completed in 1929. The project was a work of engineering art that involved six dams, eight tunnels (one thirteen miles long), three major artificial lakes and five powerhouses – all created to ensure electric power for a rapidly growing Los Angeles and southland suburbs.



The refurbished generator

Inasmuch as Shaver Lake (as well as Huntington Lake, Edison Lake, Florence Lake and Mammoth Pool) wouldn’t exist without hydroelectric power, an exhibit that demonstrates the process so vividly seems a natural fit for the museum. Turns out it’s also extremely rare. “It’s a tremendous addition because it’s so, so unique,” said John Mount, chairman of the Central Sierra Historical Society. “In fact, it’s going to be a major turning point for the museum in terms of interest and draw that we have one of the only, if not the only, operating



The interior of the powerhouse



The control panel



Left to right:

NIA President Lou Hall, Dr. Carver Mead, Lou's wife, DeeDee

Refurbished and freshly painted, the 25,000-pound unit arrived at the museum a year ago on the flatbed of a semi truck. Its components had to be lifted into the building by crane, and volunteers spent months on installation. "For a bunch of us kids that were raised here the powerhouse was incredible inspiration," Mead said. "We went off and did engineering for a living and taught and all that stuff. But once you are retired, you really want the next generation to have that experience because it changed our lives, totally. So that's how we got inspired to do this. We're hoping to teach kids where electrical energy comes from." But in the days before the dedication, two retired professors—Mead and Russ Westmann, another Big Creek kid who went on to teach in UCLA's aerospace and mechanical engineering department – were getting the most enjoyment out of it. "You can tell the difference between men and boys by the size of their toys," Westmann said.

Read more here:

<http://www.fresnobee.com/2013/06/21/3354795/museum-of-the-central-seirra-adds.html#storylink=cpy>

Story by Marek Warszawski – The Fresno Bee, June 21, 2013 – Edited by Lou Hall

FROM THE NIA EVENTS ADVISORY PANEL

The NIA Events Advisory panel is available to answer questions, assist with planning shows and having information on setting up shows. Also, we are currently looking for bids for the 2015 NIA Central Region National.

Contact Darryl Wagner: shows@nia.org (additional contact info. in the back of this magazine)



Ness, McLearn & Bates embossed CD 102 found! By Brett Bloxam

On September 14, my wife, Jackie and I decided to go for a drive, visiting a few antique shops we haven't been to in a long time. We ended up a little further from home than anticipated and there was one shop that I knew was in the area that I've been to in the past. When we arrived, the shop was closed and not opening until one pm. I had a look in the window and the place was a lot different from when I last visited. The inventory had changed considerably but I did notice some insulators and bottles on a shelf.

It was about noon and I was debating continuing our journey or waiting for the shop to open. Jackie made an executive decision that we could wait until the shop opened at one pm if I took her out for lunch. We were in a very rural area of central Ontario and there was only the local diner to choose from. We had a nice lunch, caught up on local gossip and then headed back to the shop.

The shop was rather crowded and dark with tiny isles and junk everywhere. It was very hard to see things and if you spotted something interesting you took your life in your hands getting to it.

The place had a lot of insulators mostly CD 154 Dominion 42's and diamonds. My mind quickly thought of CD 154 CNR's hiding somewhere in the mess.

I was walking sideways down a very narrow aisle when out of the corner of my eye I spotted a few insulators on a shelf behind some art glass and blue mountain pottery. What caught my attention was a CD 102 MLOD pony. As I moved a CD 121 Hemingray toll out of the way to get at the MLOD pony, I noticed another CD 102 that really caught my attention. It looked to be a CD 102 NW&BIT. The shape of these insulators is very distinct but I'm not sure what they would be doing in Ontario. When I moved a couple of vases out of the way I noticed some embossing on it and when I got a hold of it and tried to read what was on it I couldn't believe what I thought I was seeing. Keep in mind, this place is rather dark, I'm stuck in a corner surrounded by junk and my eyesight isn't the greatest so I'm trying to read and do the



Braille things over the embossing. I walked to the light and was still not convinced I was actually reading Ness, McLearn & Bates on one side and Montreal on the back. I quickly showed my wife, who was nowhere as excited as I was and promptly paid the shop owner. I asked him where he got it and he couldn't remember and also said he didn't think he had anymore with this embossing. By the appearance of the inventory I suspect they buy job lots for resale.

The rest is history, I guess, with a lot of interest in the hobby significance of this insulator. I really appreciate all the research that others have done and made the links between the NW&BIT insulators, the blot out insulators and where this insulator fits in to the story. I was very lucky to come across this insulator and it goes to show you never know what's out there.





Suspension Insulator Numbering System

By Steve Coffman

The ST (Suspension Type) classification system was born out of a simple need; namely the need for a numbering system for suspension insulators. The genesis of the idea was born when I was given an 11" Jeffery Dewitt suspension disc, and happily informed Shaun via Facebook that I'd acquired a long sought JD disc for my collection. Of course he asked which one, and it took several minutes of exchanging pictures and other details to settle on just which disc I had, and what it was. I can only imagine that was how things were in the early days of the hobby before the CD and U systems were created, and then again before the M system was put into use. A few minutes later, my mind feverishly working, I messaged Shaun again and said "How would you like to create a numbering system for suspension insulators?" A quick "Yes!" from him, set into motion working out some basic parameters, and several key decisions.

We decided that both glass and porcelain insulators would be included in the system, as it seemed pointless to segregate them into two different systems, especially since glass suspension insulators were among the first suspension insulators ever used. Next we decided to include both US and foreign insulators, as technology and designs had crossed oceans since Fred Locke was selling early boro silicate glass suspension discs to Italy in the 1910's, and today with Sediver made glass insulators widely used in the US. Next, we decided that it would take ages to prepare a proper print book with a numbering system, and the market would be very limited. It was faster, easier and cheaper to introduce the system online, and would allow us to start classifying and publishing insulator styles right away, and continue to add to it as we found new styles. This led to the next decision, namely giving free use of the system. The ST system is licensed under a Creative Commons 3 license which permits non derivative commercial use without compensation to the creators. In other words, we have chosen to allow anyone to use the system in books, or online, for free or for a paid work as long as they do not create a derivative work from it. Want to make a printed style guide and sell it? Just give credit to Shaun and myself for creating, include the proper copyright and license notifications, and you are good to go, no other permission needed. Lastly, we chose to crowd source the project. Rather than spending months and years gathering catalog pages, attending shows and measuring insulators, we decided to start publishing what we had, and put out a call for collectors to submit designs and information we had not published. The speed of the internet allows what would have taken weeks and months to be done in days and weeks.

Our goals were rapid implementation, easy and free access, and allowing the system to be widely used by any interested party. Once the number ranges were drawn up, and subdivided down in a logical fashion, it has become easy to assign new numbers as collectors report their insulators. Elton Gish has been a great help by providing some important early catalog pages which allows us to assign numbers to nearly every, if not all classic suspension insulator made in the US without having examined actual specimens. A number of key styles were assigned numbers early on, which allows future numbers to be quickly assigned based on defined characteristics.

We assign numbers starting first on smallest to largest diameter, then least to most number of petticoats, then length of outer skirts and inner petticoats. In other words, tiny insulators first, big fog types last. We have identified the major types of suspension insulator design, and assigned them 1000 number blocks. Glass suspension insulators of all types have been given their own 1000 number block, which aids in quick identification. Right now we only have a couple dozen styles with assigned numbers, but they are among the most common, or historically important suspension insulators you will encounter, which allows immediate use of the system in sales and communication.

So that's the boring technical part. The fun part is that there is a wide world of suspension insulators out there, from the rare and desirable Duncan multipart, to the common 10" discs going up in the air right now, and we hope that the ST system will help bring greater collector interest and awareness of this particular line of insulator collecting.

We encourage you to take a look at the website <http://www.allinsulators.com/photos/ST/>, for information on submitting photos and to download the getting started packet. This packet includes a system range overview, PDF for photo requirements and tips and a spreadsheet for filling out to submit discs. If you are not available to submit your disc online contact Shaun Kotlarsky for a printed packet (Contact info. in the back of this magazine)

To view insulators that we have assigned numbers to visit <http://www.allinsulators.com/photos/> and look at the ST section.



ST-3725

Suspension Insulator Numbering System

ST 1-999 Reserved/unused

ST 1000-1999 Solid porcelain link compression units (Hewlett, hog's liver, etc...)

ST 1000 - 1124Hewlett under 10"under 254mm
ST 1125 - 1249Hewlett 10" and greater254mm and greater
ST 1250 - 1499Hog's Liver types	
ST 1500 - 1999Other types	

ST 2000-2999 Cemented multipart porcelain suspension insulators

ST 2000 - 2499Duncan and Thomas type multipart
ST 2500 - 2749Other cemented multipart
ST 2750 - 2999Fog type cemented multipart

ST 3000-3999 Pre Austin patent unipart metal cap porcelain suspension insulators

ST 3000 - 32496" and under152mm and under
ST 3250 - 34996.25" to 9.75"158mm to 247mm
ST 3500 - 374910" to 11.75"254mm to 298mm
ST 3750 - 399912" and greater304mm and greater

ST 4000-4999 Austin patent style porcelain insulators

ST 4000 - 42496" and under152mm and under
ST 4250 - 44996.25" to 9.75"158mm to 247mm
ST 4500 - 474910" to 11.75"254mm to 298mm
ST 4750 - 499912" and greater304mm and greater

ST 5000-5999 multi skirt or multi shed

ST 5000 - 5249Largest shed 6" or under152mm and under
ST 5250 - 5499Largest shed 6.25" to 9.75"158mm to 247mm
ST 5500 - 5749Largest shed 10" to 11.75"254mm to 298mm
ST 5750 - 5999Largest shed Greater than 12"304mm and greater

ST 6000-6999 solid core units and spider discs (Cochrane, etc...)

ST 6000 - 6499.....Solid wood or composite core insulators

ST 6000Byllesby type
ST 6250Cochrane units
ST 6350Porcelain Cochrane units

ST 6500 - 6999.....Spider discs

ST 6500 - 66246" and under152mm and under
ST 6625 - 67496.25" to 9.75"158mm to 247mm
ST 6750 - 687410" to 11.75"254mm to 298mm
ST 6875 - 699912" and greater304mm and greater

ST 7000-7999 glass cap and pin of all types

ST 7000 - 72496" and under152mm and under
ST 7250 - 74996.25" to 9.75"158mm to 247mm
ST 7500 - 774910" to 11.75"254mm to 298mm
ST 7750 - 799912" and greater304mm and greater

ST 8000-8999 externally ribbed cap and pin (not including long rod styles)

ST 8000 - 82496" and under152mm and under
ST 8250 - 84996.25" to 9.75"158mm to 247mm
ST 8500 - 874910" to 11.75"254mm to 298mm
ST 8750 - 8999Greater than 12"304mm and greater

ST 9000-9999 long rod styles

(low priority for categorization, modern designs used in European electric railway)

System developed by: Shaun Kotlarsky | Steve Coffman

<http://allinsulators.com/photos/ST/>

Document Version 3.1 - November 8, 2013

Suspension Insulator Numbering System FAQ

Why are cap sizes not reflected in the ST numbering system?

Many suspension insulators use nearly identical insulating shells, but the caps vary in size and shape based on manufacturer choice, and the load bearing capacity of the given insulator. We believe to classify each of these minor variations defeats the purpose of a handy numbering system, and that an interested collector can simply note the type of cap they have on a given insulator.

Why are small variations not noted in the system?

Minor manufacturing changes and variations inherent in mass production, generally do not justify being noted, unless they are significant enough to be noted by the manufacturer, or considerable enough to stand out.

Why doesn't connection type spawn a new number?

Suspension insulators often use a standard insulating shell, and can be fitted with a myriad of connection types based on the needs and preferences of an end user. These can be simply noted by the collector when describing the insulator. Often an otherwise identical insulator can have four or more different connection types. Giving each on a number would quickly become cumbersome.

Why is the system freely available?

Because we decided it would be in the best interests hobby, and foster a spirit of openness among collectors to simply permit anyone to use the system for commercial or non commercial work with no further licensing or permission. It is our hopes that this openness will encourage people to create further works utilizing the system, which enhances the hobby as a whole.

Why is there a mix of drawings and photos?

Ideally we would have a straight on photo of the insulator and one at a 45° angel of the bottom. When a photo is not available we will use a catalog drawing to illustrate the profile and underside of this insulator until we get a good photo.

Why are the colors recorded so generic?

Colors are listed as there basic colors because this is meant to be a simple system. More details color recording is left up to the specialty collector.

Why is the location of the markings not noted?

Much like porcelain pin types insulators, the location of the marking on porcelain discs can vary widely. To keep things simple we will note the markings but not the location.

I see my insulator listed but mine is a different color or manufacture, shall I still submit photos?

Absolutely! Just because a style has a ST Number already doesn't mean we know about other manufactures and colors.

Why are you collecting embossing and colors but they are not listed on the website?

Right now we are collecting this info. To build a database of known manufactures, colors and markings. As time goes on we will add this data to the website but are focusing first on getting new numbers assigned and known manufactures.





LOCKE 25 Line



By Dan Gauron

Fellow collector “Dale Stevens” and I hiked (climbed is probably a better word) a section of the LOCKE 25 Line last Sunday (October 5th). No, we didn’t make it all the way in to the Power house, but the grueling two or three mile section we did hike was full of colorful autumn views, rugged countryside, rocky cliffs and the amazing sighting of beautiful, century old poles. Some still standing tall, with their wind-blown skin and sun beaten patina “a testament of their enduring strength and construction, while others lay where they fell or have slide down the steep hillsides and crevasses, most times losing their cross-arms and busting what was left of their insulators. This infamous line is right in my backyard, and I’ve wanted to hike a section of it ever since hearing Mike Miller tell tales of hiking it many years ago, and reading Mike Spadafora’s adventures getting to the Skagway Powerhouse. Dale and I got an early start and hiked in from the east side of the line. It was about a three mile hike along rocky stream beds and hillside before we reached the actual line, but when I saw that first pole standing there against the clear blue Colorado sky, I thought I was imagining things. As I stood in amazement, mumbling words of astonishment, Dale calls from just over the top of the hill ... “Dan, you might want to come over here”. As I neared the pole he was standing at, I caught the glimmer of glass, and the closer I got the more they took the form of large LOCKE 25 pieces. I’ve hiked a fair number of lines, and found my fair share of



down a bit and playing with the found pieces, we started our trek westward along the line. I have to wonder if Dale didn’t get tired of hearing my words of amazement for the next half hour. It’s one thing to hear about old lines like this, but until you hike them you don’t really get a true sense or understanding of the amazing feat it was to actually have built these lines through mountainous country back when only mules and man’s sweat & blood were available to haul in all the necessary tools, poles, hardware , wire and insulators. Knowing we had to retrace the grueling hike back out, we only stuffed our backpacks with weight we hoped wouldn’t kill us or drag us down a ravine before getting back to the truck. This was especially tough for me, since

leaving behind a glistening shard of a LOCKE 25 was near impossible. We did several gps locates for a future return trip and headed out with our cache of goodies. I was feeling pretty darn good about having packed a nice wood pole top



insulators, but seeing those ½” thick pieces of LOCKE glass laying there left me speechless. I’ve been looking at a mint LOCKE 25 sitting atop the display in my office for seven years now, but never has it impacted me the way those pieces lying beside that pole in the wild did. After settling



pin, a metal LOCKE 25 pin, a VVNM big old Ohio Brass M-3060 and 95% of a LOCKE 25 “puzzle” top. By the time we made it back to the truck, my 30 pound load felt like 130 pounds, and another mile may have exhausted the limits of meager energy still left me. Meanwhile Mister “Colorado Fourteener”, Dale was barely breaking a sweat. Thank goodness our local Brewery was still open and I’d saved just enough energy to raise a toast of that ice cold Microbrew to my lips. © All in all, a truly amazing day.

Dan Gauron

National Insulator Association 2013 Commemorative

"Now in the 44th year of continuous production"



44th NIA Convention | 2013 Franklin, TN

"Crème de mint"

(7-up with green milk swirls)



Standard Commemorative

Standard commemorative (ONLY 6 LEFT!):

\$40.00 each postage paid (US) for the first commemorative (each additional piece **\$35.00** when shipped with first.)

Solid pours (ONLY 8 LEFT!):

\$50.00 each postpaid (US) Solid pours (limited availability) (no multiple discount on solids)



Solid Pour



Dome embossing



Base embossing

History of the National Show Commemoratives: "Collecting Our History"

Being an enthusiastic insulator collector, Frank Miller of Tulsa, Oklahoma went home from the *First National Insulator Meet* (that's what the "National" show was referred to in 1970) held in New Castle, Indiana with an idea that collectors should have something by which they could remember the national meets. After months of struggling, he managed to have an insulator mold made. Frank said it was often referred to as "Frank's Last Folly" since he retired from teaching shortly thereafter. He also said it was worth the struggle. The Commemorative Insulator he designed replicated the early threadless "pilgrim hat" (CD 736) and is almost 4 inches high and is 3 1/4 inches across at the base. Since 1970, the glass commemorative has marked the national show event with new embossing for the location and a new color of glass. In 1979, the project was continued by John & Carol McDougald of Sedona, AZ. John and Carol produced the yearly commemoratives through 2009 at which time they donated the production to the National Insulator Association starting with the 2010 commemorative. Any profits made from the NIA Commemoratives will go to benefit the National Insulator Association, a 501(3)c.

Please remit order and payment to: Please make checks payable to: NIA

NIA 2013 Commemorative

Carolyn Berry
1010 Wren Court
Round Rock, TX 78681

Phone orders: (512) 255-2006

Email orders: pyrex553@aol.com

Google check-out available: see note below

Website: www.nia.org (for Google Check-out follow link from website)

If you have questions, or live outside the continental USA, please contact me by phone or email.



Winter 2013 NIA Products

www.nia.org/products

GOLF / POLO SHIRTS

Colors: Call or email for colors
Info: All with embroidered logo
some with pockets, pockets, 2X \$3.00 extra

Price: \$38 or \$41
Size: S ___ M ___ L ___ XL ___
2XL ___ 3XL ___
Color: _____
Total Quantity: _____
Total Price: _____

BUTTON FRONT SPORT SHIRT

Colors: White, Red, Blue, Brown, Tan



Info: All with embroidered logo
(no pockets)

Price: \$32 or \$35
Size: S ___ M ___ L ___ XL ___
2XL ___ 3XL ___
Color: _____
Total Quantity: _____
Total Price: _____

DENIM SHIRTS

Colors: Stonewash Blue or Natural



Info: Nicely weighted denim, pre-shrunk cotton, left-side pocket
*ladies order comparable men's size. see chart

Price: \$35 or \$38
Embroidered logo
Size: S ___ M ___ L ___ XL ___
2XL ___ 3XL ___
* S/Sleeve ___ *L/Sleeve ___
Color: _____
Total Quantity: _____
Total Price: _____

T-SHIRT

Colors: Stonewash Green, Stonewash Med. Blue, Pebble (Sand), Lt. Steel Gray



Info: Hanes Heavyweight, 6.1 oz .cotton Pre-shrunk. Screen-printed logo (front & back)

Price: \$20 or \$23
Size: S ___ M ___ L ___ XL ___
2XL ___ 3X ___
Color: _____
Total Quantity: _____
Total Price: _____

HENLEY T-SHIRT

Colors: Black and Lt. Steel Gray



Info: Only come with embroidered logo.
3 button placket

Price: \$25 or \$28
Size: S ___ M ___ L ___ XL ___
2XL ___ 3X ___
Color: _____
Total Quantity: _____
Total Price: _____

EMBROIDERED LOGO T-SHIRT

Colors: Sand, Gold, Ecru, Ash Gray, White, Cardinal Red, Lt. Blue, Army Green, Navy, Bright Green, Lt. Steel Gray, Stonewash Green, Chestnut Brown, Maroon



Info: I have a limited number of t-shirts with pockets, call for details
Pockets, \$2.00 additional on all regular t-shirts

Price: \$20 & 23
Size: S ___ M ___ L ___ XL ___
2XL ___ 3X ___
Color: _____
Total Quantity: _____
Total Price: _____

CREW NECK SWEATSHIRTS

Colors: Hunter Green, Cardinal Red, Lt. Steel Gray



Info: Heavy weight 100 % Cotton/polyester blend, Pre-shrunk, Embroidered logo

Price: \$25 or \$30
Size: S ___ M ___ L ___ XL ___
2XL ___ 3X ___
Color: _____
Total Quantity: _____
Total Price: _____

HOODED SWEATSHIRT

Colors: Lt. Steel Gray

Info: With full front zipper/muff pocket & drawstring hood, embroidered logo

Price: \$35 or \$40
Size: S ___ M ___ L ___ XL ___
2XL ___ 3X ___
Color: _____
Total Quantity: _____
Total Price: _____

EMBROIDERED CAP

Colors: Khaki, Stone, Blue, Gray, Orange, and Pink, Red (\$2 extra)
(Circle color choice)



Price: \$20 or \$22 (Red)
Total Quantity: _____
Total Price: _____

COLLECTORS PATCH

Price: \$4
Total Quantity: _____
Total Price: _____

NIA WINDOW DECAL

Info: for outside car window.
White: 5 1/2 x 6 3/4 Color: 4 1/4 x 5 3/4
Price: \$10 (White) \$7 (Color)
Color: _____
Total Quantity: _____
Total Price: _____

NIA NAME BADGE

Info: Engraved; beveled edges | Pin back (free) OR Magnetic back add \$1.00
Price: \$13 or \$14
Total Quantity: _____
Total Price: _____

BADGE BAR

Info: For NIA position or Local Club
Price: \$4
Total Quantity: _____
Total Price: _____

TOTE BAG

Info: "Big Thunder" Tote bag - sturdy With NIA logo
Price: \$15
Total Quantity: _____
Total Price: _____

Name Badge Engraving Information:

Name _____ NIA# _____ City _____ State _____ Pin Magnet

Name _____ NIA# _____ City _____ State _____ Pin Magnet

Name _____ NIA# _____ City _____ State _____ Pin Magnet

Club Bar _____ Quantity Needed _____

Club Bar _____ Quantity Needed _____

Club Bar _____ Quantity Needed _____



Thank you for supporting the NIA!

U.S. Postage:

\$6.75 for the first item & \$1.50 for each additional item ordered.
Postage for Patches, Badge Bars are \$0.60 each.
Decals, \$1.95
Name Badges are \$0.85 each to mail.

For Postage outside the US or AK & HI Contact me for quote

Shirt Sizing Chart:

Adult/ Mens

S 32-34 | M 36-38 | L 40-42 | XL 44-46
2X 48-50 | 3X 52-54

Ladies

S 28-30 | M 32-34 | L 36-38 | XL 40-42

Ladies order comparable adult/men's size for most shirts, unless specifically noted as a ladies shirt

Please make check or money order in U.S. funds payable to
National Insulator Association or NIA

Name: _____

Address: _____

City: _____ State: _____ Zip: _____

Telephone: _____

Email Address: _____

Subtotal: _____

US Postage: _____

Total Enclosed: _____

Send completed form to:

Tina Rienstra | 6527 W. 93rd Avenue | Crown Point | IN 46307 | 219-365-7913 | ttriens@att.net





Membership Application & Renewal Form

<http://nia.org/membership/>

Prospective members may join the NIA at any time; however, the "membership year" begins on January 1st and ends on December 31st. New memberships issued within three months of the beginning of the new membership year (October – December) will be good for the following calendar year. New members are entitled to all membership privileges immediately upon acceptance by the NIA.

If you are joining the NIA during the months of January through September your membership will expire on December 31st of this calendar year.

Submit (Payable to the NIA in U.S. funds) **To:** **Donald R. Briel**
 NIA Membership Director
 P.O. Box 188
 Providence, UT 84332
don.briel@comcast.net

Dues Schedule:
 Regular Membership \$22.00
 Junior Membership (under 18) \$5.00
 Club or Organization \$50.00

Check appropriate class: Regular Family Junior Club/Org.
Check years of Payment: Single year Multi-year

Please Print Legibly

Name _____

NIA # (if renewal) _____

Address _____

City _____

State/Province _____

Zip/Postal Code _____ (+4) _____

Country (if not U.S.) _____

Telephone Number _____

E-Mail Address _____

Include me in the Annual NIA/Crown Jewels Directory Yes No
 Include my Telephone Number Yes No
 Include my E-Mail Address Yes No
 I would like to receive Drip Points in the following format Paper Electronic
 (Check only one, An E-mail address is required for electronic)

Referred by: _____ **NIA #** _____

Additional Family Members residing in the Same Household at no additional cost.

Name	NIA # (if renewal)
1 _____	_____
2 _____	_____
3 _____	_____
4 _____	_____

Revised June 30, 2012

Signed _____

Date _____

Amount Enclosed \$ _____

Drip Points Magazine Advertising Information

- Display Ads will be sold by fractions of a page.
- Camera-ready copy is preferred but not required.
- An additional fee may be charged for color and set-up based on size and complexity for ads.
- All advertising will be kept confidential until it is published.
- Multiple ads must run in consecutive issues with no changes.
- All ads must be paid for in advance.
- Advertisements must meet all postal regulations that govern publications mailed at Non-Profit Standard Mail prices of postage.

Full Page

1 x = **\$100.00**
2 x = **\$189.00**
3 x = **\$278.00**
Full year 4 x = **\$367.00**

(Multi run discount **\$11.00/x**)

One-Half Page

1 x = **\$55.00**
2 x = **\$101.00**
3 x = **\$147.00**
Full year 4 x = **\$193.00**

(Multi run discount **\$9.00/x**)

One-Quarter Page

1 x = **\$30.00**
2 x = **\$53.00**
3 x = **\$76.00**
Full year 4 x = **\$99.00**

(Multi run discount **\$7.00/x**)

One-Eighth Page

1 x = **\$20.00**
2 x = **\$35.00**
3 x = **\$50.00**
Full year 4 x = **\$65.00**

(Multi run discount **\$5.00/x**)

One Sixteenth Page

1 x = **\$15.00**
2 x = **\$27.00**
3 x = **\$39.00**
Full yr 4 x = **\$51.00**

(Multi run discount **\$3.00/x**)

For more Info. on advertising or
to buy an ad contact:

Christian Willis, NIA #5185
P.O. Box 2797
Parker, CO 80134

Phone: (949) 338-1404

Email: admanager@nia.org

INSULATORS WANTED!



If you think other dealers are paying top dollar, check with Butch & Eloise Haltman



Looking for quality singles or collections.



**Butch & Eloise
HALTMAN**

68-465 Perez Road,
Cathedral City, CA 92234
760-328-5321 after 5:00 p.m.



WANTED

Unique & Unusual Insulator Mounting Pins & Brackets



**Eucalyptus
Insulator
Pins
Brackets
Pole Steps**

- All types of cast iron, multiple pin brackets
- Home-made pins and mounts
- Manufacturer, wholesaler and distributor catalogs



**DUNTON TREE
INSULATOR**

**LOU HALL
THE "PIN MAN"**

NIA # 7185
363 W. Stuart Ave., Fresno, CA 93704
(559) 435-1740 e-mail: louhall@pacbell.net

Money for college!
\$1000/\$500 up to \$2000!

NIA Scholarships are available for a \$1000 academic scholarship and a \$500 vocational scholarship.

Write a 300 word essay. It's that easy! Tell us how to spread the word about the hobby. Go to <http://www.nia.org/scholarship/> for all the details and application.


These scholarships are to encourage the growth and public awareness of the hobby.



LATEST EDITION

North American Glass Insulator Price Guide

- 348 Pages – Spiral Bound
- Added CD Numbers
- Added Embossing Listings
- Added Color Listings
- Drawings with Listings
- New Helpful Appendices
- Color Cover and Photos
- Scale Drawings in New Appendix



Paper Edition -- \$49 post paid in USA

Call or email for shipping rates outside of USA

To order: send check, money order, or PayPal to:

Donald R. Briel

P. O. Box 188 * Dept. D
Providence, Utah 84332

Don.Briel@comcast.net

(435) 753-5786

Visit: www.InsulatorPriceGuide.com

Upcoming Shows

DECEMBER 8, 2013 (SUNDAY)

ENFIELD, CONNECTICUT

Yankee Pole Cat Insulator Club's FIRST ANNUAL "BEAT THE SNOW" Insulator, Bottle, and Tabletop Collectibles Show and Sale. American Legion Hall, 566 Enfield Street (US Route 5), Enfield, Connecticut 06082. We experienced a very exciting and well-attended spring show with a lot of requests for a second "formal" show, so we listened to our New England and Mid-Atlantic collectors and scheduled this NEW show for the Pole Cats! Insulators, bottles, jars, lightning rod equipment, flasks, stoneware, telephone & telegraph collectibles, railroadians, advertising & paper ephemera, and small table top antiques. Show hall is 1 mile from Exit 49 of I-91 (20 minutes from Hartford as well as the Mass Pike). Show Hours 8AM to 2PM. Dealer Setup 6AM to 8AM. FREE ADMISSION. Room for 40+ sales tables. For a dealer contract, display information, or any other details - please contact JOHN RAJPOLT (203) 261-1190. E-Mail: rajpolt@earthlink.net

DECEMBER 14, 2013 (SATURDAY)

ROUND ROCK, TEXAS

Annual Lone Star Insulator Club (LSIC) Christmas Dinner & Swap, 9:00 am - 3:30 pm, 1010 Wren Ct., Round Rock, TX. Bring your glass, porcelain and go-withs to swap or sell & a table, if able. Turkey with all the trimmings will be served. Please bring a side dish or dessert to share. Please RSVP to let us know if you are joining the fun! CAROLYN & BOB BERRY, 512-255-2006 - pyrex553@aol.com

JANUARY 18, 2014 (SATURDAY)

MAITLAND, FLORIDA

The annual Central Florida Insulator Collectors/Antique Telephone Collectors Association (CFIC/ATCA) Show and Sale will be held Saturday, January 18, 2014 at the Maitland, Florida Civic Center located at 641 S. Maitland Avenue. This is a one-day Show and Sale held annually on the same weekend as the huge "Renningers Antique Extravaganza" in Mt. Dora, FL which begins for "Early Buyers" on Friday, January 17th. Set-up in Maitland begins Saturday at 7:00 am with the doors open to the public at 8:00 am and closing at 3:00 pm. There is a food concession on the premises. The Webster, FL Flea Market is open on Monday, January 20th (also a holiday-Martin Luther King Day). So all these opportunities provide time for the collector to find something he/she needs. For information and reservations contact: PAUL MIKULA, NIA# 7466, 650 East Chapman Road, Oviedo, FL 32765, Tel: 407-365-4686, email: wecoman@bellsouth.net

FEBRUARY 8, 2014 (SATURDAY)

YUMA, ARIZONA

The Grand Canyon State Insulator Club is hosting its 14th annual insulator show/tailgater from 9:00 AM until late afternoon. Show will be at the Riverside Park which is located next to the Yuma Territorial Prison State Park. Specific directions: Exit Interstate 8 at the Giss Parkway exit (exit #1, Yuma Territorial Prison exit). Follow the signs to the Yuma Territorial Prison. Just before you get to the Prison parking lot there is a turnoff to the right that goes down the hill into the park. There are many motels and hotels in the area, from first rate to economy, including two Motel 6's within a mile or so. Bring a table and lots of insulators to sell, swap or just show off. No reservations are required and there is no cost to setup. Questions? Contact ROGER NAGEL at 623-566-0121.

FEBRUARY 9, 2014 (SUNDAY)

PEWAUKEE, WISCONSIN

It is the "42nd Annual Milwaukee Antique Bottle and Advertising Show". 9 AM-3 PM at the Country Springs Hotel at 2810 Golf Road, Pewaukee, WI. Admission is \$5, there will be 150 tables with all sorts of bottles, breweriana, advertising, and I'm sure a few insulators for sale. Info: DAVE KAPSOS, foxhead@charter.net or STEVEN LIBBEY, 414.403.4860, steve@inet-pc.com.

FEBRUARY 22, 2014 (SATURDAY)

LEBANON, INDIANA

The National Insulator Association's 2014 Central Regional Show will be held in conjunction with the Heartland Glass Collectors Bottle & Insulator Show on Saturday, February 22, from 9:00 to 3:00 at the Boone County Fairgrounds in Lebanon, IN. Take Exit 138 off I-65. Set up Friday the 21st from noon for 8:00. Show will take place in a heated room with great natural lighting. Sales tables are available for \$25 each. Free admission and insulator appraisals as well. KIM BORGMAN 317-698-9177 or email: kim.borgman@rncd-usa.com or JIM WHITE at: indyblanc@aol.com

MARCH 8, 2014 (SATURDAY)

Tracy, Missouri

12th Annual NW Missouri Insulator & Bottle Show. Located at the Platte County fairgrounds, a new larger location! 1st & Treble St., Tracy, MO 64079 (exit 20 off of I29 then west a half mile on left). This is 20 miles north of downtown Kansas City, 25 miles south of St. Joseph and only 6 miles from the KCI airport. As always, we will have a mix of insulators, bottles, jars, telephones, porcelain signs, lightning rod balls and other miscellaneous collectibles. We will have FREE admission and are looking for a good crowd. 60+ Dealer tables are only \$25.00 each and we are looking for more dealers! We have a room block at the Comfort Inn in Platte city for attendees and dealers. For dealer information, contracts and show information, contact Darryl Wagner at nwmoshow@dwagnerkc.com or Phone 816-719-0801

MARCH 22, 2014 (SATURDAY)

SEATTLE, WASHINGTON

25TH Annual Emerald City Insulator and Bottle Collector's Show & Potluck sponsored by the Jefferson State Insulator Club. 9:00 AM until 4:00PM/ Set up at 8:00. Some tables available; please bring your own. There will be a \$10 charge per table space. Bring main dish/salad for potluck. NEW LOCATION: The Lutheran Church Of The Good Shepherd, 2116 E Union St, Seattle, WA 98122. Information and Directions: GILBERTO HEDGES-BLANQUEZ 206-218-7936, ROBIN HARRISON 206-522-2135, WIN & BONNIE TRUBLOOD 360-491-1285.

MARCH 30, 2014 (SUNDAY)

BREWERTON, NEW YORK

44th Annual Empire State Bottle Collectors Association Show & Sale, Sunday, March 30 from 9:00 to 3:00 at the Brewerton Fire Hall, 9625 Rt. 11, Brewerton NY. Over 50 show tables. Admission: \$3 donation. Free parking. Info: KEON KELLOGG, kkell32369@aol.com, phone: 315-963-8681

APRIL 4 - 5, 2014 (FRIDAY - SATURDAY)

YORKVILLE, ILLINOIS

Formerly the WHEATON show. Set up and come to buy, sell or trade Friday night, Dealers set-up Friday 5pm - 9pm. Free Admission. Saturday 8am - 3pm. Contact JASON TOWNSEND 630-667-3357, jtins76@gmail.com This is the 5th year at Yorkville., Kendall County Fairgrounds. This is a huge facility in a great location! 115 tables are available, \$30 each! No rules.

Website: www.midwestweathervaneinsulatorshow.com

MAY 16-17, 2014 (FRIDAY - SATURDAY)

COLUMBIA CITY, INDIANA

Whitley County 4H Center 581 West Squawbuck Road Just 1 mile S of US 30 in Columbia City, Indiana 1st 8' table \$28, each additional table \$20. Friday May 16th Dealer setup: Noon-3 PM, Public: 3 PM-5PM, Seminar 6 PM. SATURDAY MAY 17 Dealer setup: 6 AM-8 AM, Public: 8 AM-3 PM. Contact: Gene Hawkins 3847 North Prairie Street, Warsaw, IN 46582 gene.hawkins@mchsi.com

MAY 17, 2014 (SATURDAY)

MOUNTAIN HOME, NORTH CAROLINA

The spring 2014 Dixie Jewels Insulator Club swap meet, hosted by Fred Pittman, will be held at Mountain Home, North Carolina on Saturday from 9:00-3:00 at the Mountain Home Fire and Rescue on U.S. Highway 25. This is always a popular meeting location and we'll expect collectors from all over the Southeast, so mark your calendar and don't miss it! Bring a table and any insulators you wish to show or sell. There is no charge to set up. Add to your collection and enjoy a day of fellowship with other collectors surrounded by the beautiful mountains of North Carolina. A noon meal will be served and side dishes and desserts are appreciated. Please contact FRED PITTMAN at (828) 692-6236 or e-mail at trailat@bellsouth.net for more information, directions, or to let him know you are coming and what you can contribute to the meal.

JUNE 28 - 29, 2014 (SATURDAY - SUNDAY)

CERVIA, ITALY

5th European insulator collectors meeting. We know that this timing is not very good for US collectors, since you'll have your National the following week end, but this date can not be changed. Still some collectors from USA may choose to attend. Cervia is not far from Bologna and Rimini airports from where there are flights to intercontinental airports at Milano Malpensa or Roma Fiumicino. It is possible to attend the Cervia show and still to be back home in time for the National. More information will be added later with hotel packages and discounts. Contact GUIDO BOREANI, boreani@libero.it or isolatori@gmail.com



JULY 3-6, 2014 (THURSDAY - SUNDAY)

FARMINGTON, NEW MEXICO

45th Annual National Insulator Association Show and Convention in Farmington, New Mexico. The Show is at the McGee Park Convention Center, #41 CR 5568, Farmington, NM 87401. Your Show Host is Tommy Bolack. The headquarters hotel is the Red Lion Hotel, 700 Scott Ave., Farmington, NM 87401. For reservations call (505) 327-5221 or on-line: redlion.com/our-hotels/new-mexico/farmington/. Use code "Nati0630" for the group rate. For more information and/or a show packet, please contact TOMMY BOLACK, B-Square Ranch, 3901 Bloomfield Hwy., Farmington, NM 8740. Phone: (505) 325-4275 or (505) 325-7873. You can also contact LOU HALL, 363 W. Stuart Ave., Fresno, CA 93704-1544 Phone: (559) 435-1740 or cell (559)284-4211 or email: louhall@pacbell.net



Different view of the cover photo of the amazing display of Dan Goodrich
Photo by: Shaun Kotlarsky

National Insulator Association

Board of Directors

PRESIDENT

Lou Hall, NIA #7185
363 W Stuart Ave
Fresno, CA 93704
president@nia.org

FIRST PAST PRESIDENT

Bob Stahr, NIA #4186
515 Main St., Unit 403
West Chicago, IL 60185
1stpastpres@nia.org

SECOND PAST PRESIDENT

Kevin Jacobson, NIA #6720
1102 West Aster Dr
Phoenix, AZ 85029-2808
(602) 564-0815
2ndpastpres@nia.org

WESTERN REGION VP

Dan Gauron, NIA #8176
P.O. Box 1721
Colorado Springs, CO 80919
westernvp@nia.org

CENTRAL REGION VP

Barry Spitler, NIA #8803
416 South Water St.
Cambridge, IA 50046
centralvp@nia.org

EASTERN REGION VP

Matt Grayson, NIA #387
34-30 78th Street, Apt. 2-F
Jackson Heights, NY 11372
easternvp@nia.org

INFORMATION DIRECTOR

Michele Kotlarsky, NIA #5370
147 Cherokee Rd
Pontiac, MI 48341
information@nia.org

MEMBERSHIP DIRECTOR

Donald Briel, NIA #7218
P.O. Box 188
Providence, UT 84332
(435) 753-5786
membership@nia.org

SECRETARY

Steve Roberts, NIA #7935
2404 Mansker Dr.
Madison, TN 37115
secretary@nia.org

TREASURER

Bill Rohde NIA #1219
P.O. Box 28
Colusa, CA 95932
530-701-4377
treasurer@nia.org

Committee Chairpersons

AUTHENTICATION & CLASSIFICATION

Paul Greaves, NIA #2685
8830 Benton Acre Rd
Granite Bay, CA 95746
authentication@nia.org

AWARDS AND RECOGNITION

Gene Hawkins, NIA #421
3847 North Prairie St
Warsaw, IN 46582
awards@nia.org

ETHICS

David Wiecek, NIA #3225
63 Reinman Rd
Warren, NJ 07059
ethics@nia.org

HISTORIAN

Miles McLall, NIA #8548
480 W. Juniper Road
Dammeron Valley, UT 84783
historian@nia.org

NIA COMMEMORATIVE COORDINATOR

Carolyn Berry, NIA #4336
1010 Wren Court
Round Rock, TX 78681
commemorative@nia.org

RESEARCH & EDUCATION

Jacque Linscott-Barnes, NIA #1380
3557 Nickaus Drive
Titusville, FL 32780
education@nia.org

PHILANTHROPY

Rick Jones, NIA #201
405 Oakwood Dr
Hamilton, OH 45013
donations@nia.org

PRODUCT MARKETING

Tina Rienstra NIA #8045
6527 W. 93rd Ave.
Crown Point, IN 46307
niaproducts@nia.org

PROMOTIONS

Jim White, NIA #1127
7990 Windcombe Blvd
Indianapolis, IN 46240
promotions@nia.org

RULES & PROCEDURES ADVISOR

Mike Doyle, NIA #5932
1805 E Country Court
Visalia, CA 93292
procedures@nia.org

SCHOLARSHIPS

Kay Bryant, NIA #4099
8061 S.E. Helen Terrace
Hobe Sound, FL 33455
scholarship@nia.org

DRIP POINTS EDITOR

Shaun Kotlarsky, NIA #4993
2475 W Walton Blvd
Waterford, MI 48329
newsletter@nia.org

DRIP POINTS AD MANAGER

Christian Willis, NIA #5185
P.O. Box 2797
Parker, CO 80134
admanager@nia.org

WEBMASTER

Bob Berry, NIA #1203
1010 Wren Court
Round Rock, TX 78681
(512) 255-2006
webmaster@nia.org

NIA EVENTS ADVISOR

Darryl Wagner, NIA #8671
14615 NW Skyview Av
Smithville, MO 64089
(816) 719-0801
shows@nia.org

FINANCE COMMITTEE

Bill Snell, NIA #2624
11427 E. Scarritt Ave.
Sugar Creek, MO 64054
(816) 769-7455
finance@nia.org



National Insulator Association
 10801 N. 24th Ave. Ste 103
 Phoenix, AZ 85029-4712

45th National Insulator Association Show & Convention

Hosted by Tommy Bolack

July 3-6, 2014
 McGee Park Convention Center
 Farmington, New Mexico



Photograph of Tommy Bolack
 Courtesy of Michael Doyle @90insulators.com



YOU'RE INVITED!

July 3-6, 2014 | Farmington, New Mexico

45th Annual National Insulator Association Show and Convention

200+ Dealer Tables & 35 Display Tables
Silent Auctions | Walk-In Appraisals
Museum Tours at Bolack Ranch

Free Admission | Free Parking

Location: McGee Park Convention Center
 Address: #41 CR 5568, Farmington, NM 87401

Show Host: Tommy Bolack



Thursday, July 3, 2014

9:00 am – 4:00 pm NIA Members Only (Ask about becoming a member)
 4:30 pm – 5:30 pm NIA General Membership Meeting

Friday, July 4, 2014

9:00 am – 4:00 pm General Admission
 9:00 pm – 10:00 pm Fireworks on B-Square Ranch
 (For NIA Member Show Attendees Only)

Saturday, July 5, 2014

9:00 am – 4:00 pm General Admission
 6:30 pm – 10:00 pm Banquet & Awards Program

Sunday, July 6, 2014

8:00 a.m. – 1:00 pm General Admission



Headquarters Hotel: The Red Lion Hotel

Address: 700 Scott Ave., Farmington, NM 87401
 Reservations: Call (505) 327-5221 or go Online:
redlion.com/our-hotels/new-mexico/farmington/
 Use code: *National Insulator Association*

For more information and/or show packet, please contact:

Tommy Bolack

B-Square Ranch
 3901 Bloomfield Hwy.
 Farmington, NM 87401
 Ph: (505) 325-4275 or (505) 325-7873

Lou Hall

363 W. Stuart Ave.
 Fresno, CA 93704
 PH: (559) 435-1740 or (559) 284-4211
 louhall@pacbell.net

