



DRIP POINTS

MAGAZINE FOR INSULATOR COLLECTORS

DECEMBER 2020 • Vol. 48, No. 6





**THREADLESS INSULATORS WANTED FOR MY COLLECTION
& RESEARCH. WILL PAY TOP DOLLAR!**

COLLECTING INSULATORS SINCE 1967! I AM OLD.

DARIO DIMARE

**318 MAIN STREET, NORTHBOROUGH, MA 01532
617-306-2420 DARIO@DARIODESIGNS.COM**

WANTED

THREADED OR THREADLESS

BRIAN RIECKER

620-779-1741



TOP CASH PAID

Custom Backlit Cabinets

*TAKING ORDERS FOR FALL 2020
3'X2' TO 6'X14' \$65.00 TO \$130.00 /SF
100'S OF HAPPY CUSTOMERS IN 14 YEARS!*

BRIAN RIECKER

620-779-1741

BRIAN@DOMEGLASS.COM

In This Issue *of* DRIP POINTS

🏠 NIA Board & Committee Articles *🏠*

President	Darryl Wagner	5
Information Director & Drip Points Managing Editor	Christian Willis	6
Western Region VP	Roger Ziesak	8
Commemorative Coordinator & NIA Products Manager	Margaret Wagner	10
Central Region VP	Chris Hedges	10
Directory Committee Chair	Nathan Holmes	22

🏠 Features & Articles *🏠*

Letter to the Editors	by Michael Black	6-7
2020 NIA Commemorative	by Margaret Wagner	11
Fort Pembina Baby Battlefords	by Tom Askjem	12-15
Unlisted & Oddity Insulators (Part 2)	by Michelle Armand	16-19
Review of the Kovels' Antiques & Collectibles Price Guide	by Rick Soller	21
Crown Heights Discovery	by Mike Deloia	23-25
The Early Telegraph Lines in Montana	by Doug Rusher	26-31
Issues & Adventures with the Big Go-With	by Dave Bullock	32-33
Garland Show Report	by Bob Machann	34-35
Western Reserve Oktoberfest Show Report	by Rick Baldwin	36
Springfield Show Report	by Curt Boster	38-40
Harloe and His Self-Tying Insulator	by John Barber	41
A Florida Insulator Marathon	by Sean Green	42-43
Collector Threads: Featuring Mike Bliss	by Mike Green	44-49
2021 National Show Information		50-51
Upcoming Shows & Events		52

🏠 NIA Information & Forms *🏠*


Drip Points Magazine Ad Rates and Specifications	58
NIA Donors & Sponsors	59
NIA Affiliated Clubs	60
NIA Membership Application & Renewal Form	61
NIA Merchandise	62-63
Make a Donation to the NIA	64-65
NIA Contact Information	66



🏠 About the Cover *🏠*

This issue's cover features a squirrel keeping a CD 154 Hemingray 42 company. (Now if only we could train them to unscrew the insulators!) Photograph by Matt Kancle and submitted by Lee Brewer. More photos on next page.

Would you like to have your photo or artwork featured on the cover of Drip Points Magazine? Contact the Editors at drippoints@nia.org.



Established in 1973, the National Insulator Association is a 501(c)(3) charitable nonprofit organization. Visit us on the web at www.nia.org.

About Drip Points Magazine

Drip Points Magazine is published bi-monthly to all active members of the National Insulator Association.

A limited quantity of printed back issues (2018 or newer) are available for \$5 each. To order a back issue, purchase ad space or submit other content, please email drippoints@nia.org, call (406) 461-7341, or write to: Christian Willis, P.O. Box 2797, Parker, CO 80134.

Publishing Schedule

Issue	#	Deadline	Mailing
February	1	Jan. 10	Feb. 1
April	2	Mar. 10	Apr. 1
June	3	May 10	Jun. 1
August	4	Jul. 10	Aug. 1
October	5	Sep. 10	Oct. 1
December	6	Nov. 10	Dec. 1

What's in a Name?

"Drip Points" is named after the feature seen on many insulators produced from the 1890s through the 1950s. Drip points are the bumpy protrusions around the base of an insulator. Their purpose was to help draw water off of the insulator.

Copyright © 2020 National Insulator Association. All rights reserved. No part of this publication may be reproduced, stored, transmitted, or disseminated in any form or by any means without prior written permission from the National Insulator Association. Magazine designed by Christian Willis.



NIA PRESIDENT

DARRYL WAGNER ✨ NIA #8671

We are getting close to the holidays & a new year and hope that you and your families are able to gather and enjoy each other's company. It has been unfortunate that our collector family has not been able to get together very much this year and I am sure that most everyone is getting very stir crazy. But next year is coming and hopefully we will be past the Covid-19 craze and be able to start attending shows again.

It was nice to see the collectors that were able to attend Springfield. Even though it was smaller than usual, it was a good show and thanks go to the Boster brothers and Lois Blair for putting it together.

As we close out 2020, I would like to thank all of the NIA leadership for their time & service and thank you to the NIA Membership for your continued support of our organization and support of our great hobby.

Hope you had a great Thanksgiving & have a very Merry Christmas! ▲

Darryl Wagner



Photograph by Matt Kancle
August 2020



Photograph by Matt Kancle
August 2020



Photograph by Matt Kancle
August 2020



Photograph by Matt Kancle
August 2020



NIA INFORMATION DIRECTOR & DRIP POINTS MANAGING EDITOR

CHRISTIAN WILLIS * NIA #5185

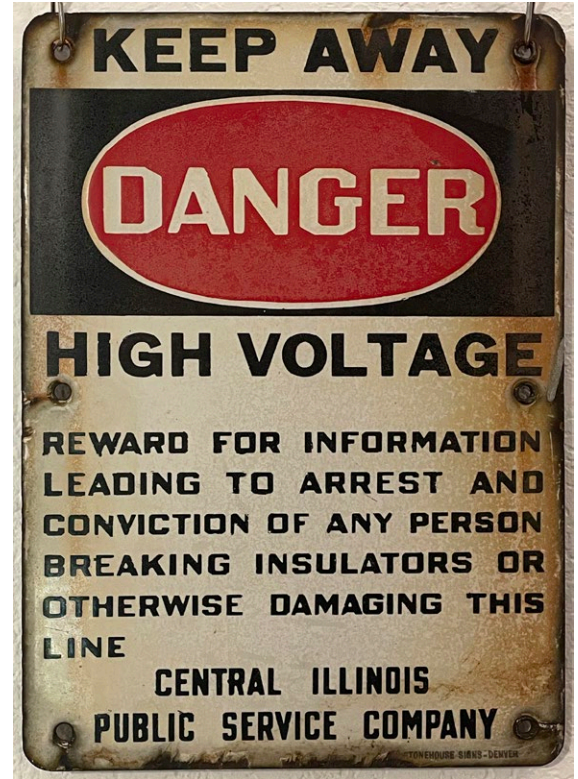
We received a lot of great photos and artwork this issue, and I've got to say that it was really tough picking a cover photo! But the photos taken by Matt Kancle of a photogenic squirrel with an apparent fondness for Hemingrays really won me over.

I really hope you enjoy the final magazine of 2020, our first ever year with 6 issues. And I must say that everyone really stepped up to the plate with their content and submissions—thank you! It simply wouldn't have been possible without you. I would also like to thank Tommy Bolack again for his generous donation to the NIA to make the extra 2 issues possible, and for everyone who has donated either their time or money this year to the NIA and the hobby. Despite the challenges we have faced this year, it is clear our hobby remains active and resilient!

While I wasn't able to attend any shows this year, thanks to the Internet I did manage to find several Hemingrays on my wanted list, grow my Stonehouse Signs and go-with collections, and keep in touch with collectors. I hope everyone has a great holiday season, and we'll see you all again with the February 2021 issue! ▲

Christian Willis

RIGHT: MY LATEST GO-WITH / COLLECTION CROSS-OVER (SINCE I COLLECT BOTH INSULATORS AND STONEHOUSE SIGNS). THIS CUSTOM 10" X 14" DANGER SIGN MENTIONING INSULATORS WAS PRODUCED BY STONEHOUSE SIGNS OF DENVER, COLORADO FOR THE CENTRAL ILLINOIS PUBLIC SERVICE COMPANY. BASED ON THE FONT AND HEADER STYLE, IT LIKELY DATES TO THE 1920S-30S.



Letter to the Editors

Mr. Christian Willis and Team,

First and foremost, thank you to everyone involved with the creation of each Drip Points magazine. Your publication has provided me with hours of enjoyment this year, and I just happily renewed my membership this morning.

Secondly, I have attached a photo of a unique painting (acrylic on canvas) I just completed, specifically for your magazine. It is also intended to be used during the holiday period. Even if not a cover piece, I do hope you are able to use it somewhere in the upcoming issue.

About me: This year, I am celebrating 25 years in the utility industry, and am wrapping up my first year as a NIA member. The pandemic has presented me with the opportunity to paint again, after many years of focusing on other endeavors.

Sincerely,

Michael Black
NIA Member # 10178

Dear Michael, thanks so much for sharing your painting with us! I love the symbolism, with a colorful sky and tapered crossarms drawing the eye upward to the focal point. To me, this is a great reminder that there are opportunities to make the best of a challenging situation. I felt that it would be a shame to cover even a portion of the beautiful sky with the Drip Points header, so I've given it its own page in the magazine. I hope to see more of your artwork soon!

— Sincerely, Christian ▲



WESTERN REGION VP

ROGER ZIESAK * NIA #8919

Well, Springfield is wrapping up today and I'm hoping it was an epic show for those that could attend. Hats off to Lois, Curt, and their helpers for pulling it off in these trying times. I didn't make it over there but it's a good bucket list show for me, maybe next year. Looking forward to the pictures on ICON and maybe Facebook.

Let's talk about how you look at a collection when you buy one. Is it the volume of good sales stock, the chance to get a high end or truly scarce piece, or that one piece you've been looking for? Not long ago I bought a big chunk of a collection, (56 boxes, oh yeah), from a fellow collector who is downsizing and focusing his collection on his specialties. The vast majority of the purchase was common type glass and mud - under \$10 apiece with most \$5 or under. I liked the deal though because I was able to add a few pieces to my collection, that while not expensive, are pretty hard to find, at least here in the Northwest. Some are glass, some are mud.

Couple of months ago I found a great piece of mystery mud at a garage sale in Anaconda, MT. There was a huge copper smelter there many years ago and I figured it came out of there. I had never seen one before and couldn't figure out the U-number because it has a 1 3/8" pinhole. Sending a couple of pics to Elton Gish got me squared up. It is a U-615A, kind of a tough piece to find. This collection purchase surprised me with a second one - this one with the standard one-inch pinhole. It's cool to have both types in the collection.

A second "find" was a plain aqua H G Co beehive with an H on the dome, possibly the most common CD145 embossing/color combo ever made. What's cool about this piece is the fantastic milk display it has. Not super thick or obvious, but throughout the insulator in rolls and waves. It looks like the Pillars of Creation in the Eagle Nebula. Well, maybe it's not quite that dramatic, but that's what it reminded me of. These milky beehives are only \$30-40 in the Price Guide (Thanks for doing the PG, Don) but I've looked at literally thousands of these beehives and can't remember ever finding a milky one much less one with the milk this one has. This dude is going into the permanent collection because I smile every time I look at it. There are others that I'll keep, but you get the idea. A big price tag or being super rare isn't necessary to enjoy finding and keeping any particular insulator. I don't specialize yet (still some room in the shop) so buying collections, large or small, gives me the chance to do the detail work of looking at every insulator to see what I can discover. Always keep on digging!

Lastly, I haven't really heard from many folks since I became the Western Region VP. I encourage you to contact me with any NIA questions or issues you might have. This is a very interactive hobby, and the NIA is structured that way too. Get in touch and let me hear what you have to say. Even if we just talk insulators, that's time well spent. ▲

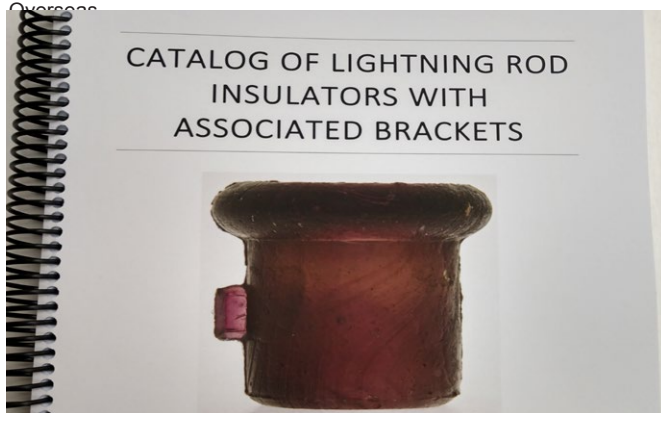
Thanks,

Roger Ziesak

CATALOG OF LIGHTNING ROD INSULATORS WITH ASSOCIATED BRACKETS


by Steve Bobb

Introducing to the insulator hobby for the first time, a catalog dedicated to the collecting of lightning rod insulators and associated brackets. This spiral bound catalog is 264 pages in length. It covers every known style LRI Glass and Porcelain. Easy to use actual size design drawings, A catalog LR system, index, with color identification, plus estimated pricing, Glass houses, patents associated with LRI's, advertisement associated with manufacturers, installers, patent owners. Color pictures and much more! Cost is \$ 35.00 per book, plus shipping. Email me at sbobb1@verizon.net, message me, or Face Book. For ordering and shipping costs. Shipping costs vary depending where you are located in the US mainland. Extra for shipping to Canada or Overseas.



WANTED

Unique & Unusual Insulator Mounting Pins & Brackets




Eucalyptus Insulator Pins
Brackets
Pole Steps

- All types of cast iron, multiple pin brackets
- Home-made pins and mounts
- Manufacturer, wholesaler and distributor catalogs

LOU HALL
THE "PIN MAN"

NIA # 7185

363 W. Stuart Ave., Fresno, CA 93704
(559) 284-4211 e-mail: louhall@pacbell.net






WANTED



My Goal is to form a complete collection of CD styles by June of 2021
IF YOU ARE SELLING, PLEASE GIVE ME THE CHANCE TO TOP YOUR HIGHEST OFFER!

The insulators I need are listed by their CD number in the following columns. Numbers in regular typeface are North American CD's Numbers in **Red** are Foreign CD's

I am currently building displays in my museum and am looking for oddball:


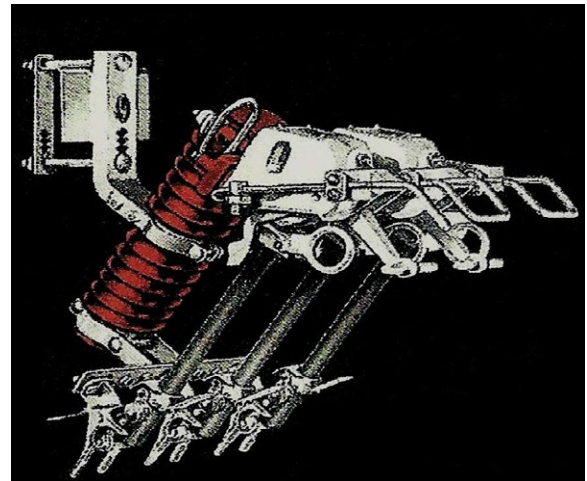


North American	Foreign	Threadless	Odds & Ends
10	334	553	700.4
12	343	563.2	701.5
25	343.5	567.5	723.5
28	350.3	570	724.5
28.5	365	571.7	728.5
29.5	370.3	583	732.4
30	374	586.5	736.3
30.5	377.4	591	738.5
33	377.7	592	740.4
45	378.1	595	784
61	378.4	607	
109.7	379.3	607.5	
136.5	380.1	610.2	
139.8	404	613	
148	404.2	625.5	
181.5	404.5	653.5	
192.1	405.5	656.8	
234.5	414	669.5	
244.5	445.4	669.8	
245-cup	451.5	687.1	
303.5	451.6	692	
313	480		
313.1	533		
	537.4		

Electric Primary Fuse Cutouts (3kv to 69kv)
 Fuse Links (high Voltage)

Mechanical Clamps (aluminum, brass) for wire & cable


Electric Secondary Fuse Cutouts (L.M type P.S.D.)
 Mechanical Re-closing Cutouts (L.M. type R.L.O, etc)
 James R. Kearney Catalogs & Equipment



FOR CASH CONTACT:

Tommy Bolack
 3901 Bloomfield Hwy.
 Farmington, NM 87401
 (505) 325-7873

**Urgently Wanted:
 CD1053 D-519 Spools**



COMMEMORATIVE COORDINATOR & NIA PRODUCTS MANAGER

MARGARET WAGNER * NIA #8711



Christmas is almost upon us, so you might think about getting one of the various NIA Logo Products for the Insulator Collector in your life, could even be a gift for yourself. Wearing these products out and about, might also bring some closet collector to you, or maybe even someone that has insulators that they would like to part with.

The 2020 NIA Commemoratives have been a great success. There are only a few solid pours left of the 2020 edition, as of this writing, so if you want one, don't wait and order now. The Milk & Honey color combination made no two commemoratives alike. We also have some from a few previous years. See the NIA website or email me for availability.

NIA Products are stocked up after the shutdown and most sizes and colors are available in the various clothing items. The 16 oz. Travel Tumbler & the 20 oz Copper-lined Stainless Steel Tumbler are on Sale and have been marked down (see page 63.) The 2020 Insulator Collectors Hobby Directory is also available. This directory has a heavier cover, heavier glossy pages that won't get dirty as quick and color in the first section.

New product suggestions are always welcome & thank you for your support of the NIA through commemoratives and products.

Merry Christmas & have a Happy New Year! 🎄

Margaret Wagner



CENTRAL REGION VP

CHRIS HEDGES * NIA #15

Hello everyone! Having just returned from the Springfield Show, I'd like to thank the show hosts, Curt and Lois, for an exceptional job in difficult circumstances for a good show! A few of the items that really struck me were a screaming yellow green Columbia, an amazing Crown, a complete CD 185.2 BELCO with the original bracket, an amazing walk through porcelain and many other good pieces! Wow! Of course it's all the folks that make the show! Good times were had by all, as for many of us it was the only show we have attended this year due to cancellations from Covid.

I would like to wish everyone a joyful and rewarding Holiday Season ahead. After the past 8 months, many of us have learned life's true priorities. I hope you get to spend time with loved friends and relatives!

To quote Alan Jackson: "It's the people you love not the money and stuff that makes you rich!" We are all blessed to have a wonderful hobby and friends that come with it! 🎄

Chris Hedges

2020 NIA COMMEMORATIVE

"THE SHOW THAT WASN'T – A COVID-19 CASUALTY"

The National Insulator Association 2020 Commemorative Insulator
51st National Convention • 2020 Logan, UT

At least that is the National that we had hoped for. Given the circumstances this year, the National was canceled, but we felt it was important to continue the Commemorative series and I think you will like this year's insulator. This will be a special addition to your collection as it will be the first ever for a show that wasn't (remember that phrase) and it will have some additional etching on it to commemorate this.



REGULAR



SOLID POUR


"Milk & Honey" Representing the "Bee Hive" state

Regular - \$40.00 each / ppd
(\$35 for each additional when shipped with the first)

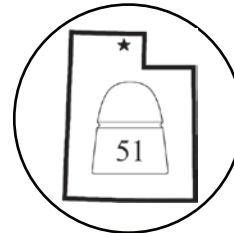
Solid Pour - \$50.00 each / ppd

Note: Solid pours are not plunged. They vary in size and can be crude. They may lean or have flaws. They have no base markings.

Embossed on the base of the commemorative:



Embossed on the dome of the commemorative:



In Addition

This edition will have some additional markings, commemorating the 2020 experience. There will be etching with the following wording:

THE SHOW THAT WASN'T
A COVID-19 CASUALTY

History of the National Show Commemoratives: "Collecting Our History"

Being an enthusiastic insulator collector, Frank Miller of Tulsa, Oklahoma went home from the First National Insulator Meet (that's what the "National" show was referred to as in 1970) held in New Castle, Indiana with an idea that collectors should have something by which they could remember the National meets. After months of struggling, he managed to have an insulator mold made. Frank said it was often referred to as "Frank's Last Folly" since he retired from teaching shortly thereafter. He also said it was worth the struggle. The commemorative insulator he designed replicated the early threadless "Pilgrim Hat" (CD 736) and is almost 4 inches high and is 3¼ inches across at the base. Since 1970, the glass commemorative has marked the National show event with new embossing for the location and a new color of glass. In 1979, the project continued on by John & Carol McDougald of Sedona, AZ. John and Carol produced the yearly commemoratives through 2009, at which time they donated the production to the National Insulator Association starting with the 2010 commemorative. Any profits made from the NIA Commemoratives go directly to benefit the National Insulator Association, a 501(c)(3).

To place your order online, please visit:
<https://www.nia.org/products/commemorative/>
 We accept PayPal.

Alternately, you can send your order and payment to:
Margaret Wagner
 14615 Skyview Ave.
 Smithville, MO 64089
 (816) 719-0801
commemorative@nia.org

Please make checks payable to "NIA".
 If you have additional questions or live outside the continental United States, please contact me by phone or email prior to your order. Thanks!

FORT PEMBINA BABY BATTLEFORDS

BY TOM ASKJEM



FORT PEMBINA N.DAKOTA BABY BATTLEFORD

FIND BY TOM ASKJEM

The Breckenridge–Fort Garry Line

In the summer of 1871 the Great Northwestern Telegraph Company of Kenosha, Wisconsin made arrangements for the construction of a one-wire telegraph line from Breckenridge, Minnesota to Fort Garry, Manitoba. The wire and insulators were supplied by the Hudson's Bay Company. The line was completed on November 20, 1871. This was the first line in the area. It followed a stagecoach trail along the Red River. The line ran in Minnesota from Breckenridge, through Glyndon, Georgetown and Crookston. It crossed the river into North Dakota near Grand Forks and then went up through the parade ground on Fort Pembina. It then crossed the border into Canada up to Fort Garry.

The Baby Battleford Threadless Insulators

Threadless insulators were used on some of the earliest telegraph lines. The “Baby Battleford Threadless” insulators were primarily used on Canadian lines, though with the discovery of these, they have now been found to have also been used in the U.S. The nickname “Baby Battleford” was given to them by Ren Settle, who found a large cache of them in 1972. The insulators were found near Battleford, Saskatchewan and are much smaller than standard insulators, hence the name. Though the origin of these insulators has not been confirmed, they are believed to be Canadian.

FORT PEMBINA BABY BATTLEFORDS

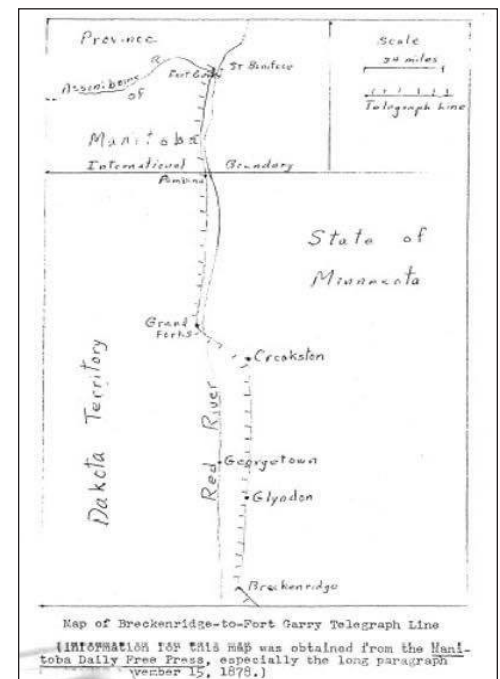

(CONTINUED)



A PICTURE OF THE FORT TAKEN FROM THE PARADE GROUND. THE STOREHOUSE IS THE BUILDING STRAIGHT ON TO THE RIGHT. IT WAS IN THE BURIED REMAINS OF THAT BUILDING THAT THE INSULATORS WERE FOUND. IF YOU LOOK AT THE PICTURE CLOSELY, YOU WILL SEE AN INSULATOR ON THE POLE.



I DUG THOSE BY HAND WITH THE HELP OF A FRIEND BUCKETING OUT MUD. WE HAD TO BRACE UP THE SIDE TO PREVENT COLLAPSING AFTER ABOUT THE 9' MARK. THOUGH THE INSULATORS WEREN'T FOUND IN THOSE PITS, SOME UNBELIEVABLE FINDS WERE DISCOVERED.



FORT PEMBINA BABY BATTLEFORDS

(CONTINUED)

Fort Pembina

The Baby Battleford insulators pictured were found in the North-east corner of North Dakota at the site of Fort Pembina. The fort was started in 1870 to protect the settlers and to patrol the border. Much of the fort burned in 1895 and was never rebuilt, closing it permanently. The insulators were found in the buried remains of the storehouse, roughly four feet below the surface.

A bit about myself and my excavations at Fort Pembina

My name is Tom Askjem. I am 29 years old and live on a farm in North Dakota. The farm I live on was homesteaded in 1878. They first built a sod house and then a log cabin. The farmhouse I grew up in was built in 1898. It is where I first started getting interested in history. As a kid I would explore the woods and find things left behind by the previous owners. Most of the items were old bottles. I later found out a lot of things were thrown down outhouse pits or “privies”. At the age of about 14, I dug up the privy and found bottles dating back to when the farmhouse was built. I then went on to the abandoned farms in the area and dug up the outhouse pits there. In my early 20’s I met a guy by the name of Bill Marvin on a bottle collecting site. He sharpened my digging skills and showed me how to make special tools to dig up bottles more carefully etc. Since then I’ve dug roughly 1200 privies in 7 states, literally from coast to coast.

I was informed of the Fort Pembina site from a stoneware collector who was interested in some pieces I had found. He also does metal detecting and had been going up to the site for many years. He showed me the area and I did some exploring. There

are no signs of where the building stood. I was walking through the woods with a probe rod when I located a place to dig. I called the landowner and explained to him the situation. He said “find something cool”. That was early June. It is now October and I just recently finished the site. I spent most of the summer digging and documenting. I drove back and forth to the site almost every day, putting on well over 10,000 miles. I plan to put all the information together this winter and write a book on the site.

My thoughts on the insulators

By the time I found the insulators, I had already done a lot of digging on the fort site. It was unexpected. Most of the finds that I research are bottles, so insulators are a bit of a mystery to me. I have a small collection of more common Hemingray insulators that I had picked up along the way over the years. I had never really pursued insulators, though. When I saw the first pieces of the Baby Battlefords, I knew they were something special. Though I didn’t know much about insulators, I knew the threadless ones were early and any colors other than clear or aqua were unusual, these being deep olive green or “black glass”. What was most interesting to me was that I had dug at the ghost town of Frog Point years before. I had read that a branch telegraph line went to the town in the 1870’s. I’m assuming it was a branch of a line from Georgetown on the Breckenridge-Fort Garry line. I had wondered for years what those insulators had looked like and had hoped to one day find one of the original poles in the woods by the river, though I knew it was extremely unlikely. I never did find one of the poles or insulators at the Frog Point site, although I now know what the insulators on those lines likely looked like.



ME WEARING A HAT WE RECOVERED FROM AN ASH DUMP BEHIND WHERE I BELIEVE THE EAST COMPANY QUARTER’S KITCHEN ONCE STOOD.



THE SOLDIER’S KEPI HAT IS ON A MANNEQUIN FOR DISPLAY. THERE WERE THREE OR FOUR WELL PRESERVED EXAMPLES FOUND.

FORT PEMBINA BABY BATTLEFORDS

(CONTINUED)



BABY BATTLEFORDS FOUND AFTER THE DIG



ABOVE: SOME UNITED STATES ARMY HOSPITAL DEPARTMENT BOTTLES FOUND DOWN THE FORT HOSPITAL PRIVY. THESE WERE MADE FOR THE UNION ARMY DURING THE CIVIL WAR. AFTER THE WAR ENDED, THEY WERE SHIPPED OUT WEST TO FRONTIER FORTS TO SUPPLY THE CAVALRY.



LEFT: WEST & CO'S WINNIPEG GINGER ALE. THESE ARE BELIEVED TO BE WINNIPEG'S EARLIEST TYPE SODA BOTTLES. THIS WAS RECOVERED FROM A PIT BEHIND THE EAST COMPANY QUARTERS. I BELIEVE THE PIT MAY HAVE ALSO BEEN USED BY THE TRADING POST.

CENTER: THE CROOKSTON QUART BLOB TOP SODA IS MY FAVORITE BOTTLE FROM THE SITE AND WAS ONE OF THE MOST RECENT FINDS. IT'S THE ONLY INTACT EXAMPLE KNOWN AND DATES BACK TO ABOUT 1880. I HAD BEEN IN SEARCH OF ONE FOR YEARS.



LOWER LEFT: THE LEATHER PIECE WITH THE US BUCKLE ON IT IS AN AMMUNITION POUCH. FOUND IN THE PRIVY DIG



RIGHT: THE UNION FLASK IS ONE OF THE MOST HISTORIC BOTTLE FINDS; IT COMMEMORATES THE CIVIL WAR. IT CAME OUT OF AN 1870'S PRIVY.

UNLISTED & ODDITY INSULATORS (PART 2)

BY MICHELLE ARMAND * NIA #9757

I am excited to share with you the submissions per my request on ICON for insulators that are either not listed in the price guide or those with peculiarities (oddy insulators).

*Disclaimer: Prior to publishing in Drip Points magazine, the authors/owners/collectors of these insulators featured have reviewed and approved this article as is. This article is composed of views expressed through remittances of individuals in his/her personal capacity and do not reflect the views of the NIA. Anyone wishing to use any of the photos in this article should contact the owner as the copyright is solely that of each individual identified. It should be noted that 'price guide' in these articles refers to the North American Glass Insulators Identification, Reference, & Price Guide by Donald (Don) Briel. Order yours today at www.InsulatorPriceGuide.com.

EDITOR'S NOTE: This is Part 2 of a multi-issue article (see the October 2020 issue of Drip Points Magazine for Part 1). I was very impressed at the overwhelming response that Michelle received for her request on undocumented & oddity insulators. She received so many responses, in fact, that we simply couldn't fit them all in one issue! Thanks to Michelle for gathering all of the information and to everyone who submitted their pieces; stay tuned for Part 3 in the February 2021 issue of Drip Points!

DON BRIEL



ID 1086 - A BROOKFIELD CD 102 WITH A LARGE WHITE GLOB



ID 1009-A - A BROOKFIELD CD 126 WITH A NAIL IN IT.



ID 992-A - A BROOKFIELD CD 152 THAT HAS A LIGHTNING FLASHOVER.



ID 675 - A BROOKFIELD CD 133 WITH A LARGE DIRT FILLED OPEN BUBBLE WITH A VERY TINY OPENING



ID 930 - A GOOD CD 121 WITH HEAVY PURPLE AND AQUA SWIRLING



ID 182 - A BROOKFIELD CD 152 WITH WHAT APPEARS TO BE A CHARRED PIECE OF PAPER IN THE CROWN GLASS

UNLISTED & ODDITY INSULATORS (PART 2)

(CONTINUED)

MICHELLE C. ARMAND,

Louisiana, Special Projects Advisor for the NIA. This Hemingray CD 160 was acquired through a collection purchased from Mr. "B" Cypel of St. Amant, Louisiana during the summer of 2019. I began collecting in February of 2017.



PICTURE 1 OF 2: THE RED ARROWS INDICATE LOCATIONS OF SMALL CIRCLES VISIBLE ON THE DOME OF THE INSULATOR.



PICTURE 2 OF 2
FRONT VIEW (WHITE LINE SURROUNDS AREA WITH CIRCLES)

FRED COLLIER



CD 104 PENNYCUICK
AQUA WITH BIG BUBBLE



CD 121 W.G.M. CO. PURPLE JADE

UNLISTED & ODDITY INSULATORS (PART 2)

(CONTINUED)

RICHARD WENTZEL,
Millville Factory Fun



CD 155



CD 154



THE CONTROVERSY



LEFT: THE COBALT SPLITCH

READ THE STORY AT
[https://www.insulators.info/wiki/
History_of_the_CD_155_KERR_
DP1_Cobalt_Splotch](https://www.insulators.info/wiki/History_of_the_CD_155_KERR_DP1_Cobalt_Splotch)

RIGHT: GAYNER AS FOUND IN SERVICE



MIKE GUTHRIE,
The 45-Stoner!!!!!!

Attached are pics of a piece I discovered at an estate sale of a former Bell Telephone employee living in Portland, OR. It is the rockiest piece I have ever seen, and I've been in the hobby almost 40 years. I no longer own the piece but as I recall I counted 45 separate stones in it. - Mike



PICTURE 1 OF 4
CD 145



PICTURE 2 OF 4
CD 145



PICTURE 3 OF 4
CD 145



PICTURE 4 OF 4
CD 145

UNLISTED & ODDITY INSULATORS (PART 2)

(CONTINUED)

MIKE DELOIA

This was on eBay 4 or 5 years ago. I saw it but the photos were lousy...it looked like a character piece but again I wasn't totally sure. Then I got tied up and forgot about it. Then a collector posted pics, but they weren't all that crisp... however I knew it had to be the same piece. I reached out to him as a possible trade which was successful. When I actually had it in hand, it honestly blew me away at how much character it had especially after I cleaned it up.

**The following contains photos of three different insulators obtained on three different occasions. (MCA)*



PICTURE 1 OF 3
TRADE PIECE



PICTURE 2 OF 3
TRADE PIECE



PICTURE 3 OF 3
TRADE PIECE



PICTURE 1 OF 2
FROM AN OLD MILL
BUILDING, SALEM, MA



PICTURE 2 OF 2
FROM AN OLD MILL
BUILDING, SALEM, MA



PICTURE 1 OF 2
OBTAINED FROM AN-
OTHER COLLECTOR



PICTURE 2 OF 2 – OBTAINED
FROM ANOTHER COLLECTOR



THE THREE LINED UP TOGETHER.

Be on the lookout for Part 3 in the next issue of Drip Points! Do you have an unlisted insulator or oddity? Let us know! drippoints@nia.org

Eagle Cap Collectibles

Consign now for our next Auction

Howard Banks
www.EagleCapCollectibles.com
 541-761-9456 hbanks@budget.net




Insulator earrings. 3 styles, Micky, Insulator, Hemingway. Sterling silver (.925) or 14K gold over sterling silver. \$17 pr 14K solid gold \$45



Insulator pin for 2 piece or display. 1"x6" Water clear \$7 each



Christmas tree ornaments. 3 shown. Clear colors, Red, aqua blue and emerald green. Solid colors grey, blue, green, red, yellow, orange. 3 for \$20



Insulator pin on base with LED 110V \$18

SAC CREATIONS
www.saccreations.com
 ssnurse 989@gmail.com



5 pins on bases with LED. 110V \$75



Insulator Man Christmas tree ornament

Many colors available. Please see website. \$7

REVIEW OF THE 2020 EDITION OF KOVELS' ANTIQUES & COLLECTIBLES PRICE GUIDE

BY RICK SOLLER ✨ NIA #2958

With “more than 4 million copies sold,” the inclusion of insulators in the Kovels’ price guide provides the general public with an awareness of the insulator hobby, although the details in the listings may seriously misinform them. The problems with details can be broken into four areas: The limited number of listings, anomalous listings, confusing listings, and inaccurate information.

Limited number of listings. In 1996, the price guide provided information on a page and a half of insulators, (86 listings). The most recent edition devotes one-third of a page to a 5 line description of the collectible and a listing of 11 items. One of the items is not an insulator but a glass Breakup of the Bell System paperweight.

Anomalous listings. Given the limited number of listings, a focus on insulators that readers are likely to encounter would be ideal rather than listing one-of-a-kind pieces. Nine of the listings fit the category of insulators likely to be encountered, but the dark grey Ohio Brass U-320 seems to be out of place, especially given the \$214 price tag placed on the piece. The piece is credited to an eBay auction held by a seller with the user name of 55fultonst (aka Jim Frustieri). If a picture wasn’t included in the price guide, I would have wondered why the insulator sold for so much but, once I saw the picture, I recognized the rarity of the piece. It is one I do not own despite being a serious porcelain collector. In fact, I’ve never seen one in person so I doubt many readers of the price guide would come across one.

Confusing listings. At least six listings have information that would be confusing to a collector in the hobby. The listing for a CD 100 suggests the insulator is embossed “Hemingray, Babson Bros., Surge” and that it was made or patented in 1850. I suspect the source of information used by the authors indicate that Hemingray made the insulator in the 1950s and the authors mistyped the date and added the Hemingray name without regard for whether it was part of the embossing. Five insulators are listed with “continuous drips” which is a surprising

number out of a random selection of ten insulators. In addition, I doubt any of the listed insulators (i.e., CD 205 Brookfield, CD 154 Dominion-42, CD 734 McMicking, CD 303 Muncie or a Patent cabletop) were ever made with continuous drips. I wonder if someone confused the cd for continuous drips with CD for Consolidated Design? The listing for the CD 154 includes “R-D” in the listing for which I have no idea as to its meaning.

Inaccurate information. Since Kovels started listing insulators, the description of the collectible has indicated that they are made of “pottery” rather than the more accurate term of “porcelain.” The \$420 price for a yellow amber Dominion-42 is out of line with what these usually fetch as is \$125 for a CD 102 diamond in royal purple. On the other hand, the \$18 price for a Brookfield No. 3 Transposition and \$72 for a CD 734 McMicking are in the ball park.

Conclusion. NIA membership director Andrew Gibson received the book for free (perhaps because of his NIA role?) and he donated it to the archives. It is shelved with numerous other editions in the archives.


Two pictures are included of insulators: the U-320 in gray and a cobalt blue CD 162 Hemingray-19, both from eBay auctions by Jim. I think the pictures may help non-collectors understand why anyone would collect insulators given the beauty of the two pieces. For a beginning collector, the guide would be of little value and for antique dealers, the guide could result in overpricing many of their insulators resulting in them gathering dust for years. The cover of the book states that the New York Times said Kovels’ guides are, “considered the bibles in the field.” Not for insulators. ▲



WANTED
Embossed LRI's and Colorful Lighting Rod Insulators

Specializing in Otis lighting Rod Insulators

Contact
Terry Drollinger
509-830-2809
terrymdroll@yahoo.com



DIRECTORY COMMITTEE CHAIR

NATHAN HOLMES ✨ NIA #4002

The new printed Insulator Collectors Directory, 2020 Edition, has been very well received. If you haven't picked one up, there are a limited number of extra copies available for \$9 (postage included). It's a great product – I keep mine on my desk and use it regularly. You can order yours today from NIA Products, the NIA website or in Drip Points.

With the excellent response to the 2020 directory, we will be producing a 2021 Printed Edition. To make sure you're included, please be sure to mark your preferences for inclusion in the Online & Printed versions when you renew your NIA membership for 2021. We need your permission to include you. You can now also update your preferences from the directory website (www.insulatorcollectors.org) as well. In particular, if you're not a primary NIA member and you want your individual phone number or email included, you'll need to do it through the website. Also, if you want your information visible to the general public online, you'll need to go in and set your preferences.

The pre-order cost of the 2021 Edition of the printed Insulator Collectors Directory will be \$7 post-paid. If purchased after the initial mailing, it will go up to \$9 post-paid. Once again we'll offer advertising. Whether it is for shows, products or simply to have your information in front of collectors, the rates for the coverage are very affordable.


There are also discounts available if you do multiple advertising in Drip Points. For more information you can contact me at directory@nia.org or Doug Rusher at admanager@nia.org.

Registration requests, either from NIA Membership or online registration, and any advertising will be due by April 1, 2021. The new directories should be mailed and available by June 1, 2021. Extras will also be available at the NIA National.

Your interest and participation in the directory is appreciated and we hope to continue to provide you with a quality product. ▲

Nathan Holmes

Insulator Collectors Directory



Now available, the 2020 printed Insulator Collectors Directory

Sponsored by the National Insulator Association

We are excited to release the 1st "Insulator Collectors Directory". Due to the great response we received regarding a directory, this new option has been created for all insulator collectors.

This tool can help you find other collectors in a specific area, find a mentor, find other collectors with specific interests, etc. Both online and printed versions are available for your use.

Several features are:

- | | |
|--|--|
| First time any collector could be listed | First time color inside the directory |
| First time for online website registration | First time collecting interests included |
| First time with online directory version | Additional awards now listed |

There were 342 pre-orders and we only printed a limited amount of extra copies. If you did not pre-order, don't delay and go to www.nia.org to order on-line, or you can order through NIA Products.


To register and list your online & printed preferences, along with your collecting interests, go to www.insulatorcollectors.org.

CROWN HEIGHTS DISCOVERY

BY MIKE DELOIA

13....NN U380's, 6....NN U379's, 2....Victor U379's

These are some of the oldest porcelain helmets in the hobby. In 1992, the substation of the Long Island Railroad in Crown Heights, NY was dismantled. The entire substation was full of white porcelain helmets: NN U-380's and U-379's, the majority NN's and some with the Victor incuse. They also had some unknown 2 part porcelain tramps as well. The lineman that pulled them down also said that the some of pieces were cemented on the pins and were smashed off during the dismantling. They used twine to tie the cables in the grooves (as seen the twine is intact on some of the pieces). This substation was electrified in 1907 as can be documented by the newspaper in the pinholes. The pieces were put in boxes, black soot covering all, and there they sat until the spring of 2020. I was in contact with Jack Gooden whose friend the lineman (who wishes to stay anonymous) pulled them out of his attic 28 years later. Until these surfaced, only 40 U-380's in white were accounted for. I'm not sure how many white 379's marked or otherwise are known, but I can tell you it's not many. I'm grateful to have been part of sharing in this amazing discovery. I'm unsure of the total pieces lost, broken or discarded unfortunately. My guess this is only part of a larger amount.



Thanks to Elton Gish, Michael Spadafora for help of the timelines & Jack Gooden for sharing the story and photos.



SUBSTATION ABANDONED, MODERN ERA



SUBSTATION CROWN HEIGHTS AS IT WAS IN THE EARLY 1900'S

CROWN HEIGHTS DISCOVERY

(CONTINUED)



NN U-379 WITH A PARTIAL TWINE TIE STILL ATTACHED



WHITE NN U-380, MARKED VICTOR 379, AND NN 379 ALL CLEANED UP.



SIDE VIEW OF U-379 WITH TWINE STILL ATTACHED AND MARKED WITH A "D"



PARTIAL GROUP OF THE SALVAGED HELMETS



WHITE NN U-379 WITH A "D" ON THE SKIRT CLEANED UP.



TOP VIEW OF THE GROUP – SOME CLEAN, OTHERS STILL COVERED IN SOOT.

CROWN HEIGHTS DISCOVERY

(CONTINUED)



NN U-379 WITH EITHER "B" OR "W" MARKED ON THE SKIRT.



SOOT COVERED U-380



NEWSPAPER DATED 1907 STUCK IN THE TOP OF THE PINHOLE.

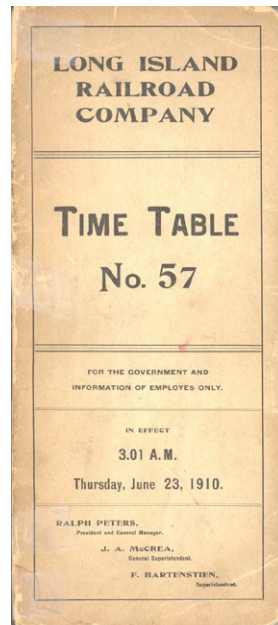


U-379 NN WITH A CHIP GLAZED OVER IN THE FACTORY.



WHITE VICTOR MARKED U-379 (PERFECT PLACEMENT OF THE INCUSE)

RIGHT: TIMETABLES



MAIN LINE, CENTRAL EXTENSION, HEMPSTEAD BRANCH EASTWARD—First Class									
STATIONS	1126	1128	210	722	642	1132	242		
	Pa. Su.	Sat'y	Friday	Sa. Su.	Sa. Su.	Sa. Su.	Sa. Su.	Pa. Su.	Sa. Su.
Long Island City.....	2.06		2.26	3.02		3.05	3.06		
WJ-Tower.....	2.13	2.41	3.08		Va.	3.11			
Forest Hills.....					De.				
Kew.....									
AD-Tower.....				3.16					
Jamaica.....				3.20	3.25	3.28			
SJ-Tower.....				3.22	3.27	3.30			
Hollis.....				3.23	3.28	3.31			
Queens.....				3.25	3.30	3.33			
Selkirk.....				3.25	3.30	3.33			
Floral Park.....				3.25	3.30	3.37			
New Hyde Park.....				3.25	3.30	3.40			
Miracle.....				3.25	3.30	3.40			
Tenafly.....				3.25	3.30				
Stewart Manor.....									
Yonkers Boulevard.....									
Mineola.....									
HC-Tower.....									
Garden City.....									
HC-Tower.....									
Hempstead.....									
West Hempstead.....									
Hempstead Gardens.....									
Lake View.....									
Newwood.....									
Valley Stream.....									
Westbury.....				3.34		3.35			
Hicksville.....				3.38		4.00		4.03	
Central Park.....				3.41		4.03		4.06	
Datpage Junc.....				3.42		4.03		4.11	
Farmingdale.....				3.43		4.03		4.12	
Flushing.....				3.43		4.03		4.19	
Wyandanch.....				3.45		4.03		4.27	
Deer Park.....				3.45		4.03		4.28	
Edgewood.....				3.46		4.03		4.27	
Thompson's Station.....				3.54		4.03		4.32	
Brantwood.....				3.55		4.03		4.28	
Central Islip.....				3.55		4.03		4.43	
Roseton.....				4.00		4.03		4.23	
Old Babylon.....				4.00		4.03		4.23	
Halterville.....				4.07		4.03		4.23	
Medford.....				4.10		4.03		4.23	
Yaphank.....				4.14		4.03		4.23	
Massena.....				4.23		4.03		4.23	
Calverton.....				4.23		4.03		4.23	
Riverhead.....				4.32		4.03		4.23	
Medford.....				4.35		4.03		4.23	
Agawam.....				4.35		4.03		4.23	
Jamestown.....				4.35		4.03		4.23	
Levitt.....				4.45		4.03		4.23	
Muttuck.....				4.44		4.03		4.23	
Catchogue.....				4.45		4.03		4.23	
Peconic.....				4.56		4.03		4.23	
Southern.....				4.55		4.03		4.23	
Greenport.....				4.57		4.03		4.23	

THE EARLY TELEGRAPH LINES

BY DOUG RUSHER * NIA 1773

Montana's first telegraph line was built in a territory in 1866. That doesn't mean, however, that from then on the Montana people could go to the telegraph office and send a wire whenever they wanted to. The line consisted of a small #12 iron wire strung on quaking aspen poles to which it was fastened with rubber bracket insulators in a wood block. On wet and snowy days the leakage of power was great; batteries would become weak, and breaks in the line were frequent.

Frequently, the Salt Lake office would send messages to Virginia City to Helena and would not know whether it was getting through or not. The messages were listed in numerical order, however. When the bad weather was over and communication good again, the operators would check up by number and see if all the telegrams had been received. If they had new ones missing, they would be repeated.

The first Telegraph line in Montana was constructed in 1866 by John Creighton of Omaha for the Western Union company, under contract. It ran from Salt Lake to Virginia City, following the state road through the Stinkingwater (Ruby) Valley.

The first message at the Virginia City office was received by Barney Hughes when the office opened for business November 2nd, 1866. The first message sent was from Governor Green Clay Smith of Montana to Andrew Johnson, President of the United States and read as follows: "To Andrew Johnson, President of the United States, Montana sends greetings. We on this day brought into hourly communication with the United States and the world. God Save the Union. Signed Green Clay Smith, Governor of Montana."

In 1867, the line was built on to Helena and S.A. Wiley was installed there as manager, remaining in that capacity for a year and a half. In 1868, the line was pushed on to Fort Benton, where W.E. Fredericks, one of the members of the Party that built the line into Montana in 1866, became manager.

IN MONTANA

Barney Hughes was succeeded at Virginia City by Levi S. Wild, who spent the remainder of his life in Montana and was, for many years, manager of the Butte office of Western Union Wiley. In 1870 and 1871, he was the state agent for the company and headquarters at Deer Lodge. John Sabin succeeded him at Helena. Wiley later went on to New York, his native state, and engaged in farming. The early day operators not only had to be good senders and receivers, but all-around men. Delivering messages, repairing instruments and, if the lightning happened to hit a pole, they frequently had to put on the climbers and mend breaks in the wire. When an operator had a pole climbing stunt to pull off within the city limits, he always had a large audience, the members of which were always free with criticism as they were with advice.

There was a great fire which practically wiped out Helena in 1871, and destroyed everything connected to the telegraph office here, with the exception of the instruments and the account books. These items happened to be stored in a building which escaped the flames; some chemicals and some jars from which batteries were improvised allowed communication to be restored. One of the operators between Virginia City and Salt Lake, stationed at Pleasant Valley, was the late Lee Mantel, afterwards publisher of the Butte Intermountain and United States Senator from Montana. One of his frequent complaints was that messages went right through his office to Helena as his batteries were so weak that he could not hear them.

One can only imagine the telegrams that went through these early lines and the history they shared—from outlaws robbing stagecoaches, Indian uprisings, Helena's fire of 1871, Custer and his company being wiped out at Little Big Horn, to severe winter warnings and all of the early miners and soldiers reaching out to loved ones back east.



THE EARLY TELEGRAPH LINES IN MONTANA

(CONTINUED)



ABOVE: Digital visualization of the first line into Montana looking north toward Virginia City with the Ruby Range in the foreground. The line was built with small #12 iron wire strung on quaking aspen poles to which it was fastened with rubber bracket insulators in a wood block. On some days, the leakage of power was so great the batteries would be drained and no telegraphs would get through—not to mention the problems with buffalo and Native Americans knocking the line out.



ABOVE: A wood block Good Year Patent 1851 Rams Horn in the original wood block with square nails

THE EARLY TELEGRAPH LINES IN MONTANA

(CONTINUED)



The Helena to Bozeman line was built in 1871 and the first telegraph was sent on November 11th, 1871. The line was a single wire line that was built along the freight road and used CD127.1 Beaver Falls WU Patterns. Many of the operators and early linemen not only complained about the buffalo and Native Americans causing downed lines, but it was reported more than once that bears had used the poles as scratching posts and pushed the poles over far enough to break the wire.



ABOVE: A photo of the original ferry that carried the freight wagons and stagecoaches to and from Bozeman and Virginia City to Helena. The CD 127.1 line ran along the foothills in the background. Due to the Canyon Ferry Dam, this historic site is now underwater.



ABOVE: CD 127.1 from the line found in a field. You can see this old gal has been beat up a little, but she sits on my shelf with pride.

THE EARLY TELEGRAPH LINES IN MONTANA

(CONTINUED)

The Helena to Fort Benton Line was built in 1867 and used poles as well as run through the trees with a sidepin nailed to the tree. The line used CD735 Mulford and Biddles—the example shown below was found on a ranch outside of Fort Shaw. Later replacement insulators were the CD136.7 Boston, often referred to as the Military Boston as a few were found along other military lines.



The CD 735 Mulford & Biddle was used on the first line to Ft. Benton from Helena. This example was located outside Ft. Shaw.



The CD 136.7 Boston was used as replacement insulators on the Ft. Benton Line; 3 complete examples have been found north of Helena, and some broken ones as well.



Keeping the line up and operating was a problem—many reports of buffalo rubbing on the poles and pushing them over was very common, as well as the severe Montana winters causing many outages.

THE EARLY TELEGRAPH LINES IN MONTANA

(CONTINUED)



ABOVE: Downtown Helena, MT, 1874.
Note the Brooks Rams Horns in the crossarms.



LEFT: Oxen team leaving Ft. Benton to Helena.

BELOW: Brooks Patent Aug 6th 1867
Rams Horn, as used in Helena.



ISSUES & ADVENTURES WITH THE BIG GO-WITH

BY DAVE BULLOCK * NIA #6481

Insulators in the wild have the uncanny ability to draw us out of our comfortable homes to hunt for them in their inhospitable habitat. To find them, there are times we will need special clothing and equipment, and almost always we will need transportation. For most of us, that means a car or truck. While our mode of transportation isn't the type of Go-With usually associated with insulator collecting, having the Big 'G-W' sure makes it, at the very least, more convenient for most of us. (I suppose calling the vehicle a 'get-to' is more accurate, but less poetic.) We can usually drive to the general vicinity of our quarry, but then we will have to leave the vehicle and walk or hike to their hiding places. This is done with enthusiasm, anticipation, and optimism.

Those feelings wear thin when we realize we must walk or hike back to the vehicle regardless of the success of the hunt. The vehicle is left at Point A and we eventually finish the hunt at Point X (with all the ensuing adventures) and journey back to Point A, dragging all the gear, dragging a weary backside, and perhaps carrying some insulators and/or go-withs in the back pack. There's no alternative to it as we still don't have Star Trek transporter technology. Therefore, we try to find the optimum place to leave the vehicle in order to minimize the initial walk to the best hunting location and theoretically making the return less burdensome. That raises issues of parking the vehicle so:

1. It doesn't get damaged or stolen
2. It doesn't get ticketed or towed
3. We don't get fined or jailed upon return to its location
4. We remember where it is

The consequences of Issue 1 can usually be avoided by using good sense, following the correct procedures for Issues 2 and 3, and sometimes by having the right vehicle.

The consequences of Issues 2 and 3 can be avoided by using good sense, having written permission to leave the vehicle in the desired place, or by just obeying the law.



'66 FORD FAIRLANE

Issue 4; well, you're on your own.

Issues 2 and 3, for those who flirt with the law, can be somewhat mitigated if a camouflage net is part of your gear or if the vehicle is painted the right color. I read an account of someone who painted his vehicle flat black all over in preparation for a very late night hunt in a posted area. Upon his return, he walked right into it because he didn't see it. I don't remember if he found any insulators, but his stealth vehicle was a success.

I've thought about what the perfect Go-With vehicle would be for me. It would be a nondescript pickup or Suburban-type with a healthy V8, 4 wheel drive, a few conspicuous dents, bad paint, and generous amounts of rust. There would be lots of room for my shovels, rakes, and other gear, and there wouldn't be concerns about nicking anything up or getting the seats and floors dirty and wet. Only the luxuries of a working heater and AC along with a cup holder would be required. Overall, it would be an undesirable in the world of thieves, and new damage could be laughed off. This type of vehicle all but eliminates Issue 1, precluding vandals coming upon it and shooting it full of holes and setting it ablaze. With compliance to the law and using good sense to avoid Issues 2 and 3, it would get me into and hopefully out of fields, woods, abandoned right of ways, and other interesting areas. It would save considerable wear and tear on my nice every-day car, or my wife's car for that matter. Even without my dream vehicle, I have a choice of cars right at hand for an insulator hunt. It was a little different many years ago.



VW BEETLE

(CONTINUED)

When I started collecting in the summer of 1969, I still had a year of high school left. I had introduced my younger brother Chuck to the hobby and we went hunting frequently. My '63 VW Beetle with its 36 horsepower motor and glitchy electrics got me around, when it would start. A serious upgrade was driving my mom's 1966 2 door silver-blue Ford Fairlane when I could convince her I really needed it. It had a 289 V8 with just a 2 barrel carburetor, but it would howl when the air cleaner lid was removed and it could smoke its skinny bias ply tires. One particular time I talked my mom into letting me have her car for a hunt Chuck and I had planned. I probably mentioned the Beetle couldn't be trusted to get us back home. I'm sure she told us to be careful, and I'm sure I thought nothing of it. We were going to a stretch of 2-lane rural highway than ran parallel with the poles and train tracks. There were right of ways from the highway for the farmers so they could cross the tracks to get to their fields. I drove up a right of way, and turned onto the very narrow ballast rock service road that ran tightly along side the tracks. There was no road shoulder, just a drop-off into a field. I drove the distance of several poles and shut the car off. I thought it would be a good idea to stage the Fairlane along the railway's service road and hunt around the poles to the back of the car, then move it farther along the tracks and repeat the process. I gave no thought at all regarding the concept of Issue 3. Besides, there wasn't a discreet place (Issues 1 and 2) to park it off the highway. I thought I was smart (?) by having the car on the railroad property where it would always be in sight, but I thought nothing (!) about trains coming by. We had walked a few poles down from the rear of the car when I saw a freight train coming. Panic swept over me as I realized the car would probably get side swiped. Leaving Chuck, I ran back, fired it up and drove ahead (not having enough time to back up to the right of way) at about 40 mph, just fast enough to keep a couple of hundred yards ahead of the train. The car wallowed over the road ballast and I made constant steering corrections. The stones crunched and clattered, and clinked and clanked as they ricocheted off the car's underside, chrome rocker panel trim, and all the lower fender surfaces. I was positive the trim was being ruined and all the shine was being blasted off any paint that might be left on the fenders, which I imagined were by now dimpled and cratered. As I was wondering how I'd explain the Fairlane's metamorphosis to Mom, I came upon another right of way which was about 12" higher than the service road. There was a short incline from the service road to the top of the

right of way to allow for a low-speed crossing. Before I could react to the situation, the car ran up the incline and was launched through the air. There was immediate silence as the car was totally airborne for what seemed an interminable time.

The landing crushed the suspension to full compression. I heard and felt the oil pan, floor pans, rear axle, and gas tank take a terrific beating. The car rebounded and oscillated back to ride height, all the while moving along at 40 mph. With the reprisal of the stones pounding the car, with a white-knuckled grip on the wheel, and with the dread of impending doom upon me, I drove on. I looked for and soon came to another right of way. I made a hard right turn, and escaped the railroad property. The train passed on behind me without any sign of slowing down. I eased the Fairlane back up the highway (in blessed quiet!) and I listened for any parts that might be falling off. The oil pressure warning light never came on, thankfully, so the oil pan was still attached. The car ran quietly, so the exhaust system hadn't been sheared off. Amazingly, the sturdy Fairlane didn't seem to have suffered any ill effects from its mistreatment. It drove smooth and straight, the tires were still inflated, the shock absorbers hadn't blown out, and there weren't any rattles, creaks, or groans. When I got back to the first right of way and met up with Chuck, we checked the paint and body for damage and for any leaks underneath. Miraculously, all seemed visually O.K. Even all the dog dish wheel covers were still there. Waves of relief washed over me. We decided not to tell Mom about this part of our hunt.

To this day, I don't remember if we brought any insulators home with us. However, I learned about the fundamentals of Issues 1, 2, and 3 that day. I never ventured onto railroad property with any vehicle again. We were back to leaving the car in the safest possible place, and then walking whatever distance was required. Nothing has changed in this regard over the last fifty-plus years.

Fortunately for insulator collectors, our Big Go-With Issues are shared in some form or other by our friends who venture into the wild to hunt bottles, weather vanes, railroad artifacts, lightning rod balls, coins, old house sites, and so on. Regardless of the potential walking and hiking hardships, insulators are worth going the distance for, even without the perfect parking place, the perfect vehicle, and transporter capability. Good hunting, have fun, and be safe and smart. ▲





GARLAND SHOW REPORT

BY BOB MACHANN ✨ NIA #8235

The Garland Insulator and Collectibles Show was held on October 24, 2020 in the McKamy Meeting Room at the Springhill Suites hotel in Richardson, Texas. After going to bed early the night before, I was up at 5:00 a.m. I could feel the crisp autumn air as I backed my truck out of the garage. Cruising along the I-45 corridor, I twanged along to multiple pleasing late-night country radio stations. For a time, I tailed a pick-up truck with what looked like an oversized sawhorse in its bed. When that driver and I both pulled into Buc-ee's in Madisonville, I could see that the "sawhorse" was actually an A-frame for hauling a stone counter-top (which I hadn't seen in the dark).

Driving into Dallas, fiberglass debris littered the I-20 east exit. A slab of it passed under my truck, and I heard a dull thump. When I first parked my truck at the hotel, the space I chose had a splotch of dark fluid in just the right spot under my differential. Just to see what would happen, I backed my truck into the last space against the hotel. Fortunately, that dark fluid had come from someone else's vehicle.

Our show's walk-through was good. Dan Gauron visited us from Colorado. Israel Jones, David Saucedo, Frank Shiels, and Sam Washburn also came. Gil Hedges-Blanquez visited via telephone, calling among our dealers for any Mexican insulators that were for sale. Three purple CD 121 R. Goods and two carnival CD 142 Hemingray TS-2s were available at the show, as were fruit jars at Mike Malanowski's table.

Among our insulator dealers were:

Bob Berry – amber CD 112.4 Hemingray 8, blue aqua 120 C.E.W., citrine CD 164 McLaughlin, green aqua CD 291 Hemingray

Mike Malanowski – two peacock CD 162 H.G.Co., yellow green black-glass CD 121 McLaughlin, green aqua CD 145.2 Star, two aqua CD 124 Hemingrays (one stamp embossed)

John Hall – CD 186.2 Hemingray nut, aqua CD 319 Locke, blue CD 178 Santa Ana, lemon CD 299.7 Lowex D-514

John Wiggins – royal purple CD 162 W.F.G., CD 263 Columbia, golden amber CD 162 Hemingray, sage CD 260 California

Mike Lyell – aqua CD 126.4 Am. Ins. Co., light straw CD 106 Diamond SDP, apple green CD 125 W.U., dark aqua CD 230.1 Hemingray D-512

The Millers – amber CD 238 Hemingray D-514 dump specimen, steel

blue CD 106 McLaughlin, root beer amber CD 217 Armstrong's, clear CD 221 Hemingray

Elton Gish – sky blue U-447C Locke, white U-1987, butterscotch U-447 Ohio Brass, two warty dark brown sim-U-239C

Jack Roach – yellow green CD 164 Star, blue CD 162 O.V.G., dark aqua CD 131.4 no name, purple CD 134 W.G.M.

Gary Fine – near clear 1871 patent CD 124.1, milky aqua CD 133 H.G. Co. Standard, Brooke's blue CD 125 W.U., deep teal CD 134 Pennycuik

Ross Baird – peach CD 154 Whitall Tatum, white milkglass CD 164 Maydwell, aqua CD 245 T-H 9200, CD 131 Brookfield Cauvet with amber swirl

Clete Martin – blue aqua CD 145 H.G.Co. Petticoat K mold, tan U-11A G pony, clear CD 1052 Hemingray spool, ginger ale CD 106 Maydwell

Other notable items included a blue R5043 power bushing, purple CD 194/95 Hemingray, green CD 133 W. Brookfield flat dome, purple CD 145 W.G.M., clear/blue two-tone CD 164 Hemingray, CD 152 McLaughlin, purple CD 162.3 W. Brookfield, blue U-625A Ohio Brass cable, amber CD 1070 Hemingray, green CD 143 Withycombe, brown amber CD 121 Brookfield SDP, aqua CD 114 Hemingray 11, blue CD 256 Manhattan, amber swirled green CD 152 Brookfield, CD 259 Oakman Cable, aqua CD 157 Hemingray, lavender CD 145 G.T.P., green aqua CD 252 Lynchburg, jade CD 121 Am. Tel., 7-up green CD 122 Hemingray, aqua CD 117 &, olive green CD 152 Brookfield, clear CD 175 Hemingray, smoke CD 166 California, aqua CD 133.1 Electrical Supply Chicago, two carnival Pyrex (CD 234 and CD 235), CD 116 SDP, green CD 162 Lynchburg, jade CD 145 H.G.Co., emerald CD 164 McLaughlin, aqua CD 145 O.V.G., dark yellow green CD 133 Brookfield No. 20, dark aqua CD 254 Hemingray cable, and an amber CD 252 Hemingray Lowex.

For many of us, this had been our first show since last Christmas, and I am glad I attended. Thanks to Gary Fine and Mike Lyell for hosting the show. Thanks to Gary for the breakfast bag, and thanks to Elton Gish for helping me find a seat for lunch. Speaking of lunch, thanks to Spencer Garten for his long-distance purchase and delivery of lunch for all of us.

Take that, COVID-19. 🐼



WONDERFUL TIME AT THE SHOW!



TOM AND MARY MILLER

GARLAND SHOW REPORT



(CONTINUED)



BOB BERRY'S TABLE



FRANK SHIELDS WITH SOME GEMS



NICE SPOT FOR A SHOW



THANK YOU TO GARY, DARLEAH, AND MIKE



NICE PENNYCUICK



ROSS BAIRD AND JACK ROACH



ELTON GISH



RARE CD 124.1 ON GARY FINE'S TABLE



JOHN WIGGINS DOING SOME BUSINESS



GARY FINE BRINGS LUNCH COURTESY SPENCER GARTEN



CD 299.7 ON JOHN HALL'S TABLE



JOHN HALL'S TABLE



WESTERN RESERVE OKTOBERFEST

BY RICK BALDWIN * NIA #336

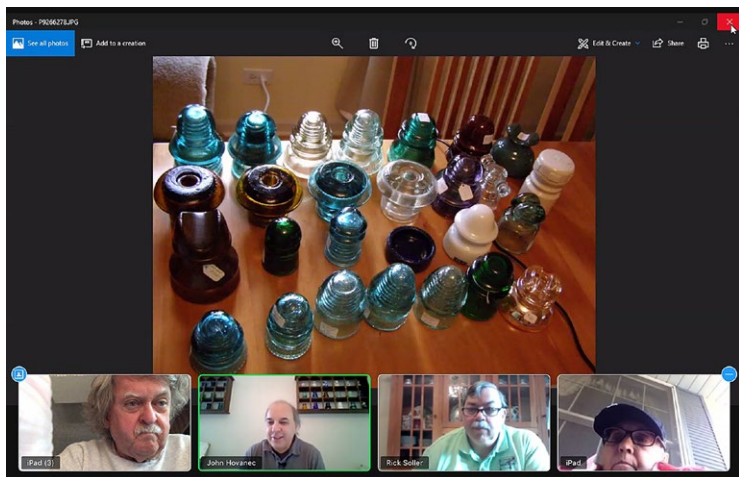
The Western Reserve Insulator Club's annual Oktoberfest Insulator Show was held on Saturday, September 26, 2020...albeit being a "virtual experience" for the participants this year! Being impractical this year to hold the annual show at the Richfield, Ohio Masonic Hall due to COVID-19 restrictions and concerns, WRIC President John Hovanec hosted the club's inaugural virtual show, utilizing his creativity and technical computer expertise. No masks, social distancing or hand sanitizer were required to participate! Essentially being a "beta test" with a sampling of a full intended audience, the virtual show served as a fruitful venue, which the WRIC will most likely refine and employ for its annual Winterfest club meeting and show forthcoming in January 2021.

This WRIC virtual show utilized the "ZOOM cloud platform" developed for audio and video conferencing. A three-hour block of meeting time was reserved, and participants could join at any time during that period... to either actively participate or just to "lurk". Several participating dealers physically set up sales tables at their home locations, provided video overviews of their sales items and then addressed questions and comments throughout the show, as other collectors joined in the meeting.

In addition to insulator buying & selling opportunities throughout the

show, the overall scope of the venue included several complementary "meeting" opportunities to enhance the virtual show. If personal one-on-one conversations or negotiations were desired between parties, private "breakout rooms" could be simultaneously provided without disrupting the overall show. There was also ample time during the show for group participation to dialogue about hobby-related topics, as well as about specific "show-and-tell" items of interest. During lulls in active insulator discussions during the show, John interjected PowerPoint presentations of photos that he had compiled at numerous insulator shows over the past few years...which were a treat for participants to see. Also during the virtual show, several participants took the opportunity to share their personal collections by initiating video tours of such!

Overall, the WRIC's inaugural "virtual experience" was very productive, and the club officers hope that this report can serve as an impetus for others to implement during these trying times! The only major downside of this venue was that participants could not enjoy Sharon Foster's awesome traditional "Oktoberfest" luncheon offering of brats and root beer! Finally, it is the goal of the club to make available to any interested collectors a condensed video recording of the show and dealers' sales tables, so that private interactions could be initiated, if desired. 🐼




WRIC VIRTUAL SHOW



RICK SOLLER ENJOYS THE VIRTUAL SHOW



STEVE BOBB'S TABLE



POWERPOINT SLIDE PRESENTATION HIGHLIGHTING A PAST WRIC SHOW

First Auction Starts Late January or Early February

The Insulator Store



**AUCTIONS STARTING
FALL/WINTER!**

Jim Frustieri & Justin Stoudt
· Proprietors ·

www.TheInsulatorStore.com

sales@TheInsulatorStore.com


WE OFFER HUNDREDS OF "BUY IT NOW" LISTINGS, FAST AND PROFESSIONAL SHIPPING AND SECURE CREDIT CARD PAYMENTS THROUGH PAYPAL. VISIT OUR WEBSITE FOR MORE INFO!

Glass · Porcelain · Foreign · Domestic · LRI's · LRB's · Hardware · Literature

Hemingray Glass Co.

WANTED:


Floor/Wall Tubes



These sizes:
2.5" length, 0.75" bore
3" length, 0.5" bore
3" length, 1.25" bore
3.5" length, 1" bore
4.5" length, 1" bore

+Any sizes in lime green, ice aqua, off clear, SCA/purple

Spools, Mine Insulators, Etc.



The above "claw" spool
CD185 No Embossing
CD185 SB Jeffreys
CD1025
CD1030 Any type
CD1034
CD1046
CD1050
CD1057
CD1073 C&P Tel Co
CD1087 M.A.Knapp
CD1103

Power & Dump



CD220 No Name
CD221 No Name
CD221 in Amber
CD230.1 No Emb.
CD233 in Aqua
CD281 Carnival/Amber
CD287.2 Locke
CD291 HEM [010]
CD307 VNM+
CD311 in Amber (2)

CHRISTIAN WILLIS • NIA #5185

mr.hemingray@gmail.com • (949) 338-1404

RAILWAY & OTHER BRITISH TELEGRAPH INSULATORS GUIDE

By RUSSELL FIRTH



(SECOND EDITION)

BRITISH TELEGRAPH INSULATOR BOOK

AVAILABLE IN ELECTRONIC PDF FORMAT. \$33.00
PAYMENT BY PAYPAL ONLY, EMAIL nja750@yahoo.co.uk
FOR PAYMENT DETAILS. A4 SIZE, 203 PAGES WITH DESCRIPTION & AROUND 400 COLOUR PHOTOS OF THE MAIN TYPES OF INSULATORS USED IN THE UK, AN UPDATED VERSION OF KEITH NEAL'S BOOK WITH MANY NEWLY DISCOVERED NOT MENTIONED IN HIS BOOK

SPRINGFIELD SHOW REPORT

BY CURT BOSTER ✱ NIA #905

Despite pandemic fears and mandates, and an abbreviated 50th anniversary celebration, the Mid-Ohio 50-19 insulator show was a much needed relief for the large crowd of collectors who attended. Unseasonable weather and record high temperatures greeted the attendees, as well as scores of glass and mud. Although several familiar faces were missing from the show, a wave of new collectors could be seen throughout the weekend. Most importantly we witnessed 100% compliance with the state's mask mandate and everyone in attendance remained safe.

Several rarities popped up including a CD 268 Crown, and the display of threadless porcelain insulators submitted by Rick Soller was perhaps a once in a lifetime viewing opportunity. Ditto for the Community Display featuring Russian glass. Some quality items appeared at the Friday After Hours auction including a green Chambers candlestick, threadless Wade, and hundreds of radio strain insulators from the collection of the show's co-host Lois Blair.

The show hosts wish to thank all who attended and those who assisted in continuing the Mid-Ohio tradition despite the concerns induced by the reality of the pandemic. For those who persisted, we hope that you were rewarded accordingly. We barely made it under the wire before another wave of COVID outbreaks, but the show seemed both necessary and able to supply at least three days of hope for better times ahead. With any luck we will be able to properly celebrate our postponed 50th Anniversary when we meet again during the weekend of November 5-7, 2021 in Springfield, USA. ▲



PREPARING FOR THE TOAST



ANNUAL TOAST TO STEVE BLAIR



SPRINGFIELD SHOW REPORT

(CONTINUED)



GORGEOUS BLUE MOUSE



RUSSIAN COMMUNITY DISPLAY



COLORFUL DISPLAY BY MICHAEL GREEN



STEVE BOBB TABLE



SHOW HOSTS CURT AND ALAN



GREAT SHOW HALL

SPRINGFIELD SHOW REPORT


(CONTINUED)



GENE HAWKINS



RICK SOLLER'S TABLE



MICHAEL GREEN



LOTS OF GOOD GLASS



RICK SOLLER DISPLAY



ARLEN RIENSTRA WON THIS RAFFLE CABINET DONATED BY SPENCER GARTEN. THE \$590 RAISED WAS DONATED BACK TO THE NIA!



GLASS AND PORCELAIN COMBINED DISPLAY

HARLOE & HIS SELF-TYING INSULATOR

BY JOHN BARBER * NIA #1623

Harloe and His Self-Tying Insulator



Morton Brock Harloe

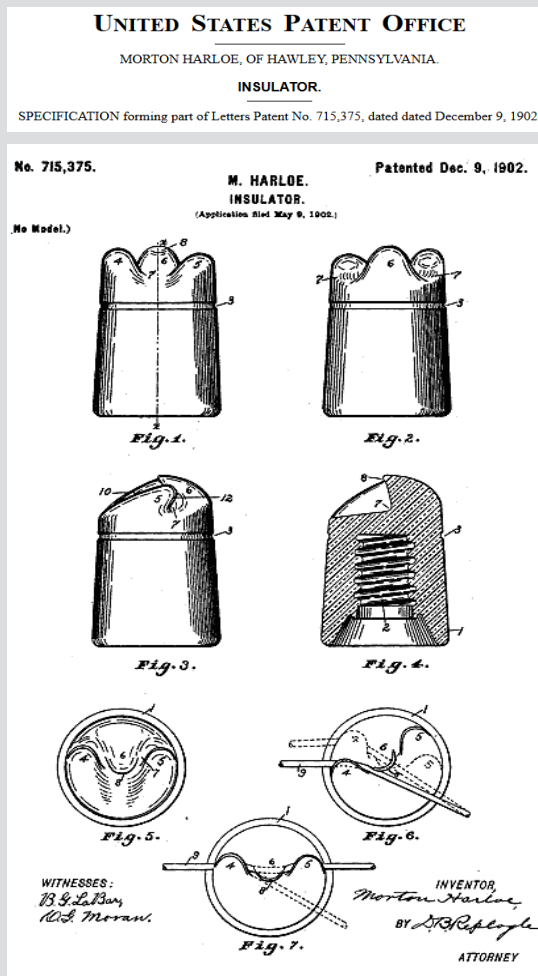
Morton Brock Harloe was born on October 3, 1862, in Poughkeepsie, New York. He attended the Eldridge School in West Virginia. Later he returned to New York where he worked for the Metropolitan Police Force's detective bureau and studied electrical engineering. Harloe was a talented musician as well as a successful inventor.

In 1899, Morton Harloe introduced a novel new insulator. The patent date issued to this insulator was March 21, 1899. In 1901 and 1902 Morton Harloe was granted additional patents regarding his insulators. His 1899 patent was shown in the April edition of *Scientific American* of that year. Harloe was so sure of his insulator ideas that in 1902 he formed a new insulator company in Hawley, Pennsylvania. The property of the factory was purchased on July 29, 1902, for the consideration of \$932. The CD 109.5 and CD 206.5 were produced early in Harloe history, but proved to be a "no-tie" style which met with very limited success. On October 23, 1907, Morton Harloe assigned his patents to the Brookfield Glass Company in an agreement that he was to be paid the royalty of twenty-five cents per every thousand insulators sold. Why the "no-tie" patent was not a success is a mystery. The *Elmer Times* of Elmer, New Jersey, on August 14, 1903, stated that the Harloe insulator was "pronounced by many to be superior to any insulator now on the market." (Credit: "A History and Guide to North American Glass Pin Type Insulators" by John and Carol McDougald)

Patent Description "1. In an insulator of the kind described, a body petticoated and adapted to be secured to a peg, the crown thereof, comprised in three projecting lugs, two of the said lugs sloping and overhanging in one direction, and another of the said lugs sloping and overhanging in an opposite direction between the two before mentioned, one of the first-mentioned lugs being lower than the other, substantially as specified.

2. In an insulator of the kind described, the combination with the body thereof, of three dissimilar lugs, two of them of unequal heights sloping in one direction, and an intermediate one sloping in the opposite direction, the intermediate lug provided with an overprojecting lip at a height nearly equal to the thickness of the wire to be insulated above the top surface of the lower one of the other, substantially as specified.

3. In an insulator of the kind described, a trio of lugs having opposed overhanging projections obtruding from the crown thereof, and a course about them through which the wire to be held may be strung, the said course being in general to one side of the center of the crown of the insulator, and two of the said lugs arranged to clasp the wire and hold it into position at a higher level than the top of the other lug, whereby the wire may be more easily inserted under the overhanging projection of the third lug, substantially as specified."



CD 109.5 Harloe

Patent 715,375 was issued to Morton Harloe for a no-tie insulator using three fingers to hold the wire. This patent was implemented in the CD 109.5, 206.5, and U-184 insulators. "No-Tie" insulators were unique in design and often proved to be ultimately impractical in use. According to the geographical index of insulators published by Dwayne Anthony, the CD 109.5 insulator was used in several states including Indiana, Pennsylvania, Maine, New Jersey, and Michigan.

A FLORIDA INSULATOR MARATHON

BY SEAN GREEN * NIA #7516

My story begins at Denver International Airport. It was early January. Even though it was a Saturday, crowds were down and security was a breeze (for once). I was flying down to Florida to watch and support my two younger sisters participate in both of their first marathons at Disney World. This trip was in no way whatsoever supposed to be insulator related in any way, but to my surprise, that would change.

I arrived in Orlando late on a Saturday evening, and my sisters were racing the following morning...very early in the morning...3AM early. They had both arrived a couple days earlier to get prepared and settled in. I arrived to the rented condo with just enough time to visit with my sisters for a few minutes before they called it a night to get some rest before the big race, now just a few hours away.


I wasn't tired and jumped on Facebook to kill some time before attempting to get a little sleep. Almost immediately, I come upon a post from a mutual friend and collector that was alerting collectors in Florida of a "deal" from the Marketplace classified section. I thought to myself, "Hmm, I'm in Florida currently, why not at least see what this is all about?" I messaged the collector from the post and asked for some details. He sent me the classified ad, which pictured a bunch of amber cable groove insulators that looked like 219's, and several purple Whitall Tatum's. At a quick glance, I knew there was a lot more value than the advertised price for the group. I immediately messaged the seller asking if the insulators were still available. I then went back to the listing to re-evaluate the pictures more closely. Upon zooming in, all of the ambers in the group turned out to be Hemingray CD 220's! I was very surprised to see so many, as they are (or were) quite scarce, especially in good condition. A count revealed there were thirty of them...yes, THIRTY! The seller got back to me shortly after and said he had a couple others that had reached out already and was working on a possible sale. He also mentioned the purple WT's had been spoken for by a lady that he knew locally. It sounded like I was too late, but I replied telling him he was sitting on a small gold mine that was worth much more than the advertised price, and to let me know if the sale falls through. I also mentioned I was local (at the time) and could purchase in person. This seemed to direct his attention to me, as he wanted nothing to do with shipping. Several others had also informed him of what he had and the seller asked me to make an offer. I threw out a number, which happened to be in line with the other highest offer he'd received. We agreed to discuss things more the following day, as it was getting pretty late.

The 2 AM wake up call came WAY too soon. The marathon had a very early start time for the runners to participate in cooler temperatures. I had never been to an event like this, and couldn't believe how many people were crazy enough to run 26.2 miles for "fun." Thousands of runners from all over the world travel to Disney World every year for this event. This makes finding two people in a sea of runners rather difficult, but with the help of modern technology, we were able to track Maddie and Stephanie's progress through an app that used GPS. We spent the next several hours bouncing around the Disney parks seeking out vantage points for viewing my sisters and cheering them on throughout the course. Six hours later, both Maddie and Stephanie completed the marathon hand-in-hand. It was an amazing accomplishment and I was beyond proud. This was the highlight of my trip by far!

Now back to the insulators...Conversation continued with the seller throughout the day. We were able to come to an agreement, primarily because I was able to pick the insulators up in person. That evening after the race happened to be only time during my trip that I could sneak away—only because the girls needed the remainder of the day to rest. The rest of our time in Florida was packed full with activities at Disney World and Universal. But being a Sunday, another issue presented itself—coming up with the money. The seller refused to accept PayPal or any other form of electronic transferring. It took every bit of cash that I brought, as well as everything the rest of us had brought and also taking out the max an ATM would allow to come up with what I offered him. I actually still came up a bit short, but thankfully he was understanding and still accepted. After getting back to the rental and relaxing for a bit, I grabbed the keys to Maddie's rental car and headed north. I arrived shortly after dark. The seller had all the insulators out in a shed on a table, along with tons of misc. antiques and vintage furniture. The gentleman was retired and he spent most of his time going to estate sales and buying vintage furniture and restoring it. The insulators were in a large crate, and he decided to "take a chance" on them because they seemed unusual to him and figured he couldn't go wrong at \$2 each. Needless to say, he did quite well. He went on to say the estate sale was of a former power company employee, and it was assumed he removed all of the 670's from service himself somewhere in northern Florida. I packed up the insulators in something safer than the crate they were in and made my way back to Orlando.



I COULDN'T BELIEVE MY GOOD FORTUNE



UNIVERSAL STUDIOS



DRUG BUST OR INSULATORS?

A FLORIDA INSULATOR MARATHON

(CONTINUED)

Aside from my dad, the rest of my family thought I was nuts. But rest of our stay in Orlando was fantastic. We spent two full days at Disney World and the final day at Universal Studios. I hadn't been to Disney World in nearly 20 years and I had forgotten just how truly magical it really was. Our final evening before flying home early the following morning was spent trying to figure out another dilemma...how do we get all these insulators home?! We made a quick trip to Walmart and bought a roll of bubble wrap and packing tape. We proceeded to wrap one by one in several layers of the bubble wrap and then put them in every void and empty space we could find. It took EVERY inch of every bag that myself, my dad and stepmom brought along to fit all of these things. All three of our checked bags were within a couple pounds of the 50lb. limit, and our carry-ons were stuffed to point of zippers being on the verge of bursting. Surprisingly, nothing was questioned while going through security. We made our way into the plane and headed back to Colorado. Upon arriving back in Denver, all looked well after grabbing our bags from baggage claim! The journey from there to the car was miserable—back to the frigid cold and hauling the back-breaking bags out to the car seemed to never end, but it was worth it! We got home and the unpacking began. Somehow, all thirty of the 220's made the journey completely unharmed.

This find was rather unique, as many of the existing amber CD 220's known prior were dug out of the infamous Hemingway dump in Muncie, Indiana. It's possible this find was the largest number of amber 670's together in one place since the time they were made and shipped out. All thirty had an [070] EIN and a date code of 1938. They ranged in color from a medium honey amber to a dark brownish honey amber and they all showed signs of use. Very few were actually mint, but about half were in VNM condition. It's been fun making something that seldom came up for sale prior more available and attainable. This was by far the most interesting 'find' I've ever had and I was still in disbelief it all actually worked out. The stars quite literally aligned for me, and if timing had been even slightly different, someone else would have been the lucky recipient. With January off to a great start and this kind of luck, I was really thinking 2020 was going to be a good year... 🍀



AMAZING GROUP OF CD 220'S



GORGEOUS COLOR



MY SISTERS STEPH AND MADDIE AFTER THE MARATHON




HOW COULD I RESIST?

COLLECTOR THREADS

FEATURING MIKE BLISS ✨ NIA #109 ✨ BY MIKE GREEN

Tears fill Mike's eyes as he recalls the story of childhood friend Andy Shapiro. The pictures we are sorting through stir up vivid memories, but this photo dug deep at Mike's heart. It was Christmas Eve 1977 when Andy Shapiro climbed into a cab for what would have likely been the last time. He starting a new job in January out of state and his hopes were riding high. It all changed suddenly when three men approached the cab, pointed a shotgun inside, and ended an innocent life. There was no motive, just one of those senseless acts that haunts the human existence. Andy had been part of a group of friends in southeast Denver that began collecting insulators in the 1960's. He was a New York Jew who was full of life and knew how to make a deal. At Andy's funeral Mike put the first shovel of dirt on the coffin. In that spade of earth was a small piece of glass in memory of the years they had collected together. And so it is as we sift through life's journey. Like a deep well the emotions and feelings can be hidden for a long time until we reach deep inside. As we took a journey through Mike's life it sounded a little like that of a rock star. There is money, drugs, celebrities, life on the edge, and feeling on top of the world. There is also suffering, depression, grief, and some close calls with death. It is a rags to riches back to rags story like few others. He has had it all and lost it all. Through all the ups and downs, however, Mike Bliss has never lost his sense of humor or his love of the hobby.



MIKE BLISS TODAY



MIKE'S GOOD FRIEND, ANDY SHAPIRO, WITH TWO INSULATORS FOUND UNDER A LINEMAN'S SHACK IN TELLURIDE, COLORADO

Mike joined the world on the Ides of March 1952. He grew up in the Bonnie Brae neighborhood of SE Denver. His dad worked for the Gates Rubber Company and later Martin Marietta. His mother was a beautician and played organ at St. Paul's Catholic Church. His family enjoyed fishing, camping, and ice skating which gave Mike a love for the mountains. He was around 10 years old when insulators first caught his fancy. Like gleaming jewels in the sky, Mike's neighborhood still had lots of colorful insulators including a purple right behind his house. There were WGM and WFG signals all over the place. Soon he had the bug and began hunting for insulators. By the time he was 13, he and a small band of friends were in full collecting mode. They would ride bikes downtown and pull insulators off the sides of buildings. It became an adventure and a passion that yielded many good results. They once salvaged a bunch of aqua insulators out of the trash including a Mershon that Mike has to this day. They got to know some linemen and could occasionally score a piece that way. Mike loved watching them work and studied every detail. It would end up having a big influence on him. The group of friends included, Barry Cirillo, Dennis Cirillo, Henry Woods, Danny Barrera, Ed Downs, Jerry Witulski, Brian Claybourne, Pat Sumner, Andy Shapiro, and of course Mike. They had many fun adventures and were probably one of the earliest collecting groups outside of linemen in the country. They met a professor at Denver University named John Shubert who knew about insulators and arranged their first show/club meeting in his living room. Another chance meeting would be one of the greatest influences in Mike's collecting life. Mike happened to be cutting the lawn for a man named Al Campbell. It turned out Al was a retired lineman with Mountain States Telephone and Telegraph and had a china cabinet filled with insulators. Al had been a lineman in the 1920's and 30's and was a wealth of knowledge and stories. He corresponded regularly with Woody Woodward and

COLLECTOR THREADS

(CONTINUED)

helped document a lot of early history. Al took Mike to many old lines where they would find Denvers, 1871's and other good glass. On one occasion, Al dropped a few of the kids off along the railroad then waited for them further down the tracks. The group had found about 20 1871's by the time they reached Al. Unfortunately, the sheriff was there waiting as well. Someone had seen them and thought they were breaking insulators. After convincing the sheriff that was not the case, he let them go. Later that afternoon, they did more hunting on the Ft. Collins to Cheyenne line where Al told them to just grab the purple Denvers! Oh, what fun those adventures must have been. Mike had another insulator friend in Morrison named Capt. Jack Smith who owned a business called Sam's Place. Mike would ride his bike all the way to Morrison to sit around an old pot-bellied stove and talk about insulators with Capt. Jack. Mike used to visit Esta Brown and remembers the Bostons she had in the bathroom! Esta knew Mike wanted a blue insulator and sent him a CD 134 1871 Patent dripped, yes dripped, signal! On other adventures Mike found nearly 50 dated Foree Bains along the Santa Fe Railroad south of Denver. The finds are almost too many to mention!



YOUNG MIKE BLISS



\$25 BLUE INSULATOR FROM ESTA BROWN!



MIKE IN THE 1970's



MIKE AROUND 1975



MIKE'S MENTOR AND LINEMAN AL CAMPBELL ON THE LEFT



AL CAMPBELL ON A POLE IN SOUTHERN COLORADO, 1920'S

COLLECTOR THREADS

(CONTINUED)

After graduating from South High School in Denver, Mike went to work for Mountain Bell. He knew from early on what he wanted to do being influenced by linemen and the passion for collecting. During his tenure there he got involved with the Bell Historium, a museum located in downtown Denver. Mike donated insulators and memorabilia worth thousands to help share and preserve the history of communications in the region. Mike also began hosting the Mountain States Bottle and Insulator Show. He did nine of those shows which helped put Colorado on the insulator collecting map. Mike decided to leave the phone company in 1978 and struck out on his own as an independent installer. He moved to Idaho Springs and worked throughout the area.

In 1986, while working in Central City, the break of a lifetime would come his way. He happened to find out that a film crew was working in the area and was having trouble with AT&T getting their phone lines installed on schedule at their production office. Mike quickly offered his talents and told them he could get the whole job done on time. They decided to take a risk on Mike and gave him a shot. The production office was at a Ramada Inn in Denver and Mike worked through the night to have everything set up on time. The word got around that this crazy guy had done the work all by himself and Mike was asked if he could do the same thing at their other location shoots. Mike ecstatically agreed and found himself in Flagstaff, Tucson, L.A. and more for the mini-series Dream West, the story of John C. Fremont starring Richard Chamberlain.

No one was doing location phone installations for the movie industry. They had been relying on AT&T and other companies. Through more good fortune, Mike suddenly found himself as the go-to guy for communications installation on Hollywood location shoots. In a few short years, Mike went from scraping it out as a local installer to communication man to the stars! He has met countless actors, directors, producers, etc. He traveled all over the country witnessing and being part of major productions. He became the first phone man to get on screen credit for his efforts. In all, Mike was part of nearly 500 productions and was riding high. He moved the family to Ft. Collins and built a beautiful custom home. During this period, Mike also had some great luck collecting—he was able to buy some collections and slowly put together one of the finest collections in the country. His involvement in the hobby was huge. He wrote multiple articles for Crown Jewels, continued to hunt and research around Colorado, and is one of only two people to host three National Insulator Shows (79, 93, 02). He used to love spending time and hunting with Mike Miller, who he misses very much. He recalls hunting the Triple Ridge line north of Cañon City with Mike. Already a steep and brutal line to follow, it was even more difficult on one day with soaring temperatures. Without enough water along, Mike Bliss ended up dead to the world with heat exhaustion. Mike Miller, meanwhile, kept going like the Energizer Bunny. On another hunt in southern Colorado in knee deep snow, Mike and Mike hit a gold mine when they discovered and pulled several green WFG tolls! Mike Miller was a big influence and was always there to help out.



MIKE WITH CAMERON DIAZ



WITH NICHOLAS CAGE



WITH KEVIN COSTNER



JUST A FEW NICE PIECES IN MIKE'S COLLECTION FROM THE 90'S

COLLECTOR THREADS

(CONTINUED)



WITH JESSI MARELAND HOST OF THE 2ND NATIONAL



DARLENE, SHAWN, JUNE, AND MIKE



MIKE EXHAUSTED AFTER HUNTING THE TRIPLE RIDGE LINE



MIKE MILLER PULLING A GREEN WFG




BOCH PATENTS ON THE TRIPLE RIDGE LINE



MIKE AND MIKE AFTER A BIG HAUL OF DENVERS



GREEN WFG YAHOOO!



MIKE WITH A LOCKE 25



MIKE'S FAVORITE INSULATOR HUNTING PARTNER



MIKE WITH HIS SON LT. COMMANDER PATRICK MACFADDEN




79 NAT'L DISPLAY COMPLETE WITH ROCKING GRANDPA

COLLECTOR THREADS

(CONTINUED)

When asked, what was the best moment of your life, Mike responded, "They are all good." Then with a little more thought he says getting married and having kids for sure. Then Mike's eyes mist up as he thinks about his Dad. He recalls telling his Dad about two No. 2 Provos on a pole near Silver Plume. It would have been about 1965 he says. "My Dad told me to jump into the car and drove me all the way to Silver Plume to retrieve the insulators." When Mike couldn't quite reach them, his Dad got up there and pulled them down. What a wonderful memory. On another occasion, his Dad drove him to a spot near Pine, Colorado where they pulled a gorgeous 7-Up green Hemingray 43. He also recalls the joy running into his Dad's arms as a little boy when his Father got off work. When asked about the most difficult moment of his life Mike recalls the horrible murder of good friend Andy Shapiro. He also talks about losing his father. Mike dedicated the 1979 National to his dad.

As we neared the end of our interview, something prompted Mike to mention that he has only missed church services a couple times over the last 12 years. I told him I didn't realize that and was surprised. He said, "God saved my life." I asked him why he felt that way. He told me that after a bitter divorce he basically lost everything. He lived alone in a condo and had little or no communication with his daughters. He had become very depressed and started feeling his life no longer mattered. He took a gun, loaded it, and was preparing to take his own life. Unexpectedly, the phone rang. He decided to answer, and it was a collector from back east. Mike said he was not in the mood to discuss glass and the collector informed him that he was only calling to see how he was doing. Mike thought that was nice but told him he had to go and hung up the phone. As he prepared once again to take his life the phone rang again. Mike answered and it was another collector from Oregon. The collector said he was just wanted to see how he was doing. Mike ended the call quickly and once again prepared to meet eternity. Incredibly the phone rang a third time. This time it was a collector from Texas who told Mike he was worried about him and wanted to check in. After hanging up the phone for the third time Mike removed the bullet from the gun with tears in his eyes. "I didn't realize I had so many good friends" he thought. He believes, as I do, that three calls like that in a span of less than 15 minutes was not a coincidence. God had taken the gun from his hands. He later gave that bullet to the collector from Oregon and thanked him for the part he had played in saving his life.



© MIKE BLISS

MIKE BUILT THIS AMAZING LINE IN SOUTHERN COLORADO USING DENVERS, 1871'S AND OTHER INSULATORS FROM THE EARLY 1900'S. IT WAS A DIFFICULT PROJECT DONE OUT OF PURE LOVE FOR THE HOBBY.



JUST A TINY PART OF MIKE'S AMAZING COLLECTION IN THE 90'S

Mike had a big surprise several years ago when a son he thought he might never see again looked him up. His name is Patrick McFadden. He is a Lt. Commander and naval aviator. He said that Patrick is an amazing man and he couldn't be more proud. Mike also found out he has two beautiful and athletic grandchildren from Patrick. Grandson Cole is a pole vaulter and granddaughter Maya is a talented decathlete. Mike is also very proud of his other grandson Lamon. Mike doesn't get to see his kids and grandkids often but he misses them very much. At the moment, Mike's life is mostly in boxes. The complex he lives in will be doing renovations and is moving all the tenants until the work is completed. Just one more thing in the many ups and downs of life. Mike takes it all in stride and is just happy to still be here. One thing that is not packed away yet are the beautiful insulators in his window. Just one more sign of how much he loves the hobby.

COLLECTOR THREADS

(CONTINUED)



PROSTHETIC WITH INSULATOR ARTWORK



MIKE ARRIVING AS JERRY TURNER, 2017 NATIONAL



MIKE'S HEARTFELT SPEECH AT THE 2017 NATIONAL



MIKE ON TOP OF ONE OF THE POLES HE CONSTRUCTED NEAR OURAY



MIKE'S COLLECTION TODAY

Mike is humble and thankful these days, but his life is anything but easy. Fighting complications from diabetes, Mike had to have his right foot amputated. He has almost total kidney failure and must go to dialysis twice a week. He is currently confined to a wheelchair. He also chased the demons with heavy drug use for years but has no regrets. "I took it to the brink" he states. He could easily be bitter or down, but he still jokes about it all. One of his favorite people in the hobby was Jerry Turner. Mike loved the way Jerry would bring some laughs into a hobby that sometimes takes itself a little too seriously. At the 2017 National in Colorado Springs, Mike surprised the banquet crowd strolling into the room in a Jerry Turner outfit, complete with original Jerry Turner "Hee Haw" coveralls. Mike got those coveralls in a mysterious box several years ago. When Mike first looked inside and saw the coveralls his heart sank, he thought something must have happened to Jerry. After a couple weeks he took the coveralls out and underneath was a note from Jerry that said, "Not dead yet, enjoy!" Gotta love that sense of humor. After reaching the stage in those very same coveralls he gave a heartfelt speech about his love for the hobby. He paid tribute to his mentor Al Campbell and asked fellow collectors to help mentor and educate beginning collectors. The last words of his speech were, "So in conclusion I'm hoping that on every level for the preservation of our hobby that we all develop the inspiration to pay it forward for future collectors." So there stood a man who had stared into the abyss. A man who has known pain few of us can understand. He has had it all and lost it all. He has lived life on the edge and somehow survived. Despite all the ups and downs, one thing has remained constant: Mike's love for the hobby.

Please join me in thanking Mike for this candid and honest story. You have dedicated so much of your life to this hobby and we are grateful. When I asked Mike to sum up his life, he said that he wants the following inscription on his gravestone: "Refused to be Bored". Mike, your life has been anything but boring.

Happy Collecting and Power Off 🐻



Dear Friends and Fellow Insulator Collectors:

As you may know, it is with great disappointment that the 2020 NIA Convention and Show has been cancelled due to COVID-19 Shelter-In-Place requirements. We are all sad about the news of course, and we all owe a big thank you for all of the hard work and careful planning that the show hosts - Don & Jeanne Briel and Arnold & Linda Smith – put in to plan what would have been a great event this month. Hopefully by this time next year, the restrictions will be lifted, therefore...

We – Tommy Bolack and Lou Hall - are deeply honored and pleased to invite you to participate in the 52nd National Insulator Association (NIA) National Convention and Show, July 2 – 4, 2021, in Farmington, New Mexico! We are looking forward to your attendance at the McGee Park Convention Center and we are working diligently to make sure you experience the BIGGEST and BEST National Show yet.

The McGee Park Convention Center facility is a 49,000 square foot air conditioned space that includes an elevated ADA accessible stage. The area includes restrooms and a concession area for close access to food and beverage. The floor plan allows for at least 250 sales tables and 39 exhibit tables. The General Membership Meeting will be held in the same facility and will accommodate seating for 200+ participants. The Sunray Casino is immediately adjacent to the Conference Center and provides additional dining and lounge facilities.

Tours will be available Monday, June 28, 2021 thru Saturday, July 3 for the Bolack Museum of Fish and Wildlife, and the Bolack Electromechanical Museum. Tommy Bolack's insulator collection may be seen by appointment only. Shuttle service will be provided to and from B-Square ranch starting at the McGee Park Convention Center Friday, July 2, and Saturday, July 3. The Awards Banquet will be held in the ballroom of the headquarters hotel (Farmington Courtyard by Marriott), and will feature awards for both years, 2020 and 2021. You're also invited to celebrate the 4th of July Sunday evening by watching Tommy Bolack's annual fireworks display from the B Square Ranch.

The Farmington Courtyard by Marriott is located in the southwest part of Farmington, within walking distance of historic downtown and is just 2.2 miles from the airport. The room block will open in August 2020. This hotel has a smoke-free policy. The facility has 121 rooms, 4 suites and includes a fitness center, indoor swimming pool, free high speed internet, and meeting rooms. The Bistro is your food and beverage destination for refreshing breakfast choices in the morning, and a variety of dinner, beer and wine options in the evening. The Bistro also offers specialty beverages made with Starbucks® coffee to help you get a jump on the day. The Patio area faces the river walk along the Animas River. Other services also include complimentary parking and airport shuttle, laundry and dry cleaning services and business center services.

Plan a longer vacation stay with your spouse, family or friends and take in the tourist attractions of this portion of the southwest. Chaco Canyon Cultural Park, Mesa Verde National Park (cliff dwellings), Monument Valley, Four Corners National Monument, the Durango & Silverton Narrow Gauge Railroad, the Farmington Freedom Days Celebration and many other attractions are all within easy driving distance.

Please sign up for your-dealer and/or exhibit table(s), bring your displays you were making for this year, and get ready for a great event. Everything you need to sign up (including some free things!) are on our website www.nia2021.com and www.nia.org.

We look forward to seeing you in Farmington, New Mexico – July 2-4, 2021!

Tommy Bolack, NIA #3756
Show Host

Lou Hall, NIA #7185
Show Committee Chairman

NATIONAL
INSULATOR
ASSOCIATION



WELCOME

52nd Annual NIA
Show & Convention
in Farmington, NM

Friday, July 2 thru
Sunday, July 4, 2021

Hosted by Tommy Bolack

Committee Chairman: Lou Hall



UPCOMING EVENTS

FEBRUARY 2021 – AUGUST 2021



IMPORTANT NOTE: This list was accurate to the best of our knowledge at the time of publishing. Due to uncertainties caused by the Coronavirus / COVID-19, please contact the show host(s) prior to attending any of these shows in case they have been canceled or rescheduled. Thank you.

February 6, 2021 (Saturday) Yuma, Arizona, USA

Well it's official! The 2021 Grand Canyon State Insulator Club tailgater in Yuma Arizona is on the schedule! It will be held on Feb 6, at Riverside Park (by the Territorial Prison) Officially starting at 9 AM (realistically about 5:30 AM) until 2 PM. This show keeps growing and growing. Last year, there were more than 20 dealers and 35 tables. We will be organizing a dinner Friday night before, followed by an infused Vodka tasting event held in Nathan Smack's honor, supplied by Daryl Stahler. For more information contact Daryl Stahler email: dwtahler@gmail.com

March 20, 2021 (Saturday) Platte City, Missouri, USA

The 2021 NW Missouri Insulator & Bottle Show will be held at the Platte County Fairgrounds, 15730 Fairgrounds Rd., Platte City, MO 64079. In between Kansas City & St. Joseph, MO and just off of I-29. It is held the same weekend as another long standing antique show, which allows both shows to have more attendees. We now have the capability to have over 85 tables, but since this is a well attended show, both by dealers & attendees, reserve your table(s) early. There will be a food vendor on site for your convenience. Dealers can unload/setup Friday afternoon between 3:00 PM & 6:00 PM and Saturday morning between 7:00 AM & 9:00 AM. We will be open to the public from 9:00 AM till 3:00 PM. Sales tables are \$35 for the first table and \$30 for each additional table, with admission being FREE. This show is heavily advertised in our region and has built up a great following, so we have a lot of foot traffic and walk-ins. Contact DARRYL WAGNER at (816) 719-0801 or nwmoshow@dwagnerkc.com for information and/or show packet.

April 10, 2021 (Saturday) Wheaton, Illinois, USA

The Dupage Collectors Expo will be held Saturday, April 10th, at the Dupage County Fairgrounds, 2015 Manchester Road, Wheaton, Illinois. Hours are 9:00 to 3:00. Items for sale & trade include: Insulators, Lightning Rod items & Weathervanes, Telephone & Telegraph items, Bottles, Jars, etc. Info: BOB STAHR: bob@hemingray.com (630) 793-5345 and RICK SOLLER: com574@clcollinois.edu (847) 782-8602.



July 2-4, 2021 (Friday-Sunday) Farmington, New Mexico, USA

The National Insulator Association's 52nd Annual Show and Convention will be held in Farmington, New Mexico, at the San Juan County Fairgrounds McGee Park Convention Center, located at #41 CR 5568, Farmington, NM 87401. There will be plenty of dealer table space and exhibitor space plus a multitude of

things to do in the area. The headquarters hotel is the Farmington Courtyard by Marriott. Complete show information including dealer, exhibitor and banquet reservation forms plus hotel reservation directions are now available online at www.NIA2021.com or www.NIA.org. Your Show Host

is TOMMY BOLACK, (505) 325-4275 or (505)325-7873. Contact Show Planning Committee Chairman: LOU HALL, (559) 284-4211, louhall@pacbell.net.

August 13-14, 2021 (Friday-Saturday) Bend, Oregon, USA

The annual Jefferson State Insulator Club's Tres-Amigos Insulator Show & Sale in Central Oregon will be held August 13-14 starting with dinner Friday evening followed by our traditional bonfire and story-telling time. On Saturday the show will begin early. Tables will be provided. If you would like a table, please let us know beforehand so the correct number can be ordered. There will be a BBQ lunch at 11:35 AM. Side dishes are welcome. Be sure to bring your "Go-Withs" and any other treasures along with your hunting and adventure stories for the Friday evening bonfire. Please RSVP. Lodging and camping available at nearby Tumalo State Park or camp on site. Our location is 64420 Research Road, Bend, OR 97703. Info: JIM SINASEK (541) 383-8067 (oregonjim@q.com). You may also contact Tres-Amigos Howard Banks at 541 761-9456 (hbanks@budget.net) or Tim Wood at 541 923-4116 (cewtim@gmail.com). Your RSVP is appreciated and will help us with knowing how much food to order and serve.

THE UPCOMING EVENTS LIST APPEARS COURTESY OF:

<https://allinsulators.com>

TO SUBMIT AN UPCOMING INSULATOR SHOW:

https://allinsulators.com/hobby/shows/submit_show/

WANTED PORCELAIN INSULATORS

ONE PIECE OR A COLLECTION. I AM ALWAYS
LOOKING FOR BETTER PIECES OR GREAT COLOR
FOR MY COLLECTION. CASH OR TRADE.

MATT GRAYSON • NIA #387
mg3430@gmail.com • 718-507-5665

If you call, and I don't answer, I am probably traveling.
Email is always faster



FREE APPRAISALS

Insulators
Lighting Rod Ball and Vanes
What Have You??



WE PAY TOP CASH FOR ONE

** Or Whole Collections **

**CASH UP FRONT - NO CONSIGNMENTS -
JUST HARD CASH FAST!**



We have been collector / dealers for over 40 years in the hobby.
We will do about anything to obtain a good piece or collection.
Pay high prices / Beg / Listen to old stories / Pay finders fees / Travel anywhere
Even dig dumps - Yes, we have a back hoe!!!!

↓ **- CASH IN NOW -** ↓



Larry Veneziano

27 W 115 Vale
West Chicago, IL 60185
larryhh@comcast.net
708-878-2446



SAVE THE DATE!



52nd Annual NIA Show & Convention in Farmington, NM

July 2 - July 4, 2021

Hosted by Tommy Bolack

Committee Chairman: Lou Hall

**BIGGER & BETTER
than the 2014
National Show!**

Visit: www.NIA2021.com
for event details and to sign up for a FREE* table!

*\$30 Table Deposit Returned at the 2021 Show.

Glass Insulator Collector

Dan Gauron

**P.O. Box 1721
Colorado Springs, CO 80901**

**719-492-0181
Alyeskaco@comcast.net**

Buy - Sell - Trade

NIA #8176



2021 FOHBC National Antique Bottle Show

★
SYRACUSE

FOHBC.org

NY



Friday August 6 & Saturday August 7
Friday August 6th Early Buyers Only



*On Center
Convention Center*

For Information:

Jim & Val Berry
jhberry10@yahoo.com

Jim Bender
jbender@millservicesinc.com





National Insulator Association Scholarship Fund

**Attention young insulator collectors-
this scholarship is for you!**

Money for college \$1000/\$500 up to \$2000

Write a 300 word essay telling us how to spread the word about the hobby.

Go to <http://www.nia.org/scholarship>



Submission deadline is March 1

The Scholarship Application and Application Guide is available at:

<http://www.nia.org/scholarship/>



RAILRODIANA COLLECTORS ASSOCIATION, INC. ("RCAI")

America's Largest Organization Devoted to the Collection and Preservation of Railroad Artifacts

◆ Meet friends and fellow collectors dedicated to preserving artifacts of rail transportation history for future generations.


◆ Find out about upcoming events and learn more about the almost infinite landscape of railroad collecting, from lanterns, to keys and locks, china, menus, and more!

◆ Membership includes our lavishly illustrated, full-color quarterly magazine, *The Railroadiana Express*, free-to-members advertising, and access to the membership directory.



To learn more about RCAI, to become a member, or download a recent issue of *The Railroadiana Express*, visit our website at:

www.railroadcollectors.org



ALL INSULATORS

Crown Jewels of the Wire

The official magazine for Insulator collectors since 1969




For more than 50 years Crown Jewels of the Wire has been the leading publication for glass and porcelain insulator hobby news, history, articles with columns devoted to worldwide insulators, show reports, in-depth research articles, meeting announcements, photos and other insulator information. There is something for everyone who enjoys insulators!

Being a quarterly publication allows the contributors to create some amazingly rich, well-researched articles. It is like getting a new book on insulators four times a year.

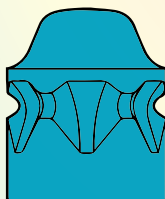
Some of the topics regularly covered are:

- Threadless insulators
- Porcelain insulators
- Insulators from around the world
- North American glass insulators
- Lightning rod insulators
- Research on historic lines
- Hunts and finds
- Upcoming insulator show information



NIA members discount!

All NIA Members get a \$3 discount when subscribing or renewing. If paying by mail, just include the coupon you received with your NIA membership and make check out for \$3 less. If renewing/subscribing online, email shaun@allinsulators.com for directions.



Subscription options

Print (USA)	\$40
Print (Canada)	\$50
Print (Overseas)	\$65
Electronic	\$30
Print & Electronic (USA)	\$60
Print & Electronic (Canada)	\$65
Print & Electronic (Overseas)	\$80

Subscribe online

You can subscribe online by credit card or PayPal at: <https://allinsulators.com/magazine/>

Subscribe by mail


Make checks payable to:
Hemingray Glass Company
Send to:
Hemingray Glass Co
P.O. Box 210145
Auburn Hills, MI 48321



CURRENT (2019) EDITION

North American Glass Insulators – Identification, Reference, & Price Guide

- New CDs & CD Changes
- New Index Listings
- Added Color Listings
- Unverified Questionable Listings Removed
- New and Updated Appendices
- Updated Prices
- 14,500+ listings
- 388 pages – 6” x 9”
- Spiral Bound



Paper Edition -- \$49 ppd* in U.S.

Paper Edition w/Price Guide Browser -- \$79 ppd* in U.S.

* For delivery outside of the U.S. please contact Don Briel for current shipping cost and payment instructions

Access Price Guide information on your phone or computer Visit: www.PriceGuideBrowser.com for a demonstration of the Price Guide Browser produced by Bill Meier

To order, visit: www.InsulatorPriceGuide.com or mail a check or money order to:

Donald R. Briel

P. O. Box 188 • Providence, Utah 84332
Contact: Don.Briel@comcast.net or (435) 753-5786

CD COLLECTOR & MORE

Please contact me for a copy of my want list

also looking for:

Mint CD 206 Castle in Green
M-2795 Gutter Top with Glass Base
M-2636 Turquoise New Lexington

Spencer Garten
7087 Saddle Creek Lane
Sarasota FL 34241

PH 859-351-2617 (Call or Text)
Spencer.Garten@gmail.com



WANTED

Looking for a Conductor Clamps like these designed for CD259's or 260's or 252's



Also wanted CHARACTER CABLES the Nastier the Better



Michael Deloia

Contact info
Cell 508-922-9713
Email: michaeldeloia_2@msn.com



FREE NIA MEMBER CLASSIFIEDS

KERRY LAVENDOSKI: Seeking dark colored CD736 NYERR damaged or repaired--will also consider aquas with condition issues. kerilyncottage323@gmail.com 864-784-4479

STEVE GOFF: Wanted (1 of each only): CD 155 KERR'S DP-1 off clear; CD 155 HEMINGRAY 45 ice-blue; willing to pay \$2 each + shipping. Send for want list. PO Box #7, Charing Cross, Ontario N0P 1G0 Canada.

BOB BERRY: Cash paid for worldwide glass and porcelain insulators – looking for unusual single items as well as whole collections. (512)-779-7018 / pyrex553@aol.com

DAVID CAMPBELL: Looking for Star tramps & cables, California tramps & cables, all EC&M's, all Calif. Elec. Wks. Must be nearly mint or better. Call 971-240-8968. Write 131 5th St., Pacific Grove, CA 93950.

DID YOU KNOW? ALL NIA MEMBERS ARE ENTITLED TO A FREE 25-WORD AD EVERY YEAR IN DRIP POINTS. PLEASE CONTACT THE EDITOR OR AD MANAGER TO GET YOUR AD LISTED.

DRIP POINTS Advertising Information

Help support the NIA's Drip Points by advertising. New rates below include discounts for multiple runs. We now offer classified rates also.

# of Issues	Covers*	Full Page (8" x 10")	1/2 Page (8" x 4.5" or 4.5" x 10")	1/4 Page (4.5" x 3.9" or 8" x 2.1")	1/8 Page (3.9" x 2.1" or 2.2" x 4.5")	1/16 Page (2.2" x 1.8")
1 Issue	\$135	\$90	\$50	\$30	\$18	\$12
2 Issues	\$257	\$171	\$95	\$57	\$34	\$23
3 Issues	\$379	\$252	\$140	\$84	\$50	\$34
4 Issues	\$497	\$331	\$184	\$110	\$66	\$44
5 Issues	\$614	\$410	\$228	\$137	\$82	\$55
6 Issues	\$729	\$486	\$270	\$162	\$97	\$65

* Back Cover (8.5"x8.5") Inside Back Cover & Inside Front Cover (8.5"x11")

Classified Ads:
10 cents per word, **15 cents per bold word**, \$2.50 min./per Issue

Size: _____ #Issues: _____ Cost per Issue: _____ Total cost: _____

Size: _____ #Issues: _____ Cost per Issue: _____ Total cost: _____

Size: _____ #Issues: _____ Cost per Issue: _____ Total cost: _____

Please supply camera ready artwork; preferred file formats include: PDF, TIF, JPG, DOC, DOCX.

Ads can be designed for an additional fee (please contact Doug Rusher at admanager@nia.org).

To receive the multi-issue discount, ads must run in consecutive issues with no changes.

Ads must be pre-paid. We accept PayPal (treasurer@nia.org) or checks payable to the NIA.

Ads must meet all postal regulations that govern publications mailed at Non-Profit Standard Mail postage rate.

Name: _____

Address: _____

City, St, zip: _____

Phone: _____

Email: _____

To place an ad, send form with payment to:

Doug Rusher

3370 Chance Ct.

Helena, MT 59602 admanager@nia.org

DRIP POINTS Publishing Schedule

Issue	#	Deadline	Mailing
February	1	Jan. 10	Feb. 1
April	2	Mar. 10	Apr. 1
June	3	May 10	Jun. 1
August	4	Jul. 10	Aug. 1
October	5	Sep. 10	Oct. 1
December	6	Nov. 10	Dec. 1



2020 DONORS & SPONSORS

THANK YOU FOR YOUR SUPPORT!

The NIA would like to acknowledge this year's Donors & Sponsors

Name	From	Level	Additional Information
		Hobby	
Tommy Bolack	New Mexico	Benefactor	Drip Points Expansion to Bi-Monthly
Spencer Garten	Florida	Amber	
Anonymous	Colorado	Carnival	
Anonymous	Oregon	Carnival	
Anonymous	Washington	Emerald	
Anonymous	Utah	Emerald	
Dianne George	Washington	Emerald	Educational
Anonymous	New Mexico	Emerald	
Anonymous	Tennessee	Emerald	
Anonymous	Indiana	Emerald	
Anonymous	Utah	Emerald	
Anonymous	Arizona	Emerald	
Anonymous	Texas	Emerald	
Anonymous	Massachusetts	Emerald	
Anonymous	Michigan	Emerald	
Anonymous	Utah	Emerald	
Anonymous	Washington	Emerald	
Anonymous	Washington	Emerald	
Anonymous	Washington	Emerald	
Anonymous	California	Emerald	
Anonymous	New York	Emerald	
Anonymous	New York	Emerald	
Anonymous	California	Emerald	
Darryl Wagner	Missouri	Emerald	
Anonymous	New York	Emerald	
Anonymous	Texas	Green	
Anonymous	New York	Green	
Anonymous	California	Green	
Anonymous	Illinois	Green	
Anonymous	Idaho	Green	
Anonymous	New Mexico	Green	
Anonymous	Utah	Green	
Anonymous	Washington	Green	
Anonymous	New York	Green	
Anonymous	California	Green	
Anonymous	Illinois	Green	
Anonymous	Oklahoma	Green	
Anonymous	Illinois	Green	
Anonymous	Colorado	Green	
Anonymous	Montana	Green	
Anonymous	Montana	Green	

The list above is compiled from multiple sources and may not be complete. If you have donated this year, but don't see your name (unless you wanted to be anonymous), please contact the development committee chairman.



NIA AFFILIATED CLUBS

THE FOLLOWING INSULATOR CLUBS ARE MEMBERS OF THE NIA



Central Florida Insulator Club
Jacque Linscott Barnes
3557 Nicklaus Drive
Titusville, FL 32780-5356
321-480-1800
bluebellwt@aol.com



Chesapeake Bay Insulator Club
Larry Novak
12604 Eldrid Court
Silver Spring, MD 20904
301-680-8910
cbic@clubs.insulators.info



Dixie Jewels Insulator Club
Bill Haley
215 McFarland Ave.
Chattanooga, TN 37405
423-756-4106
djic@clubs.insulators.info



Greater Chicago Insulator Club
Bob Stahr
360 S. Kenilworth Ave.
Glen Ellyn, IL 60137
630-793-5345
gcic@clubs.insulators.info



Golden State Insulator Club
Bob McLaughlin
2327 E. Goshen Ave.
Fresno, CA 93720
559-790-0194
rdmclau@comcast.net



Huron Valley Bottle & Insulator Club
Rod Krupka
2641 Echo Lane
Ortonville, MI 48462
248-627-6351
rod.krupka@yahoo.com



Insulator Collectors On the Net
Bill Meier
103 Canterbury Court
Carlisle, MA 01741-1860
978-369-0208
icon@clubs.insulators.info



Lone Star Insulator Club
Chris Renaudo
15707 Brookforest Dr.
Houston, TX 77059
lsic@clubs.insulators.info



Missouri Valley Insulator Club
Darryl Wagner
14615 NW Skyview Ave
Smithville, MO 64089
816-719-0801
mvic@clubs.insulators.info



North Western Insulator Club
Colin Yennie
504 White Birch CT NW
Oronoco, MN 55960 2030
507-289-1095
nwic@clubs.insulators.info



Triple Ridge Insulator Club
Dan Gaaron
P.O. Box 1721
Colorado Springs, CO 80901
719-266-0181
danielgaaron@yahoo.com



Western Reserve Insulator Club
John Hovanec
13009 Ridge Road
North Royalton, OH 44133
440-237-2242
wric@clubs.insulators.info



Yankee Pole Cat Insulator Club
Bill & Jill Meier
103 Canterbury Court
Carlisle, MA 01741
978-369-0208
ypcic@clubs.insulators.info

Do you represent a local insulator club or other related organization? Become an NIA Affiliated Club today! See next page to apply for or renew your membership.



NIA MEMBERSHIP & RENEWAL FORM

Prospective members may join the NIA at any time; however, the "membership year" begins on January 1st and ends on December 31st. New memberships issued within three months of the beginning of the new membership year (October – December) will be good for the following calendar year. New members are entitled to all membership privileges immediately upon acceptance by the NIA. **If you are joining the NIA during the months of January through September, your membership will expire on December 31st of this Calendar year.**

Submit payment (**Payable to the "NIA" in U.S. funds**) to:

Andrew Gibson

5997 Springwater Rd.
Dansville, NY 14437-9772
membership@nia.org

Check class of membership:

- _____ Single/Family Membership w/Electronic Drip Points..... **\$30.00**
- _____ Single/Family Membership w/Printed Drip Points..... **\$40.00**
- _____ Single/Family Membership w/both Electronic & Printed DP... **\$45.00**
- _____ Junior Membership (under 18) w/Electronic or Printed DP..... **\$ 5.00**
- _____ Club or Organization..... **\$50.00**

Check years of Payment:

- Single year _____
- Multi-year _____

Please Print Legibly

Name _____
 NIA # (if renewal) _____
 Address _____
 City _____
 State/Province _____
 Zip/Postal Code _____ (+4) _____
 Country (if not U.S.) _____
 Telephone Number _____
 E-Mail Address _____

Additional Family Members residing in the same household at no additional cost.
 (e.g.: spouse, minor children or dependents)

Name	NIA # (if renewal)
1 _____	_____
2 _____	_____
3 _____	_____
4 _____	_____
5 _____	_____

(An e-mail address is required for electronic version of Drip Points)

Include me in NIA Hobby Directory: On-Line Yes No Printed Yes No

Include my USPS Address in: On-Line Yes No Printed Yes No

Include my Email Address in: On-Line Yes No Printed Yes No

Include my Telephone Number in: On-Line Yes No Printed Yes No

You may pre-purchase the next printed Hobby Directory for \$7.00 Yes

Fees to be submitted

Membership Amount: _____

Directory Amount.....: _____

Donation Amount.....: _____

If it is OK to list you as a donor, check here:

Signed _____ Date _____ Total Enclosed \$ _____
 Make Checks Payable to the NIA

NIA MEMBERSHIP BENEFITS

Revised March 1, 2020

- Connect to a worldwide network of over 1000 insulator collectors sharing information, history and the latest news on insulator collecting.
 - Receive electronic notification of upcoming events and current activity in your region of the country through the bi-monthly electronic distribution of the Drip Points Magazine (Also available in printed form).
 - Receive members only access to an enormous digital library of insulator catalogs, patents and insulator manufacturer history.
 - Find and meet other NIA members in your area for mentorship, visit & share collections and swap stories in person or on the NIA Facebook page.
 - Receive guaranteed early exclusive access to NIA National Shows to display, buy and sell insulators.
 - Compete for National Awards and Recognition for your displays, research and contributions to the hobby.
 - Start your own insulator reference library with the "NIA Resource Page", "Fake and Altered Insulators" and "What is an Insulator?"
 - Advertise your hobby passion through your complimentary NIA Decal, Membership Bars, Membership Card and free ad in Drip Points.
 - Use your membership to run for the National Insulator Association Board of Directors to shape the future of the hobby.
 - Contribute to a National Scholarship Program and financial support for NIA Show Hosts in your local area.
 - Continue membership to sustain these benefits and help raise the next generation of insulator collectors through your knowledge & engagement.
- Note: The NIA Member Handbook is available on the NIA website (www.nia.org/membership/index.htm).
 Hard copies of the Handbook are available upon request to the NIA Membership Director (membership@nia.org).





MERCHANDISE

SHOW YOUR SUPPORT WITH CLOTHING, BADGES & MORE



Embroidered Logo T-Shirts

Hanes Adult T-Shirt, Embroidered logo on front

Colors: Smoke, Smoky Graphite, Sky Blue, Electric Blue, Aqua, Dark Cobalt, Lt Brown Amber, Med Amber, Rootbeer Amber, Lt Olive Green, 7 Up Green, Dark Olive Green, Yellow, Golden Amber, Oxblood, Deep Red Amber

Price: \$17 (S-XL) \$20 (2X-3X)

Color(s): _____ Size: _____ Qty: _____

Shirt Sizing Chart			
S	32-34	XL	44-46
M	36-38	2X	48-50
L	40-42	3X	52-54

Special Orders: If you don't see a size or color that you'd like, contact us for availability and price.



Gildan Adult T-Shirt – Small logo on front, large logo on back



Screen Printed T-Shirts

Colors: Smoke, Smoky Graphite, Steel Blue, Peacock Blue, Dark Cobalt, Lt Brown Amber, Med Amber, Olive Amber, Rootbeer Amber, Apple Green, 7-Up Green, Olive Green, Yellow, Golden Amber, Flashed Amber, Oxblood

Price: \$17 (S-XL) \$20 (2X-3X)

Color(s): _____ Size: _____ Qty: _____



Button Down Shirt

Port Authority SanMar Blend, embroidered logo on front

Colors: Dark Smoke, Aqua, Cobalt, Lt Brown Amber, Yellow, Flashed Amber

Price:
Short Sleeve: \$32 (S-XL) \$34 (2X)
Long Sleeve: \$34 (S-XL) \$36 (2X)

Short or Long Sleeve: _____

Color(s): _____ Size: _____ Qty: _____



Hooded Sweatshirt

Gildan Adult Full-Zip Hooded Sweatshirt, embroidered logo on front

Colors: Medium Smoke, Cobalt

Price: \$32 (S-XL) \$36 (2X)

Color(s): _____ Size: _____ Qty: _____



Denim Button Down Shirt

Sierra Pacific, Short or Long Sleeve

Color: Aqua

Price:
Short Sleeve: \$33 (S-XL) \$36 (2X-3X)
Long Sleeve: \$36 (S-XL) \$39 (2X-3X)

Short or Long Sleeve: _____ Size: _____ Qty: _____



Crew Neck Sweatshirt

Gildan Adult Crewneck Sweatshirt, Screen print with small logo on front & large logo on back

Color: Smoke
Price: \$29 (S-XL) \$33 (2X)

Size: _____ Qty: _____



Un-Structured

Embroidered Caps

Colors (Un-Structured):

Smoke, Dark Smoke, Aqua, Cobalt, Lt Brown Amber, 7 Up Green, Olive Green, Yellow, Gold Amber, Flashed Amber, Pink, Oxblood

Colors (Structured with Mesh):

Khaki-Brown, Royal-White, Kelly-White, Red-White, Heather-Gray-Black, Royal, Cardinal, Gray-Charcoal-Black, White-Royal, Khaki-White




Structured with Mesh

Price: \$15.00 **Cap Type:** _____ **Color(s):** _____ **Qty:** _____

1 Insulator Caliper

Measures up to 7"
Plastic will not scratch insulators
Long outside & short inside jaws
Price: \$18 **Qty:** _____



2 20 oz. Copper-Lined Stainless Steel Tumbler *On Sale!*

Yeti-like Stainless tumbler keeps drinks cold or hot for hours!
One color imprint (blue)
Price: \$25 ~~\$20~~ **Qty:** _____



3 16 oz. Travel Tumbler *On Sale!*

4 color imprint
Price: \$14 ~~\$10~~ **Qty:** _____

4 NIA Collector's Patch

2 3/4" x 3 3/4" embroidered patch
Price: \$4 **Qty:** _____

5 NIA Window Decal (Color)

For outside car window - 4 1/4 x 5 3/4
Price: \$7 **Qty:** _____

6 NIA Window Decal (White)

For outside car window - 5 1/2 x 6 3/4
Price: \$10 **Qty:** _____

7 NIA Challenge Coin

2019; 50 Years of Meets & Shows; 2 sided
Price: \$10 **Qty:** _____

8 NIA Hat/Lapel Pin

Price: \$7 **Qty:** _____

9 NIA Name Badge Engraved; beveled edges; Magnetic back **Price:** \$12

Name Badge Engraving Information:
Name _____ NIA# _____ City _____ State _____
Name _____ NIA# _____ City _____ State _____
Name _____ NIA# _____ City _____ State _____

10 Badge Bar NIA or Club position, Club Bars, Show Bars, Awards or Custom Bars **Price:** \$4

Badge Bar Engraving Information: Custom Badge Bar:
Club Bar _____ Qty: _____ Line 1 _____
Show Bar _____ Year _____ Line 2 _____



Tote Bags
Sturdy with white screen print NIA logo - Dimensions: 12 1/2" W x 13 1/2" H x 8 1/2" D; 14" handles
Colors: Sapphire, Light Brown Amber, Cobalt, Oxblood, Black
Price: \$8
Color(s): _____ Qty: _____

Insulator Collectors Hobby Directory - 2020 Hobby wide directory to locate other collectors in your area or around the world **Price:** \$ 9 (shipping included) **Qty:** _____

Contiguous U.S. Postage Rates:

- \$8.00 for the first item of clothing, hat, tumbler, tote or caliper & \$3.50 for each additional item in same group.
- Patches & Badge Bars \$0.75 ea.
- Decals, Name Badges, Hat Pins, Challenge Coins..... \$3.75 ea.
- If patches, badge bars, decals, name badges, hat pins & challenge coins are ordered with clothing, there is no additional postage for these items.
- For postage outside the Contiguous U.S., please contact us for a quote.

Subtotal: \$ _____
U.S. Postage: \$ _____
Total Enclosed: \$ _____

Please make check or money order payable in U.S. funds to the National Insulator Association.

Name: _____
Address: _____
City: _____ State: _____ Zip: _____
Phone: _____
Email: _____

Please send detached, completed form and payment to:
Margaret Wagner, 14615 Skyview Ave., Smithville, MO 64089
(816) 719-0802 • niaproducts@nia.org



NIA Donation Form

Name: _____ Date: _____
 Address: _____ Phone: _____
 City: _____ State: _____ Zip: _____
 Email Address: _____

Sponsorship Program: Sponsor an Insulator Manufacturer at the levels in the chart below or pick your favorite Insulator Manufacturer or favorite Embossing. Sponsorships on the chart are unlimited, unless someone chooses to double the donation amount and that will make it "Exclusive" for that calendar year. All Individual Manufacturers or Embossing's are "Exclusive" for the calendar year received and can be chosen for a donation of \$100.00. If you pick a Manufacture or Embossing that has previously been sponsored, you will be notified to choose another.

Donation Amount	Manufacturer for Each Level (circle choice)			Your Donation
	Glass	Porcelain	Threadless	
\$ 50.00	McLaughlin	Lapp	McMicking	\$ _____
\$100.00	California	Pittsburgh	Lefferts	\$ _____
\$150.00	Dominion	Ohio Brass	Mulford & Biddle	\$ _____
\$200.00	Brookfield	Thomas	Chester	\$ _____
\$250.00	Hemingray	Fred Locke	Tillotson	\$ _____

Your preferred Manufacture or Embossing: _____ \$100.00 donation

Standard Donation Program: If you would prefer to make a gift or donation for the general fund or directed to a specific area, you can do so at the level of your choice.

Amount of Donation		Donation Level	Donation Area (circle one)
\$ 0.00 -	\$ 49.99	Aqua	Scholarship Fund
\$ 50.00 -	\$ 99.99	Green	
\$ 100.00 -	\$ 249.99	Emerald	Educational Development
\$ 250.00 -	\$ 499.99	Carnival	
\$ 500.00 -	\$ 999.99	Amber	National & Regional Shows
\$ 1,000.00 -	\$ 2,499.99	Peacock	
\$ 2,500.00 -	\$ 4,999.99	Purple	Internet Technology
\$ 5,000.00 -	\$ 9,999.99	Cobalt	
\$ 10,000.00+		Hobby Benefactor	General Fund

Other Donation area: _____ Amount \$ _____

Amount Enclosed: _____ **Signature:** _____ **Date:** _____

Additional Information: _____ **If it is OK to list you as a donor, check here:**

All donors will be listed on the NIA website and any donors of \$50.00 or more will be listed in Drip Points

To say "Thank You" for your support, donors can receive the following: Choose or Decline

Donations of \$100+ can choose an NIA hat Color: _____
 \$150+ can choose an NIA hat or NIA T-shirt Color/Size: _____
 \$200+ can choose an NIA hat & NIA T-shirt Color/Size: _____
 \$250+ can choose an NIA Button Down or Denim shirt Color/Size: _____

Please mail form and payment (payable to NIA) to: NIA Treasurer, Bill Rohde, P.O. Box 28, Colusa, CA 95932

For additional information regarding gifts to the National Insulator Association, Inc., please contact the NIA Development Committee, E-mail address: donations@nia.org. Your gift is deductible, to the fullest extent of the law. The National Insulator Association. www.nia.org is a 501©3 non-profit organization.





DONATE TO THE NIA

A REQUEST FROM THE NIA DEVELOPMENT COMMITTEE

Thank you for your support of the NIA!

Dear Fellow Collector,

The NIA is a 501(c)3 nonprofit organization and as such, gifts may be tax deductible. Gifts of support will help the Association improve existing benefits and services as well as create new benefits and services for members and those collectors who are yet to become members. Your gift will allow the NIA to continue its mission to encourage growth and public awareness of the insulator hobby through collecting, dealing and educational endeavors.

SPONSORSHIP PROGRAM: You can sponsor an Insulator Manufacturer or your favorite Embossing by donating at different levels. Sponsorships are for each calendar year. See the donation form for more information.

The NIA has identified four areas where donations will help create and enhance programs directed to that mission.

SCHOLARSHIP FUND: Currently the NIA can grant up to two scholarships totaling \$2,000.00 each year. Additional funding would give additional funds for future years; scholarship grants could be increased; or additional scholarships could be granted each year.

EDUCATIONAL RESOURCE DEVELOPMENT: There are projects that have been suggested but haven't been implemented for lack of funding such as the production of classroom video presentations, NIA traveling displays for use by learning facilities such as libraries, schools, museums and a Speakers Bureau. These are just a few of the new ideas for greater community awareness of our hobby.

NATIONAL & REGIONAL SHOW SUPPORT: The NIA has assumed a financial supportive role intended to assist National Show Hosts/Organizers in reducing their financial risk. With your donations the NIA could possibly increase advertising and promotional reimbursements, possibly provide all awards at National/Regional Shows and possibly provide financial assistance for Regional Shows.

INTERNET TECHNOLOGY: The desire for instant communication and information retrieval is with us and cannot be denied. For the association and the hobby to continue to grow it must have a strong presence on the Internet and social media. Donations in this area can help redesign the NIA web site, create videos for posting on social media, develop and present "live" shows including interviews, auctions and sales.

Please indicate on the remittance form the area that you would like your donation to be applied. If you choose to donate to more than one area, please indicate the dollar amount for each area. Each donation of \$10.00 or more will receive an acknowledgment and thank you letter from the NIA President. Every donor will be listed on the NIA website and any donors of \$50.00 or more will be listed in Drip Points. At certain levels, you may also choose a "Thank You" gift from the NIA. See the remittance form.

Please submit the completed remittance form along with payment (payable to the NIA) to: NIA Treasurer, Bill Rohde, P.O. Box 28, Colusa, CA 95932.

Your assistance in helping to sustain and grow the hobby is greatly appreciated. **Thank you!**

NIA Development Committee

Bill Rohde, Chairman & Treasurer

Bill Snell, Member at Large

Tom Katonak, Western Region

John Weber, Central Region

Dario DiMare, Eastern Region

NIA Board of Directors

President

Darryl Wagner – NIA #8671
14615 NW Skyview Ave.
Smithville, MO 64089
president@nia.org

First Past President

Steve Roberts – NIA #7935
2404 Mansker Dr.
Madison, TN 37115
Istpastpres@nia.org

Western Region VP

Roger Ziesak – NIA #8919
8865 Grouse Dr.
Missoula, MT 59808
westernvp@nia.org

Central Region VP

Chris Hedges – NIA #15
621 W. 61st St.
Kansas City, MO 64113
centralvp@nia.org

Eastern Region VP

Gus Stafford – NIA #8871
816 Flintlock Ridge Rd.
Mechanicsburg, PA 17055
easternvp@nia.org

Information Director

Christian Willis – NIA #5185
P.O. Box 2797
Parker, CO 80134
information@nia.org

Membership Director

Andrew Gibson – NIA #2422
5997 Springwater Rd.
Dansville, NY 14437-9772
membership@nia.org

Secretary

Carolyn Berry – NIA #4336
1010 Wren Ct.
Round Rock, TX 78681
secretary@nia.org

Treasurer

Bill Rohde – NIA #1219
P.O. Box 28
Colusa, CA 95932
treasurer@nia.org

NIA Advisors & Committee Chairs

Authentication & Classification Advisor

Paul Greaves – NIA #2685
8830 Benton Acre Rd.
Granite Bay, CA 95746
authentication@nia.org

Awards & Recognition Chair

Ken Willick – NIA #3709
7349 Seneca Ave.
Lima, NY 14485
awards@nia.org

Ethics Advisor

Daryl Stahler – NIA #8843
4622 N. Paseo Pitiquito
Tucson, AZ 85750
ethics@nia.org

Historian

Rick Soller – NIA #2958
4086 Blackstone Ave.
Gurnee, IL 60031
historian@nia.org

Commemorative Coordinator

Margaret Wagner – NIA #8711
14615 Skyview Ave.
Smithville, MO 64089
commemorative@nia.org

Research & Education Advisor

Lee Brewer – NIA #6695
344 S. Main St.
Bellefontaine, OH 43311
education@nia.org

Development Committee Chair

Bill Rohde – NIA #1219
P.O. Box 28
Colusa, CA 95932
donations@nia.org

Product Manager

Margaret Wagner – NIA #8711
14615 NW Skyview Ave.
Smithville, MO 64089
niaproducts@nia.org

Rules & Procedures Advisor

Don Briel – NIA #7218
P.O. Box 188
Providence, UT 84332
procedures@nia.org

Scholarship Committee Chair

Tammy Brewer – NIA #6696
344 S. Main St.
Bellefontaine, OH 43311
scholarship@nia.org

Webmaster, Technology Committee Chair

Bob Berry – NIA #1203
1010 Wren Ct.
Round Rock, TX 78681
webmaster@nia.org

Events Committee Chair

Gene Hawkins – NIA #421
3847 N. Prairie St.
Warsaw, IN 46582
show@nia.org

Special Projects Advisor

Michelle Armand – NIA #9757
491 Scarey Woods Rd.
Plaucheville, LA 71362
projects@nia.org

Finance Committee Chair

Bill Snell – NIA #2624
11427 E. Scarritt Ave.
Sugar Creek, MO 64054
finance@nia.org

Directory Committee Chair

Nathan Holmes – NIA #4002
6570 Pawnee Cir.
Colorado Springs, CO 80920
directory@nia.org

Drip Points Editorial Staff

Drip Points Managing Editor

Christian Willis – NIA #5185
P.O. Box 2797
Parker, CO 80134
drippoints@nia.org

Promotions/Ad Manager,

Drip Points Assistant Editor

Doug Rusher – NIA #1773
3370 Chance Ct.
Helena, MT 59602
(406) 461-7341
admanager@nia.org

Drip Points Assistant Editor

Mike Green – NIA #3175
2513 S. Balsam St.
Lakewood, CO 80227
assistanteditor@nia.org



Bill and Jill Insulators

*Thanks for helping make
Auction 153 a great success!*

Watch for Auction 154!

Now accepting consignments!



What will be in Auction 154?

www.billandjillinsulators.com

auctions@billandjillinsulators.com

Bill and Jill Meier • 103 Canterbury Ct
Carlisle, MA 01741 • 781-999-3048



National Insulator Association
 10801 N. 24th Ave. Ste. 103
 Phoenix, AZ 85029-4712



DARIO DIMARE

FREE APPRAISALS

DARIO@DARIODESIGNS.COM

COLLECTING INSULATORS SINCE 1967!

WILL BUY ONE PIECE OR AN ENTIRE COLLECTION

318 MAIN STREET, NORTHBOROUGH, MA 01532

DARIO DIMARE

CONSIGNMENTS ACCEPTED

617-306-2420