



DRIP POINTS

MAGAZINE FOR INSULATOR COLLECTORS

FEBRUARY 2020 • VOL. 48, No. 1




WANTED

TO BUY:

SINGLES or COLLECTIONS

GLASS or PORCELAIN



Also wanting any Power Company signs.

Lineman Tools, Birdhouse Fuse Boxes, Early Line Construction Tools, Shotgun Sticks, Scab Sticks, Early Transformers, Early Power Switches, Early Cutouts, Any Items you think I might be interested in.

PLEASE CONTACT ME.

Jason Townsend
jtins76@gmail.com
Cell (630) 667-3357
720 N. Dekalb Street
Sandwich, IL 60548

WANTED

THREADED OR THREADLESS

BRIAN RIECKER

620-779-1741



TOP CASH PAID

Custom Backlit Cabinets

*TAKING ORDERS FOR FALL 2020
3'X2' TO 6'X14' \$65.00 TO \$130.00 /SF
100'S OF HAPPY CUSTOMERS IN 14 YEARS!*

BRIAN RIECKER

620-779-1741

BRIAN@DOMEGLASS.COM

In This Issue *of* DRIP POINTS

🏠 NIA Board & Committee Articles *🏠*

President	Steve Roberts.....	5
Information Director & Drip Points Managing Editor	Christian Willis.....	5
2020 NIA National Show Update	Don Briel	6
Commemorative Coordinator	Margaret Wagner.....	8
Eastern Region VP: Watthour Meters	Gus Stafford.....	9-11
Historian.....	Rick Soller.....	15
Promotions and Ad Manager.....	Doug Rusher	29
Central Region VP & Development Committee Chair	Darryl Wagner	55

🏠 Features & Articles *🏠*

Carnival Glass Books	by Rick Soller	12-15
In Memoriam: Jim Fielding.....	by Bob Berry	16-17
Insulators In Use Photo Contest Submissions.....	by Doug Rusher	26-28
Hanging Out In Telluride.....	by Mike Green.....	30-35
The Granite Creek Line.....	by Doug Rusher	36-43
NIA Election Biographies.....		44-45
2020 NIA National Show Information		46-47
Upcoming Shows & Events		49-51

🏠 Show Reports *🏠*

LSIC Christmas Swap.....	by Bob Berry	18-19
Dixie Jewels Swap Meet	by Mike Herron	20-21
NWIC River Falls Show.....	by Karen Yennie.....	22-23
Garland Insulator Show.....	by Bob Berry	24
WRIC 9th Annual Oktoberfest.....	by Rick Baldwin.....	25

🏠 NIA Information & Forms *🏠*


Drip Points Magazine Ad Rates and Specifications	53
NIA Donors & Sponsors.....	55
NIA Affiliated Clubs.....	56
NIA Membership Application & Renewal Form	57
NIA Merchandise	58-59
Make a Donation to the NIA	60-61
NIA Contact Information	62

🏠 About the Cover *🏠*



Cover photo submitted by Mike Green. Featuring a CD 162 SKEB (Skirt Embossed Brookfield) on a side pin, and a pair of white porcelain break knob spools attached to a gnarled, old tree. Read more about Mike and Lori's adventures in Telluride, CO on page 30.

Would you like to have your photo or artwork featured on the cover of Drip Points Magazine? Contact the Editor at drippoints@nia.org.



Established in 1973, the National Insulator Association is a 501(c)(3) charitable nonprofit organization. Visit us on the web at www.nia.org.

About Drip Points Magazine

Drip Points Magazine is published bi-monthly to all active members of the National Insulator Association. Printed back issues (2018 or newer) are available for \$5 (limited quantity). To order a back issue or submit content, please contact:

Christian Willis, Managing Editor
drippoints@nia.org
 (949) 338-1404
 P.O. Box 2797
 Parker, CO 80134

Publishing Schedule

Issue	#	Deadline	Mailing
February	1	Jan. 10	Feb. 1
April	2	Mar. 10	Apr. 1
June	3	May 10	Jun. 1
August	4	Jul. 10	Aug. 1
October	5	Sep. 10	Oct. 1
December	6	Nov. 10	Dec. 1

What's in a Name?

"Drip Points" is named after the feature seen on many insulators produced from the 1890s through the 1950s. Drip points are the bumpy protrusions around the base of an insulator. Their purpose was to help draw water off of the insulator.

Copyright © 2020 National Insulator Association. All rights reserved. No part of this publication may be reproduced, stored, transmitted, or disseminated in any form or by any means without prior written permission from the National Insulator Association. Magazine designed by Christian Willis.



NIA PRESIDENT

STEVE ROBERTS * NIA #7935



Greetings Fellow NIA Members,

Happy New Year to each of you! I hope 2020 is great year of collecting for you. It seems like it was only a few days ago that I was writing an article for the Winter edition of Drip Points. The reason it seems so recent is related to the frequency that Drip Points is being published. Supported by a generous donation from Tommy Bolack, Drip Points has become a bi-monthly publication.

Our Information Director/Drip Points Editor, Christian Willis, has done a spectacular job publishing our magazine; however, by increasing the publication frequency he clearly needs assistance. As most of you know, Doug Rusher, our Ad Manager/Assistant Editor, has been helping Christian for the past year. But more help was needed. As a result, Mike Green has stepped forward and has agreed to be an Assistant Editor. With the addition of Mike, we have adequate support to successfully publish six issues of Drip Points a year. The Drip Points editorial staff is excited about the future for Drip Points and we are appreciative for their willingness to produce a top-notch publication. When you get a chance please be sure to thank Christian, Doug, Mike and Tommy for their contribution to produce Drip Points.

Spring is not far away so insulator events are starting to gear up. By the time you receive this publication there will have been at least three shows in January (Maitland, Florida, Strongsville, Ohio and Crown Point, Indiana) and two shows in February (Yuma, Arizona and Milton, Georgia). Additionally, there are many shows scheduled for the remainder of the year. Why have I mentioned this? Because there are a couple of points I want to make. First, look in the latter portion of this magazine and review the "Upcoming Events". Second, you will probably find several shows/events that are occurring near you, select at least one. Finally, make an effort to attend the event/show that

you selected. Going to a show is the best way to network with other collectors, learn from mentors and find more glass and porcelain in an hour than you could find in a week by any other means.

Speaking of shows... Don't forget that the 2020 NIA National Show is in Logan, Utah, June 12-14. Your Show Hosts are Don and Jeanne Briel, and Arnold and Linda Smith. They are planning a great show that you should make every effort to attend. This will be the first time that a National has been hosted in Utah, so there are many new things for you to see and do while you are in the area. They have an informative ad in this magazine. All of their contact information is in the ad. If you have any questions, I'm sure they would be delighted to hear from you. If you haven't already made the decision to attend, let me encourage to do so. June will be here before you know it! I hope to see many of you at the Show.

Finally, there are three NIA Board positions that are up for election this spring. They are the President, Secretary and Western Region VP. All primary NIA members may vote for the President and Secretary candidates. However, only Western Region primary members are permitted to vote for the Western Region VP candidates. Fortunately, we have candidates who have volunteered to run for these positions. My request to you is that you exercise your right and cast your vote. Through your involvement and support the NIA continues to grow and remain vibrant! ▲

Best Regards,

Steve Roberts



NIA INFORMATION DIRECTOR & DRIP POINTS MANAGING EDITOR

CHRISTIAN WILLIS * NIA #5185

Welcome to the first ever February issue of Drip Points Magazine! As we move to 6 issues per year, I want to thank everyone for their support, including: the NIA Board of Directors, Promotions & Ad Manager Doug Rusher, Assistant Editor Mike Green, Central Region VP & Development Committee Chair Darryl Wagner, and last but certainly not least, Tommy Bolack for his very generous donation. This simply wouldn't be possible without you. Thank you!

We have another full issue in store for you, filled with several great articles, show reports and other submissions from our members. We actually had so much content submitted to us last year that we ran out of room in the Winter 2019 issue! To those who submitted content, thank you for your patience. Depending on how much content we

receive we may have to move it to a future issue, but rest assured your content will be published. If you've been sitting on the fence about submitting something to Drip Points, now is the perfect opportunity!

To help with that, we've set up a common email address you can send your content to: drippoints@nia.org. We also now have a Dropbox upload folder for your submissions. So if you have a lot of files to send, such as high resolution photos, it's a lot easier than having to break them out into several emails. Just let me know and I'll be happy to send you the link. Thanks again, and I look forward to another great year of collaboration with you all! ▲

Christian Willis



2020 NIA NATIONAL SHOW UPDATE

BY SHOW HOST DON BRIEL * NIA #7218

51st National Show — Logan, Utah June 12-14, 2020

The 51st NIA National Show and Convention is just around the corner now. This is the 1st National to be held in the beautiful state of Utah. Preparations are well under way and reservations are coming in. The show hall in the newly constructed Cache County Fairgrounds Event Center is spacious (20,000 sq. ft.), well lit (skylights plus LED), air conditioned, free Wi-Fi, and has easy access. There's room for 156 sales tables, 40 exhibit tables, and wide aisles. The banquet will be held in the Riverwoods Conference Center with the meal provided by one of the best restaurants in the valley. Our host hotel, a Marriott Springhill Suites, is relatively new and has excellent accommodations at reasonable rates for show attendees and includes free parking, free breakfast, and free Wi-Fi. Rooms are filling up fast. Visit: <https://www.marriott.com/event-reservations/reservation-link.mi?id=1562030125853&key=GRP&app=resvlink> or call Hailey at (435) 750-5180 for the discounted room rate. The discount rate applies before and after the show dates for those that would like to spend more time in the valley.

We are adding an Art Contest as part of the show. We invite collectors of all ages to enter their original insulator related art or craft project. There will be awards in various age categories. While there isn't a formal signup for entry prior to the show, please let us know if you plan to have an entry so we can arrange sufficient space.

There will be complimentary donuts, coffee, and other drinks in the show hall each morning thanks to a very generous sponsor that is covering the cost.

Dealer and exhibitor reservations are steadily showing up now. As of the 1st of January nearly 40% of the sales tables are reserved and about 40% of the exhibit tables are reserved. It appears we will have some amazing displays in addition to the community "Beehive" display. Please contact Mike Green, n2glass@centurylink.net or (303) 549-5028, if you have a special "Beehive" to display.

Our show advertising is well underway and will include ads going out to antique stores, shows, and collectors throughout Utah and Southern Idaho. We are expecting a large turnout of walk-in attendees. Some amazing insulators showed up at our small swap meet a couple of years back.

There are still openings for the optional bus tour to the Golden Spike National Monument and other stops on Wednesday, June 10th. Visit http://www.nia.org/shows/2020_national/index.htm for full details.

There are also still openings for the optional Thursday bus tour to Salt Lake City. Again, full details can be found at http://www.nia.org/shows/2020_national/index.htm

In addition to the show itself and the pre-show bus excursions, there are numerous things to see and do in and around the beautiful valley.

If you have the time, plan an extended stay.

For more complete information, dealer packet, signup sheets, and links to various sites of interest visit: http://www.nia.org/shows/2020_national/index.htm or contact your show hosts:

Don or Jeanne Briel
P. O. Box 188
Providence, UT 84332
(435) 753-5786
Don.Briel@comcast.net

Arnold or Linda Smith
796 North 700 East
Morgan, UT 84050
(801) 750-5180
smithlrh@hotmail.com

We are still looking for donations for the silent auction to help defray some of the show expenses. Donations are to the NIA, a 501c3 organization, usually makes donations tax deductible. If you plan to bring donations to the show please let us know in advance. If shipping them, please send donations to the show hosts or to:

Shauna Smith (*Silent auction coordinator*)
1110 Mahogany Ridge Rd.
Morgan, UT 84050
(801) 372-7866
nonna21@hotmail.com

REMEMBER: Dealers, Exhibitors, Helpers, and Friday attendees must be current NIA members. If you are not a current NIA member, re-newing your NIA membership at least a month ahead of the show will avoid a wait at the front table. While only current NIA members are allowed in the show hall and at the Membership meeting on Friday, non-members will be allowed into the seminars after the Membership meeting. ▲

Don Briel

A Very Important Update for Dealers

The printed show packets stated:

"Dealers are required to obtain a Utah State Special Event Sales Tax license and pay the appropriate tax on their sales. Information may be found at: <https://tax.utah.gov/sales/specialevents>. Dealers may arrange for their license in advance. Forms and information will also be available at the show."

That is incorrect and the actual process is much simpler.

Dealers will be provided a simple form in their dealer packet that can be filled out and turned into a show host or mailed directly to the State of Utah. There is NOT a need to apply for a Special Event sales tax license by individuals.




WANTED



My Goal is to form a complete collection of CD styles by June of 2020
IF YOU ARE SELLING, PLEASE GIVE ME THE CHANCE TO TOP YOUR HIGHEST OFFER!


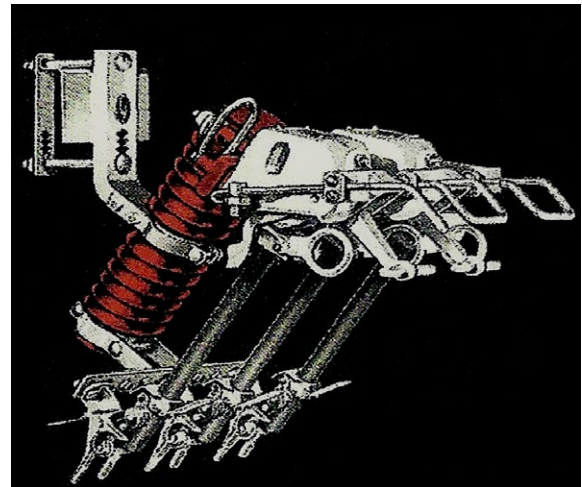
The insulators I need are listed by their CD number in the following columns. Numbers in regular typeface are North American CD's Numbers in **Red** are Foreign CD's

I am currently building displays in my museum and am looking for oddball:



North American	Foreign	Threadless	Odds & Ends	
10	334	553	700.4	1025
12	343	563.2	701.5	1034
25	343.5	567.5	723.5	1035
28	350.3	570	724.5	1040
28.5	365	571.7	728.5	1045
29.5	370.3	583	732.4	1052.5
30	374	586.5	736.3	1063
30.5	377.4	591	738.5	1066.5
33	377.7	592	740.4	1076
45	378.1	595	784	1100
61	378.4	607		1102.3
109.7	379.3	607.5		1102.5
136.5	380.1	610.2		1103
139.8	404	613		1126
148	404.2	625.5		1127
181.5	404.5	653.5		1144
192.1	405.5	656.8		1159
234.5	414	669.5		1160.7
244.5	445.4	669.8		1161
245-cup	451.5	687.1		1165
303.5	451.6	692		1180
313	480			1182
313.1	533			
	537.4			

- Electric Primary Fuse Cutouts (3kv to 69kv)
- Fuse Links (high Voltage)
- Mechanical Clamps (aluminum, brass) for wire & cable
- Electric Secondary Fuse Cutouts (L.M type P.S.D.)
- Mechanical Re-closing Cutouts (L.M. type R.L.O, etc)
- James R. Kearney Catalogs & Equipment



FOR CASH CONTACT:

Tommy Bolack
3901 Bloomfield Hwy.
Farmington, NM 87401
(505) 325-7873

Urgently Wanted:
CD1053 D-519 Spools





COMMEMORATIVE COORDINATOR

MARGARET WAGNER * NIA #8711

THE NATIONAL INSULATOR ASSOCIATION GLASS COMMEMORATIVE
" 50 years of continuous production "

50th NATIONAL CONVENTION * 2019 Orlando, Florida
" 50th Gold "

Honey Amber with Carnival



Regular - \$40.00 each / ppd
(\$35 for each additional when shipped with the first)

Solid pour - ~~\$50.00 each / ppd~~ **SOLD OUT!**

Note: Solid pours are not plunged. They vary in size and can be crude. They may lean or have flaws. They have no base markings. Each will be unique in color variation.

Embossed on the base of the commemorative:

Embossed on the dome of the commemorative:



History of the National Show Commemoratives: "Collecting Our History"

Being an enthusiastic insulator collector, Frank Miller of Tulsa, Oklahoma went home from the *First National Insulator Meet* (that's what the "National" show was referred to in 1970) held in New Castle, Indiana with an idea that collectors should have something by which they could remember the national meets. After months of struggling, he managed to have an insulator mold made. Frank said it was often referred to as "Frank's Last Folly" since he retired from teaching shortly thereafter. He also said it was worth the struggle. The commemorative insulator he designed replicated the early threadless "pilgrim hat" (CD 736) and is almost 4 inches high and is 3 1/4 inches across at the base. Since 1970, the glass commemorative has marked the national show event with new embossing for the location and a new color of glass. In 1979, the project continued on by John & Carol McDougald of Sedona, AZ. John and Carol produced the yearly commemoratives through 2009 at which time they donated the production to the National Insulator Association starting with the 2010 commemorative. Any profits made from the NIA Commemoratives go directly to benefit the National Insulator Association, a 501(c)3.

Please remit order and payment to: Margaret Wagner
14615 Skyview Ave.
Smithville, MO 64089

Please make checks payable to: NIA

Phone orders: (816) 719-0801

Email orders: commemorative@nia.org

Website link: <http://nia.org/products/commemorative/index.htm>

(for PAYPAL - credit card option follow link from website)

If you have questions, or live outside the continental USA, please contact me by phone or email.





EASTERN REGION VP

GUS STAFFORD * NIA #8871

Happy New Year! With the New Year, comes a new topic. I had a request from an East Coast collector to do an article on an insulator go-with – the Watt Hour Meter. I don't have one in my collection, and honestly know very little about them. I contacted several collectors through ICON, and all of them directed me to an amazing web site: www.watthourmeters.com. I cannot begin to summarize all of the information available on this web site, so let me simply provide some timeline information (directly from the website) and ties to the larger insulator collecting hobby.

Let's start at the beginning. The first real need for electric meters came from the use of arc lighting. Many of you had the opportunity to learn about arc lighting from Mike Spadafora at last year's Western Regional.

Samuel Gardiner's Lamp Hour Meter (1872) was one of the earliest meters and the first known model to be patented. The internal workings were nothing more than a clock that was started and stopped by an electromagnet that was connected in series with the load. The meter became obsolete with the introduction of Thomas Edison's light bulb which subdivided light circuits

J.B. Fuller patented the first known alternating current Lamp-Hour Meter in 1878. This meter had a clock that only measured the amount of time that energy was provided to the circuit. This type of meter became obsolete as customers added electrical appliances that could be turned on and off creating additional demand.




SOURCE: ICON, MIKE GREEN



SOURCE: ICON, IAN MACKAY

The Thomson-Houston Electric Company (T-H E Co) accelerated this change when after its founding in 1883, they began producing devices that could be independently turned off. The company also ventured into the insulator business, outsourcing their insulator production to several major manufacturers (Brookfield, American, Oakman, etc.).

The Thomson Walking Beam Meter (1889) had a heating element in the circuit that warmed the alcohol in one bottle, causing evaporation and condensation in a second bottle, causing the second bottle to lower to the heating element and repeat the process in a constant rocking motion. The mechanism was so complex and delicate that it proved to be of little commercial value.




SOURCE: WATTHOURMETERS.COM

WATTHOUR METERS


(CONTINUED)

Some of you may have seen “The Current War” last year. This movie covered the battle between Thomas Edison and George Westinghouse over direct (DC) versus alternating current (AC). The 1893 World’s Fair lighting by Westinghouse and Nicola Tesla’s induction motor settled the battle, with AC becoming the standard. Development of AC metering solutions moved forward in earnest.

The Fort Wayne Electric Company (Ft W E Co) incorporated in 1881. They outsourced insulator production and had insulators made bearing the “Ft W E Co” embossing. In 1888 Thomas-Houston purchased a controlling interest in Fort Wayne and in 1890 100 Thomson-Houston electric employees (including Thomas Duncan) moved to Fort Wayne to work on a new arc-lighting system. In 1892 Thomas Duncan developed the first induction watt-hour meter at Fort Wayne that used a single disk for both the driving and braking element.



Several inventors worked to develop a new meter to address the rapid growth of AC electrical systems. Oliver B. Schallenberger is credited with making the first commercial induction hour meter – a small induction motor with the voltage and current coils 90 degrees out of phase with each other. The initial commercial model was the heaviest ever offered at a whopping 41 pounds, and was twice as expensive as comparable meters in its time.



(TOP) SOURCE: WIKIPEDIA
(LEFT) SOURCE: FLICKR, MATT WELDON
(ABOVE) SOURCE: HISTORICPITTSBURGH.ORG

WATTHOUR METERS

(CONTINUED)

Oliver B. Schallenberger was an engineer working for Westinghouse, a company known for both glass and porcelain insulators bearing its trademark and name.

Induction meters had two electric coils, a conducting disc (usually aluminum), and a breaking magnet. The magnetic field from the first coil generated eddy currents on the disk, which interacted with the magnetic field from the second field causing motion. The disk would accelerate without bound except for the eddy currents caused by motion through a fixed magnetic field that slowed the disk. Each revolution of the disc measures a constant amount of energy.

By 1897, Schallenberger's meter is redesigned into a smaller, lighter 12 pound meter (the "round meter"). Duncan also develops a parallel watthour meter for Fort Wayne Electric Company before General Electric buys them out completely. Duncan left Fort Wayne, and established Duncan Electric Manufacturing Company, which was the source of many collectible meters in collections today. Chris Hedges has one such meter in his collection. During the most recent Kansas City National, Chris explained that it's difficult (if not impossible) to find these meters with a hand on the 10ths of watts face, as they were removed at the factory. It seems this hand spun so fast that it intimidated customers!



SOURCE: CHRIS HEDGES



SOURCE: ICON, JAMES DOTY

From 1899-1902 Westinghouse, Duncan and Sangamo Electric all produce meters. In 1902 Westinghouse sued Sangamo and Duncan over infringement of the Tesla Patents, forcing them out of the induction meter business until 1910. Sangamo would return in 1910, and continue making meters through 1975.

While there are many more nuances and changes over time (see [watthourmeters.com](#)), by 2000 all new meters in the United States are electronic. Again, this is merely an attempt to scratch the surface of watthour meters, and intended to peak your curiosity to seek out more information for this insulator hobby go-with.

Finally, a plug for the third (after Strongsville, Ohio and Maitland, Florida both on January 18) East Coast insulator show of 2020: we will once again host the 32nd Annual Chesapeake Bay Insulator Club Show in New Oxford, PA on Saturday, March 7th. Show goes from 9 am to 3 pm. The show is at the United Hook and Ladder Company #33, 21 N Bolton Street, New Oxford, PA. Hope to see you there! 🍷

Watthour Meters
Dedicated to the history of the watthour meter in North America
Click on a meter for more information

Duncan	Fort Wayne	General Electric	Sangamo	Westinghouse	Others	Modern models

This website was established as a reference to the various electromechanical and early electronic meters manufactured in North America. For a list of current meter manufacturers and resellers visit our [links page](#). If you have general questions about meters, or are a fellow meter collector, I encourage you to stop by the meter forum.

An overall historical timeline of meters in the USA can be seen [here](#). For more information view our [History of Electric Metering](#) presentation.

If you'd like to talk about meters or have a question, there is now a [forum](#).

Want to learn more about metering in general? Click [here](#).

For products and services related to meter testing, please visit [TESCO - The Eastern Specialty Company](#)

Site Powered By

SOURCE: WATTHOURMETERS.COM

CARNIVAL GLASS BOOKS

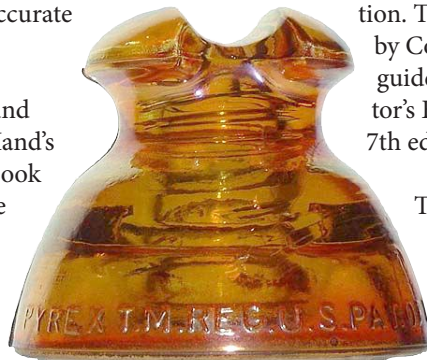
BY RICK SOLLER * NIA #2958

There are a few insulators that have cross-over appeal and carnival glass is one of those. As a result, prices for carnival glass insulators can be found in both insulator price guides as well as carnival glass price guides. How well do the prices match? How accurate is the information about them?


Several carnival glass price guides were recently found to help answer this question. The first is Sherman Hand's Carnival Price Guide. Research on the Advanced Book Exchange (ABEbooks.com) revealed that there were nine editions published from about 1967 to 1981. The second is Marion T. Hartung's Carnival Glass Price Guide. The third is Bill Edward's & Mike Carwile's Standard Encyclopedia of Carnival Glass Price Guide. The same research uncovered 15 editions published from about 1988 to 2006.

Fourth is Rose M. Presznick's Carnival and Iridescent Glass with Price Guide. Further research uncovered additional glass price guides although the selected edition did not list insulators. Those books that did not list insulators include the Collector's Illustrated Price Guide: Carnival Glass with Current Values (1977), The Carnival Glass Collector's Price Guide by Klamkin (1980), Collecting Carnival Glass by Quintin-Baxendale (1998), The Official Price Guide to Carnival Glass (2nd ed.) edited by Charles & Donna Jordan (1986) and Warman's Glass edited by Schroy (2002). Future research might include general antique price guides like those published by Kovels.

The carnival glass price guides have limitations. First, they seem to price only two consolidated designs (CD), the CD 235 and the CD 320. This was discovered by identifying pictures of the insulators in Hand's (1978) Encyclopedia. None of the price guides had pictures or drawings. Second, carnival glass price guides only price Corning insulators by name. No direct mention is made of Hemingray carnival insulators although the guides include a listing for both Corning and a separate generic insulator. Third, the source of information for the price guides varies. Hand (1979) indicates that prices came from "homes, shows, shops, lists and auctions...cross-checked from one section of the country to the other and taken an average of all prices" (p. 3). Edwards and Carwile (2000) state that prices are based on "auction sales, shop taggings, and private sales" (p. 3). Fourth, neither Hand nor Edwards & Carwile make mention of the condition of the insulator so it is assumed they are referring to mint examples while recent insulator price guides which refer to very near mint examples. Early Millholland's price guides refer to mint examples as do the insulator price guides by Keating. Fifth, different guides use different color names. The insulators are referred to as marigold in color and not carnival in the carnival price guides although the term "oil glass" is mentioned in Presznick's (1966) introduction. In Keating's 1982 price guide, dark carnival is priced separately from light carnival.



CD 234, NIA.ORG



CD 235, NIA.ORG

In Briel's 2011 guide, there is a listing for carnival and dark carnival. Finally, the number of the editions is confusing. The 1975 edition privately published and written by Hand is listed as the 6th edition. The 1976-77 edition written by Hand but published by Collector Books is also listed as the 6th edition. Price guide 178 written by Hand and included with The Collector's Encyclopedia of Carnival Glass is dated 1978 as is the 7th edition of the Carnival Price Guide by Hand.

The books have some interesting misinformation. Hand (1978) states that the CD 320 "has a skirt-like flare, for what reason I am not sure....Why it is not like the rest is anybody's guess" (p. 150). My 'guess' is that it provided more protection for the pin from rain and increased the leakage distance to the pin. Later in the book he opines, "Iridescence was applied on these insulators supposedly to make them nonstatic. It apparently did not work because they soon resorted to other types" (p. 190). Marcy's (1972) book made the unique claim that "The Electric Companies used carnival glass exclusively where electric and telephone wires were being used together so that telephone wires would be distinguished from the high-powered electric wires as a safety measure to protect workmen from the high voltage" (p. 3).

On the other hand, there is some interesting reading in a few of the books. The book by Quintin-Baxendale provides formulae for different carnival coating and provides information on carnival glass made in Argentina, Australia, Czechoslovakia, England, Estonia, Finland, Holland, and Sweden. Perhaps an NIA commemorative could be made in a carnival glass shade that has not been used yet. If other countries were familiar with carnival coatings, why were no carnival coated insulators made outside the United States?

The table shows the data for prices for carnival insulators over the years. Based on the table, a few bits of trivia can be discerned.

- Carnival glass price guides generally price the insulators higher than insulator price guides.
- If you bought a carnival glass insulator in 1969 for the going rate of \$18 and sold it in 2019 (50 years later) for the top book price of \$75, you would have had a return on your investment of 2.9%. Inflation over this time period was 3.96% so you would have essentially lost money.
- Carnival glass insulators generally do not decrease in price. Some blips in prices occur between a few years but the price drop is minor and did not last long.
- It seems both the insulator hobby and the carnival glass hobby can support only one comprehensive price guide.

CARNIVAL GLASS BOOKS

(CONTINUED)

Date	CD 234	CD 235	800 Insulators	Alexander	Bruner	Hand	Hartung	Edwards & Carwile	Marcy	Presznick	*Notes & Generic Prices
1965										\$15*	"Besides being used as insulators, they also serve as paperweights. Rare."
1966							\$15*			No listing	One shape; several sizes.
1967							\$15*				\$18 for pastel insulators.
1968						(1e)					
1969	\$18	\$18				(2e) \$12-\$15*			No listing		A price of \$15 for the marigold insulator listed on page 19 in Sherman Hand's book Colors in Carnival Glass, Book II, a price of \$12 for the page 40 listing of a marigold Corning insulators listed in Marion T. Hartung's Carnival Glass - Books I through VIII, and a price of \$15 for the page 54 listing of marigold insulators in the same book.
1970	\$10	\$10				(3e)					
1971			\$8-\$10								
1972	\$10	\$10				(4e) \$12			\$8 for W.U.T.		
1973	\$10	\$10				(5e) \$12-\$25					
1974	\$10	\$10									
1975	\$7	\$7				(6e, #1) \$12-\$25*					Insulators (see Corning)
1976	\$10	\$8	\$8-\$10			(6e, #2) \$12-\$25*					Insulators (see Corning)
1977	\$11	\$11									
1978			\$8-\$10			(No. 178) (7e) \$12-\$15*					CD 234: \$15; CD 320: \$15. Insulators: \$12 to \$15
1979	\$9	\$11				(8e) \$12-\$25					
1980											
1981						(9e) \$12-\$25		(2e) \$18.up*			Insulator (various makers) Various Sizes and Styles: \$22.UP
1982	\$12	\$12									
1983											
1984								(4e) \$20+*			Insulator (various makers) Various sizes: \$25+
1985											
1986								(5e) \$20+*			Insulator (various makers) Various sizes: \$25+
1987				\$15-\$16				(6e) \$20+*			Insulator (various makers) Various sizes: \$25+
1988				\$12							
1989								(7e) \$20+*			Insulator (various makers) Various sizes: \$25+
1990											

CARNIVAL GLASS BOOKS

(CONTINUED)

Date	CD 234	CD 235	800 Insulators	Alexander	Bruner	Hand	Hartung	Edwards & Carwile	Marcy	Presznick	*Notes & Generic Prices
1991	\$15-\$20	\$20-\$30						(8e) \$20+*			Insulator (various makers) Various sizes: \$25+
1992											
1993											
1994								(9e) \$35+*			Insulator (various makers) various sizes: \$35+
1995	\$15-\$20	\$20-\$30									
1996								(10e) \$35+*			
1997											
1998								(11e) \$35+*			Insulator (various makers) Various sizes: \$25+
1999	\$30-\$40	\$30-\$40									
2000					\$20			(12e) \$35+*			Insulator (various makers) Various sizes: \$25+
2001											
2002								(13e) \$35+*			
2003	\$40-\$50										
2004								(14e) \$35+*			Insulator (various makers) various sizes: \$15+
2005											
2006											
2007	\$30-\$40	\$30-\$40									
2008											
2009											
2010											
2011	\$40-\$50	\$40-\$50									
2012											
2013											
2014											
2015	\$40-\$50	\$40-\$50									Dark carnival price used
2016											
2017											
2018											
2019	\$50-\$75	\$50-\$75									

Works Cited

800 Insulators: Priced and Illustrated. (1971). [1971, 1976, & 1978 printing]. Paducah, KY: Collector Books.
 Alexander, Bob. (1987). Alexander's Practical Glass Insulator Price Guide: 1987. N.p.: n.p.
 Alexander, Bob. (1988). Threaded Glass Insulator Price Guide with a Special Section on Threadless Insulators for the Year 1988. Goodlettsville, TN: A.B. Publishing Co.
 Briel, Donald R. (2011). Price Guide for North American Glass Insulators. Providence, UT: Author.
 Briel, Donald R. (2015). Price Guide for North American

Glass Insulators. Providence, UT: Author.
 Briel, Donald R. (2019). Price Guide for North American Glass Insulators. Providence, UT: Author.
 Bruner, Mike. (2000). The Definitive Guide to Colorful Insulators. Atglen, PA: Shiffer Publishing Ltd.
 Collector's Illustrated Price Guide: Carnival Glass. (1977). Paducah, KY: Collector Books.
 Edwards, Bill. (1981). The Standard Carnival Glass Price Guide (Revised 2nd ed.). Paducah, KY: Collector Books.
 Edwards, Bill. (1984). The Standard Carnival Glass Price Guide (Revised 4th ed.). Paducah, KY: Collector Books.
 Edwards, Bill. (1986). The Standard Carnival Glass Price

Guide (Revised 5th ed.). Paducah, KY: Collector Books.
 Edwards, Bill. (1987). The Standard Carnival Glass Price Guide (Revised 6th ed.). Paducah, KY: Collector Books.
 Edwards, Bill. (1989). The Standard Carnival Glass Price Guide (Revised 7th ed.). Paducah, KY: Collector Books.
 Edwards, Bill. (1991). The Standard Carnival Glass Price Guide (Revised 8th ed.). Paducah, KY: Collector Books.
 Edwards, Bill. (1994). The Standard Carnival Glass Price Guide (Revised 9th ed.). Paducah, KY: Collector Books.
 Edwards, Bill, & Mike Carwile. (1996). Standard Encyclopedia of Carnival Glass Price Guide (10th ed.). Paducah, KY: Collector Books.

CARNIVAL GLASS BOOKS

(CONTINUED)

Works Cited (Continued)

Edwards, Bill, & Mike Carwile. (1998). *Standard Encyclopedia of Carnival Glass Price Guide* (11th ed.). Paducah, KY: Collector Books.

Edwards, Bill, & Mike Carwile. (2000). *Standard Encyclopedia of Carnival Glass Price Guide* (12th ed.). Paducah, KY: Collector Books.

Edwards, Bill, & Mike Carwile. (2002). *Standard Encyclopedia of Carnival Glass Price Guide* (13th ed.). Paducah, KY: Collector Books.

Edwards, Bill, & Mike Carwile. (2004). *Standard Encyclopedia of Carnival Glass Price Guide* (14th ed.). Paducah, KY: Collector Books.

Hand, Sherman. (1972). *Carnival Glass Price Guide*. Scottsville, NY: Author.

Hand, Sherman. (1973). *Price Guide to Carnival Glass No. 5: 1973-1974*. Scottsville, NY: Author.

Hand, Sherman. (1975). *Price Guide to Carnival Glass: 1975*. Seattle, WA: Author.

Hand, Sherman. (1976). *Carnival Glass Price Guide No. 6*. Paducah, KY: Collector Books.

Hand, Sherman. (1978). *Carnival Glass Price Guide No. 7*. Paducah, KY: Collector Books.

Hand, Sherman. (1978). *The Collector's Encyclopedia of Carnival Glass*. Paducah, KY: Collector Books.

Hand, Sherman. (1978). *Price Guide for The Collector's Encyclopedia of Carnival Glass* (No. 178). Paducah, KY: Collector Books.

Hand, Sherman. (1979). *Carnival Glass Price Guide No. 8*. Paducah, KY: Collector Books.

Hand, Sherman, & Charlotte Williams. (1981). *Price Guide to Carnival Glass No. 9*. Vacaville, CA: Author.

Hartung, Marion T. (1966). *Carnival Glass Price Guide: 1966*. Emporia, KS: Author.

Hartung, Marion T. (1967). *Carnival Glass Price Guide: 1967-1968*. Emporia, KS: Author.

Hotchkiss, John F., & Sherman Hand. (1969). *Price Guide No. 2 to Carnival Glass*. Rochester, NY: Hotchkiss House Publishers.

Jordan, Charles, and Donna Jordan. (1986). *The Official Price Guide to Carnival Glass* (2nd ed.). New York, NY: The House of Collectibles.

Keating, Paul (ed.). (1977) *Milholland's Suggested Insulator Price Guide*. Tacoma, WA: Author.

Keating, Paul (ed.). (1979) *Milholland's Suggested Insulator Price Guide*. Tacoma, WA: Author.

Keating, Paul (ed.). (1982) *Milholland's Suggested Insulator Price Guide*. Tacoma, WA: Author.

Klamkin, Marian. (1980). *The Carnival Glass Collector's Price Guide*. New York, NY: Hawthorn Books.

Marcy's. (1969). *The Antique Insulator Finder's Collector's Price Guide*. Denison, TX: Marcy's.

Marcy's. (1972). *Insulator Collector's Handbook & Pricing Guide*. Denison, Texas: Marcy's.

McDougald, John, and Carol McDougald. (1991). *1991 Price Guide for Insulators: A History and Guide to North American Glass Pintype Insulators*. St. Charles, IL: Authors.

McDougald, John, and Carol McDougald. (1995). *Price Guide for Insulators: A History and Guide to North American Glass Pintype Insulators*. St. Charles, IL: Authors.

McDougald, John, and Carol McDougald. (1999). *Price Guide for Insulators: A History and Guide to North American Glass Pintype Insulators*. St. Charles, IL: Authors.

McDougald, John, and Carol McDougald. (2007). *Price Guide for Insulators: A History and Guide to North American Glass Pintype Insulators*. St. Charles, IL: Authors.

Milholland, Marion, & Evelyn Milholland. (c. 1969). *Milholland's Insulator Price List*. N.p.: n.p.

Milholland, Marion, & Evelyn Milholland. (1970, September). *Milholland's Suggested Insulator Price List and Index for Book #2*. N.p.: n.p.

Milholland, Marion, & Evelyn Milholland. (1972). *Milholland's Suggested Insulator Price List*. N.p.: n.p.

Milholland, Marion, & Evelyn Milholland. (1973). *Milholland's Suggested Insulator Price List*. N.p.: n.p.

Milholland, Marion, & Evelyn Milholland. (1974). *Milholland's Suggested Insulator Price List*. Sequim, WA: Authors.

Milholland, Marion, & Evelyn Milholland. (1975). *Milholland's Suggested Insulator Price List*. Sequim, WA: Authors.

Milholland, Marion, & Evelyn Milholland. (1976). *Milholland's Suggested Insulator Price List*. Spanaway, WA: Authors.

Presznick, Rose M. (1965). *Carnival and Iridescent Glass with Price Guide* (Book III). Lodi, OH: Author.

Presznick, Rose M. (1966). *Carnival and Iridescent Glass Price Guide* (Book I, Revised ed./2nd ed.). Lodi, OH: Author.

Quintin-Baxendale, Marion. (1998). *Collecting Carnival Glass*. London, England: Francis Joseph Publications.

Schroy, Ellen T. (ed.) (2002). *Warman's Glass: A Value & Identification Guide* (4th ed.). Iola, WI: Krause Publications. ▲

NIA HISTORIAN REPORT

RICK SOLLER ✨ NIA #2958



A lot is going on with the Historian's office.

First, I am working to get more club newsletters archived on the NIA web site. At the Springfield Mid-Ohio show, I confirmed with John Hovanek and Sharon Foster that the NIA had permission to upload club newsletters of the Western Reserve Insulator Club (WRIC) as long as they were more than a year old. John and Sharon are going to put together the files of past issues.

Numerous issues of the Greater Chicago Insulator Club (GCIC) are already on the NIA web site under the same one year delay agreement. Filling in the missing issues is taking more work since they were written with software that, in some cases, is over 25 years old. Although the files can be opened, the distortions in formatting are so great that a lot of work needs to be done to get them into proper shape and apparently some pictures used in the newsletters were not part of the electronic document but were pasted in later before photocopying occurred. As a result, physical copies of several issues will need to be located and scanned.

Second, I was asked to write an article about material in the archive so I have started that project. I envision that for each item, the article will cover why it is in the archive, who contributed it (if known), when it was contributed (if known), and a description of the item. Already an article about the carnival glass price guides in the archive has been completed as well as one about Doris and Peter Unitt's 1972 book *Bottles in Canada*.

Third, as always the Historian seeks to acquire material related to the hobby. Guido Boreani's excellent *200 Years of Insulators* published in 2014 was recently purchased. It is copy 38 of 50. Steve Bobb's *2019 Catalog of Lightning Rod Insulators with Associated Brackets* was picked up at the Springfield Ohio show. With the help of an Aussie collector on Facebook, a photocopy of McCarthy Cormac's *1998 Telephone and Telegraph Insulators: How, Why & When* was added December 10, 2019. ▲

IN MEMORIAM: JIM FIELDING

MARCH 22, 1956 – NOVEMBER 14, 2019 * NIA #4581



Submitted By Bob Berry

James Jay Fielding “Jim” of Helotes, Texas passed away November 14, 2019 (age 63). He was enjoying his first trip to the yearly Mid-Ohio show in Springfield, Ohio, traveling with his good friend Jack Roach.

Jim was born March 22, 1956 in Honolulu, Hawaii. His father, John T. Fielding and mother, Rose C. Fielding were both veterans of the U.S. Navy. Jim attended High School and

graduated from Oak Harbor High School on Whidbey Island, WA in 1974. Jim was involved in scouting and was proud of obtaining the rank of Eagle Scout along with his brothers. It was also on Whidbey Island that Jim began his career in banking, which spanned 45 years. He served at the Federal Home Loan Bank, as an executive with EDS during its heyday, as Data Center Manager, Technical Support Manager, and, finally, as Senior Project Manager with Fidelity National Information Systems.

Jim started collecting insulators in the 1970s and was very active in the Seattle area. He was a regular attendee at the Enumclaw, WA show each May. He and many of the other younger collectors would be set up in the back (north side) of the show hall and have a great time. According to Bill Burger, "We seemed to feed off each other's energy and really made that 'back' part of the show the place to be." I even heard that it is likely that the humorous NIA show rule prohibiting excessive cow bell ringing came from some of Jim's antics at that time. Jim also originated the yearly Emerald City show as a potluck at his house while living in North Seattle—this show still continues to this day hosted by Win & Bonnie Trueblood, Gil Hedges-Blancquez & Robin Harrison. Jim also did woodworking and made a number of electric meter lamps at this time. Jim spent some time also in Portland, OR before moving to Helotes (San Antonio), TX.



METER LAMP

I first met Jim shortly after we had both moved to Texas in the early 1990s at the Austin Bottle & Insulator Club show. He was fun and enthusiastic and generally a joy to be around. We would meet at all the local swaps and shows and I talked to him by phone at least once a

week. He had a tremendous passion for the hobby and specialized in colored and power glass putting together a beautiful collection. In addition, Jim collected fruit jars, bottles, marbles, pop bottle tops, radio arrestors, and anything cool that would strike his fancy. He hosted a yearly swap at his house known as the Alamo-one potluck that was a must attend! His door was always open for visits and he loved sharing his passion for history and early glass. Jim was active with the LSIC (Lone Star Insulator Club) and held the position of President for a term.

We typically have about four shows and swap meets in Texas each year and Jim was a regular—he would greet you as you arrived and keep the show fun. Back in Seattle he started a prank he brought to Texas of marking a common black rubber pony "Rare -\$500" and placing it on other dealers tables—it would make its rounds on different tables during shows. As our shows would get underway Jim would yell out "Get Yo Insulatoorr!!" or "Get Down!" and generally keep things exciting. He was known for his famous half price sales that would pop up towards the end of the day.

Jim was able to attend a number of shows this year including the LSIC spring swap at John & Leona Hall's, the Western Regional where he was able to link with many of his North Western friends, the Richardson, TX show and of course Springfield. Things will not be the same with Jim missing but we all benefited from his time with us.



"GET YOR INSULATOORRS!!"

Jim was preceded in death by his dad, John T. Fielding Sr.; mother, Rose M. Fielding; and a brother, Justin Fielding. He is survived by his former wife, Cathy Fielding; brother John (and Anne) Fielding Jr; sister Janette (and Steve) Fielding Grabke; brother Jeffrey (and Julie) Fielding and step-son Camden Kriger; nephews, nieces and cousins. 🙏



WIN TRUEBLOOD, JIM FIELDING, RON YUHAS, DAVE MOFFATT, DAVE BENKO

IN MEMORIAM: JIM FIELDING

(CONTINUED)



JIM FIELDING, CHUCK IRWIN, JIM CUNNINGHAM 1992



2019 WESTERN REGIONAL SHOW



JIM FIELDING AT THE 2019 GARLAND SHOW



WOODY WOODWARD, ANN & JEFF MARQUART, BILL ALBERS, GARY FINE & JIM FIELDING 2010



JIM BATES, BOB BERRY, JIM FIELDING 2008



WIN TRUEBLOOD, JIM CUNNINGHAM, JIM FIELDING - LATE 1980s



BEN COX & JIM FIELDING



LSIC CHRISTMAS SWAP

SHOW REPORT BY BOB BERRY * NIA #1203

The annual Lone Star Insulator Club Christmas swap was held Saturday, December 14th at the Berry's home. Turnout was great for this swap with more than 35 collectors and spouses attending from four states! Darryl Wagner, Brian Riecker and Gil Hedges-Blanquez were our distance travelers. It turned out to be a beautiful day and the back yard was filled with insulators. Many pieces changed hands and most everyone came away with something new for their collection.

As is tradition, food was turkey, stuffing, and all the fixings with sides and desserts brought by the guests. No one left hungry and many stayed into the afternoon enjoying the nice weather and talking insulators. There were many thoughts about our friend Jim Fielding who passed away shortly after the Springfield Mid-Ohio show. I had a large picture made that was taken at this years Garland show so we could keep Jim in our memories. This swap is open to all collectors even if you are not an LSIC member. ▲



KEITH BROOKING & STEVE CLARK
WITH MEMORIES OF JIM FIELDING



SHARON BARBER, MARGARET COX,
CAROLYN BERRY, KATIE FOSTER

LSIC CHRISTMAS SWAP



(CONTINUED)




ANNE & JEFF MARQUART, JIM VAN NORSTRAND, MARY & TOM MILLER



JOHN WIGGINS, BOB BERRY, DARRYL WAGNER, BRIAN RIECKER



BOB MACHANN, MIKE LYLE, JUDD MOODY, GARY FINE, ISRAEL & DAYTON JONES



SPENCER GARTEN, JOHN FOSTER, SARA GARTEN



ROSS BAIRD & JACK ROACH

CALLING ALL BEEHIVES!
2020 NATIONAL COMMUNITY DISPLAY
JOIN THE SWARM!
CONTACT MIKE OR SEAN GREEN
303-549-5028 OR 303-521-4157
N2GLASS@CENTURYLINK.NET

BEE A PART OF THE BUZZ!



DIXIE JEWELS SWAP MEET

SHOW REPORT BY MIKE HERRON * NIA #8618

November 16, 2019

Historic Toccoa Train Depot/Mitchell Allen Memorial Hall

The Dixie Jewels Fall 2019 swap meet was held on Saturday, November 16th in Toccoa Georgia at the Historic Train Depot/Mitchell Allen Memorial Hall in Toccoa, Georgia. The show was hosted by Tom, Brenda and Mike Herron. Many collectors from all over the southeast attended the swap meet, with people from Alabama, South Carolina, North Carolina, Tennessee, Florida and Georgia in attendance. This was one of our biggest shows in quite some time with over 25 sales tables and lot's of great insulators shown, traded and bought.

We barely had enough room for everyone! Not only were there scarce and rare insulators available, but other collectibles as well, including old bottles, sodas and other unusual items. Dudley Ellis had a huge collection of tolls for sale including some fairly scarce pieces. Doug Williams had a fantastic display of his prized pieces including some one-of-kind threadless including 2 amazing CD 736 E.R.W. pieces. Mike Herron brought a nice selection of glass including a few pieces from a small collection of Mexican CD 106 P.S.A.'s he recently found. We also had a few walk-in sellers with some amazing glass that had been hidden in private collections for some time! The vultures were in full force when these folks walked in with their scarce pieces!! Tom Herron acquired a beautiful CD 156 base embossed American Insulator Company piece with loads of bubbles and defects that had fantastic character. Many others picked up some scarce pieces that now have new homes in the hobby and have been brought out into the daylight again!

Brenda Herron worked hard to provide a wonderful noon meal of Pulled Pork BBQ with all the fixin's. And as always, the homemade desserts were more plentiful than the main course! All-in-all, a good time was had by everyone and the show provided a nice encore from the Springfield show that was held a few weeks prior. Be sure to check out a Dixie Jewels swap meet in the future, because you will never be disappointed! The insulator hobby is alive and well in the South! 🐱



DIXIE JEWELS SWAP MEET



(CONTINUED)





NWIC RIVER FALLS SHOW

SHOW REPORT BY KAREN YENNIE * NIA #6295

The Northwestern Insulator Club held our Fall Show and Swap Meet at the Moose Lodge in River Falls, Wisconsin on a beautiful fall day. Mike Braun hosted and the crowd was good with a mix of long time members, new members, local people curious about the hobby and old friends returning to interest in the hobby. Club members attended from Minnesota, Wisconsin, South Dakota, Iowa and Darlingford, Manitoba.

Glass and porcelain pieces changed hands all day and lots of treasures were found. A fund raising auction was held midday and almost all

items were donated with proceeds going to the club treasury. Of note was a very nice battery jar donated by Wayne Duzynski that went home to Iowa with Stan Klein.

Charter member Dave French was ill and not able to attend so we made a giant picture card with greetings from all who attended.

During our meeting, we made plans for swap meets in 2020. The first will be on April 11 in Coon Rapids MN. We look forward to seeing everyone in the Spring. ▲



JOANN AND DON COULTER WITH RILEY ARMSTRONG DURING SETUP



EXCITEMENT DURING THE AUCTION



STAN KLEIN PROUD AFTER WINNING THE BATTERY JAR ON AUCTION



MORE PICS FOR DAVE'S GET WELL CARD: KAREN AND COLIN IN CLUB T-SHIRTS

NWIC RIVER FALLS SHOW



(CONTINUED)



BLAINE MAUS AND ROSS BERNDT
POSING FOR CARD FOR DAVE FRENCH



ANDY SCHOENLEBEN (OUR YOUNGEST
MEMBER) SHOPPING DURING SETUP



ROSS BERNSTEIN CLERKING THE AUCTION, DARYL LAWRENCE PHOTOGRAPHER



RILEY ARMSTRONG AND JOHN AND
NADINE FRANK NEGOTIATING A DEAL



BILL AND LAVONNE SHARPS TABLES

SAVE THE DATE!



52nd Annual NIA Show &
Convention in Farmington, NM

July 2 - July 4, 2021

Hosted by Tommy Bolack

Committee Chairman: Lou Hall

**BIGGER & BETTER
than the 2014
National Show!**

Visit: www.NIA2021.com
for event details and to sign up for a FREE* table!

*\$30 Table Deposit Returned at the 2021 Show.



GARLAND INSULATOR SHOW

SHOW REPORT BY BOB BERRY * NIA #1203

The annual Garland Insulator show was held on Saturday October 26th at the Springhill Suites by Marriott in Richardson hosted by Gary Fine and Mike Lyell. The show hall had a solid turn out of dealers from three states (TX, CO & AZ) and strong walkthrough throughout the morning. There were some rare pieces available including three colors of Fry glass CD 164.4. Denver glass, scarce glass power pieces and unusual porcelain. Many pieces found new homes. ▲



ROSS, GARY & JIM



WALKTHROUGH



INSULATORS



MIKE GAUDY & JACK ROACH



JOHN WIGGINS & DAN GAURON



JIM FIELDING & SIGNAL



BOB BERRY & SPENCER GARTEN



SHOW HOSTS MARK LYELL & GARY FINE



SALES ACTION



JACK ROACH



JOHN HALL & RANDALL WICKERSHAM

9th ANNUAL OKTOBERFEST



SHOW REPORT BY RICK BALDWIN ✨ NIA #336

The Western Reserve Insulator Club's third show venue for 2019, the 9th Annual WRIC Oktoberfest Insulator Show, was held at the Masonic Hall in Richfield, Ohio on September 21st. The always popular Fall venue was complemented by gorgeous dry and sunny Northeastern Ohio weather, which drew a significant crowd of both new and seasoned collectors.

This year, the show was literally "sold out" with respect to dealer's tables for inside setup, but a revised floor-plan still afforded a spacious and comfortable venue. Twenty-four indoor sales tables and one outdoor vendor welcomed collectors from Ohio and surrounding states, including several collectors who were getting back into the hobby following periods of inactivity. This year's venue drew dealer participation from Ohio, Pennsylvania, Michigan and New York. As usual, Sharon Foster provided her infamous "Oktoberfest" lunch menu, featuring brats, dogs, root beer and plentiful side-dishes to appease the hungry crowd.

A wide variety and quantity of both glass and porcelain was available...ranging from "beginner" to "high-end" items. Sales and trades were brisk...with the result of many happy buyers and dealers. The WRIC looks forward to continuing their "Oktoberfest" show tradition next September.

The Western Reserve Insulator Club invites all collectors to become active members and to participate in its three annual shows...and to receive the club's quarterly newsletter, The Twigg's Times, which contains expanded club show reports and photographs. The next club show will be the annual "Winterfest" venue in Strongsville, Ohio in January 2020. WRIC membership information can be found on the NIA website. 📌



INSULATORS IN USE PHOTO CONTEST

THANK YOU TO EVERYONE WHO SUBMITTED THEIR PHOTOS!


We would like to thank everyone for your entries into the Insulators In Use Photo Contest!
The winner will be announced in the upcoming issue. Thank you again!
- *The Drip Points Magazine Editorial Staff*



BY MIKE GREEN, COLORADO



SUSPENSION BELLS
BY STEPHEN BROWN, SANTA CLARA, CA



BY MIKE GREEN, COLORADO

INSULATORS IN USE PHOTO CONTEST

THANK YOU TO EVERYONE WHO SUBMITTED THEIR PHOTOS!



BOULDER TO BUTTE LINE – BY RON YUHAS



BOULDER TO BUTTE LINE – BY RON YUHAS



LOGAN CANYON – BY DON BRIEL



SAGE, WYOMING – BY DON BRIEL

INSULATORS IN USE PHOTO CONTEST

THANK YOU TO EVERYONE WHO SUBMITTED THEIR PHOTOS!



U-928 BOCH, BUTTE, MT – BY JUSTIN MARTIN




MOUSE IN AIR IN ILLINOIS – BY SETH ROSHON



M-2435, PHILIPSBURG, MT – BY JUSTIN MARTIN



SUSPENSION BELLS
BY STEPHEN BROWN, SANTA CLARA, CA

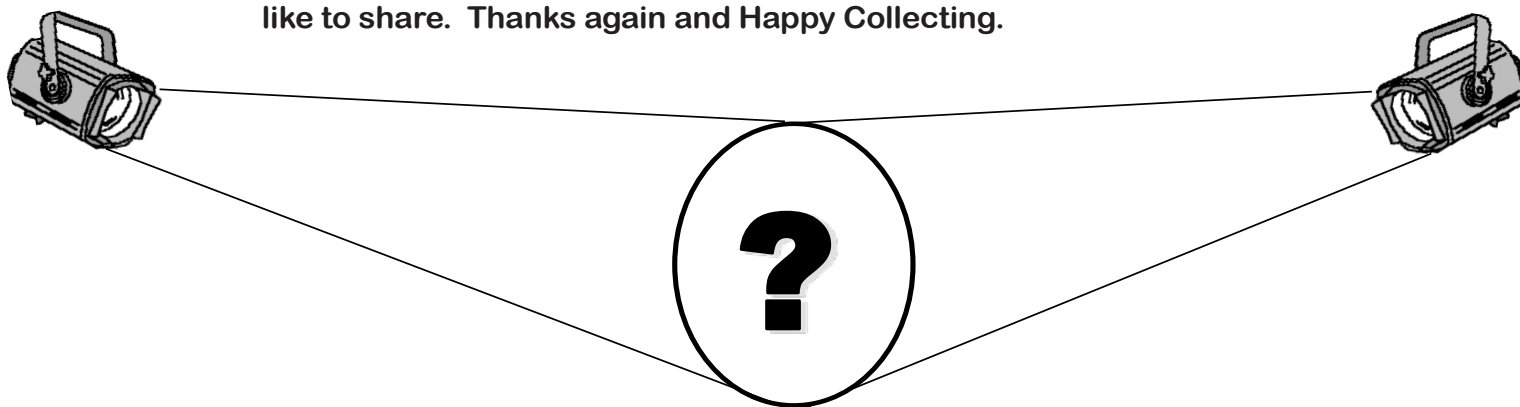


BY GARY BERGUM, STEVENSVILLE, MT



Doug Rusher, NIA Promotions and Ad Manager

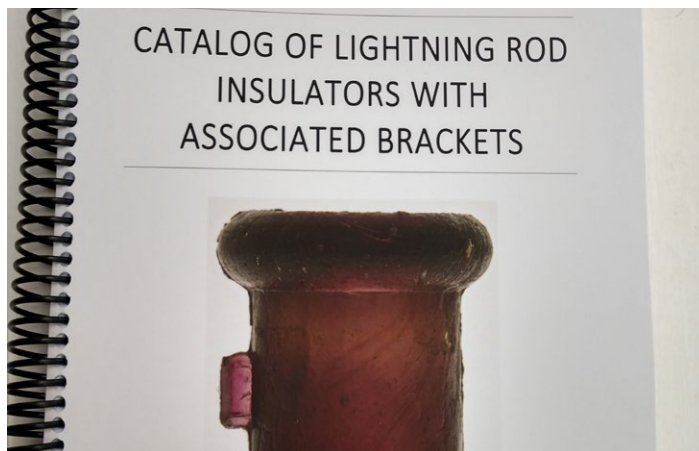
Hi everyone, Christian, Mike and I are so excited to share the first issue of 6 wonderful issues of Drip Points for the year with you. We really hope you will enjoy the 2 additional issues per year and some of the new things we are adding to each issue. We are now going to spotlight an ultra rare glass or porcelain insulator, along with a collector in each issue. So if you have an ultra rare insulator and know the history of the piece, please let me know. My email address is ddrusher@aol.com. If you would like to share your collection along with something about yourself, please drop Mike a note. His email address is n2glass@centurylink.net. Don't forget, we are always wanting articles, hunts & finds, or just great info on insulators that you would like to share. Thanks again and Happy Collecting.



CATALOG OF LIGHTNING ROD INSULATORS WITH ASSOCIATED BRACKETS

by Steve Bobb

Introducing to the insulator hobby for the first time, a catalog dedicated to the collecting of lightning rod insulators and associated brackets. This spiral bound catalog is 264 pages in length. It covers every known style LRI Glass and Porcelain. Easy to use actual size design drawings, A catalog LR system, index, with color identification, plus estimated pricing, Glass houses, patents associated with LRI's, advertisement associated with manufacturers, installers, patent owners. Color pictures and much more! Cost is \$ 35.00 per book, plus shipping. Email me at sbobb1@verizon.net, message me, or Face Book. For ordering and shipping costs. Shipping costs vary depending where you are located in the US mainland. Extra for shipping to Canada or Overseas



2020 NW Missouri Insulator and Bottle Show & Sale

Saturday March 21, 2020

9:00 AM to 3:00 PM

FREE ADMISSION

Platte County Fairgrounds

15730 Fairgrounds Rd.

Platte City, MO 64079

Approximately 6 miles NW of the Kansas City International Airport



Sponsored by the Missouri Valley Insulator Club



Insulators, bottles, jars, telephones, signs & other misc. collectibles.
80+ Tables with displays



For information &/or show packet, contact:

Darryl Wagner 816-719-0801 or nwmoshow@dwagnerkc.com




HANGING OUT IN TELLURIDE

BY MIKE GREEN ✨ NIA #3175



Southwest Colorado is a spectacular scenic wonderland throughout the year. The San Juan Mountains seem to reach to the very edge of heaven with the meadows below flocked in an endless expanse of radiant wildflowers. In winter some of the heaviest snow in the state blankets the region, eventually yielding in spring to magnificent waterfalls and life anew. Of all the seasons we love fall the best. The golden glow of the turning aspens, the mild temperatures, and the lingering wildflowers are all a sight to behold. We try and make a journey to this magical corner of Colorado as often as possible. This year's adventure included some rugged 4-wheeling, alpine hikes, great food, and a wild Via Ferrata.



HANGING OUT IN TELLURIDE

(CONTINUED)

Our story will be about the Via Ferrata as it included a surprise you will enjoy. The term Via Ferrata basically translates to “Iron Way” and was first used in World War I. Italy was not an ally of Germany in WWI and feared an invasion from the north. To help create a line of defense, they created secret routes in the Dolomites where they could hide supplies and move troops secretly. To do this they installed ladders, cables, spikes, and other climbing aids so that soldiers could move quickly in extremely steep and rugged terrain.



HISTORICAL PHOTOGRAPHS SHOW ITALIAN TROOPS ON A VIA FERRATA IN THE DOLOMITES DURING WORLD WAR I

After the war, these Via Ferratas were discovered by the civilian population and became popular as alpine adventures. As the years passed by, they became so popular that many more were installed. Today, there are over 1000 of these routes in several European countries. What makes them so fun is that they have the thrill of alpine rock climbing without needing as much gear. The basic requirement is a climbing harness, helmet, good hiking/climbing shoes, slings, and carabiners. As you do a Ferrata, you clip into a cable so that if you fall your climbing gear clipped into the cable will keep you from a serious fall. There are still serious risks involved but it is much easier than technical rock climbing. With a background in big wall climbing I fell in love with Via Ferratas. The thrill of exposure, physical challenge, and beauty without a ton of gear is just awesome. To put it mildly, they are a blast if you are in shape and not deathly afraid of heights. Our first was several years ago in Switzerland, but that is another story.

Let's get back to Telluride. Inspired by the Via Ferratas in Europe, a couple guys put up a clandestine Ferrata route in Telluride. This very ambitious project was done without permission from the Forest Service. After learning of it, the USFS initially threatened to remove it, but a large contingent of climbers and local residents fought to keep it. After some time and thought, the Forest Service made the wonderful decision to let it stay! Since then it has turned into a very popular adventure outing while in Telluride. The route follows a huge cliff band very near the famous Black Bear Pass 4-wheel drive trail on the east end of the Telluride valley. Our Ferrata journey began on a gorgeous fall day under glorious blue skies. Armed with the essential gear, food, water, layers, and excitement, we set off. To reach the start of the Ferrata involved a long steady climb up a small, steep trail. Along the way the crisp mountain air and the fresh scent of pine filled our lungs. When at last we reached the start of the cliffs it was time to don our harnesses, helmets, and other gear. We walked along narrow edges until reaching the first spot where we clipped into the first cable for safety. Every step became more and more beautiful and then, suddenly, a very nice surprise.

HANGING OUT IN TELLURIDE

(CONTINUED)



Clinging to the cliff edges as we make our way along the Ferrata. We are clipped into the cable for safety, but in some spots a fall could still be very bad. You can see our tiny little Jeep far below in the right photo. Now, you've been wondering: why a Ferrata story in an insulator magazine, right? Well right on the edge of a cliff was the coolest, gnarliest old tree you've ever seen. On the tree were some old spools and a signal on a side pin! What a wonderful surprise to see something related to a hobby I love on a wild Ferrata adventure!





HANGING OUT IN TELLURIDE

(CONTINUED)



Telluride is an old mining town and there was little doubt this old tree had been on a line heading up to one of the mines. The first gold was discovered there in 1875, so this line had probably been around a very long time! With the backdrop of the San Juan Mountains and the town of Telluride far below, I lingered and took pictures of the old insulators as long as I could. After that it was time to get back to business.

As the Ferrata continued it steadily became steeper and more challenging. Iron steps helped with the trickiest spots but it is still quite a workout. We headed from north to south toward the beautiful Bridal Veil Falls and Black Bear Pass. It was exhilarating and the views were simply spectacular.



LOOKING STRAIGHT DOWN 500 FEET!



HANGING OUT IN TELLURIDE

(CONTINUED)



After several exciting sections, we finally reached the wildest spot. Taking the first steps across with nearly 500 feet of vertical exposure below your feet is exhilarating to say the least. Being very careful to clip the cable and not slip on the iron rungs, we took turns going across this wild section. A fall here would still be very unpleasant. Lori did a fantastic job going across and even stopped for a moment in the most exposed spot to enjoy the amazing position. When my turn came, I savored every heart pounding moment. At one point you can look straight down past your feet to the ground down below. It was breathtaking!




HANGING OUT IN TELLURIDE

(CONTINUED)



After that, the Ferrata slowly begins to ease up until a trail leads to a switchback on the Black Bear Pass road. Taking off the gear after reaching the road felt good and the warm fall sunshine felt even better. There is something indescribably wonderful about reaching the point of an adventure when you know your safe and have experienced something so special. As we made our way back to the Jeep, a feeling of satisfaction and joy went with us. Our bodies were tired, but our hearts, minds, and souls felt refreshed and uplifted. As we reached the vehicle, I thought about all the beauty we had seen. The rush and exhilaration we had felt. I also thought about an old tree with some wire, glass, and porcelain from a day gone by. 🐻




THE GRANITE CREEK LINE

BY DOUG RUSHER * NIA #1773

THE GRANITE CREEK LINE

111 YEARS OF SERVICE

1906-2017



Planning on the Madison Dam started in 1895 when the Phoenix Electric Co. of Butte, Montana, with a high demand for electrical power for all of the mines, contacted Lucius Lucien Nunn about designing a dam and power plant on the Madison River in Bear Trap Canyon. Construction started in late 1899, and the first dam was completed in 1901. The dam was updated in 1906 as more power was needed for more mines and the other areas like the dredges in Virginia City and Nevada City, as well as a large mill being built in Ruby in the heart of the Ruby Valley. As the updated dam was finished, the Granite Creek Line was just getting finished up. It was supplying power in the Fall of 1906 and was active until 2017.



Insulators used in the Nunn Powerhouse and Substation

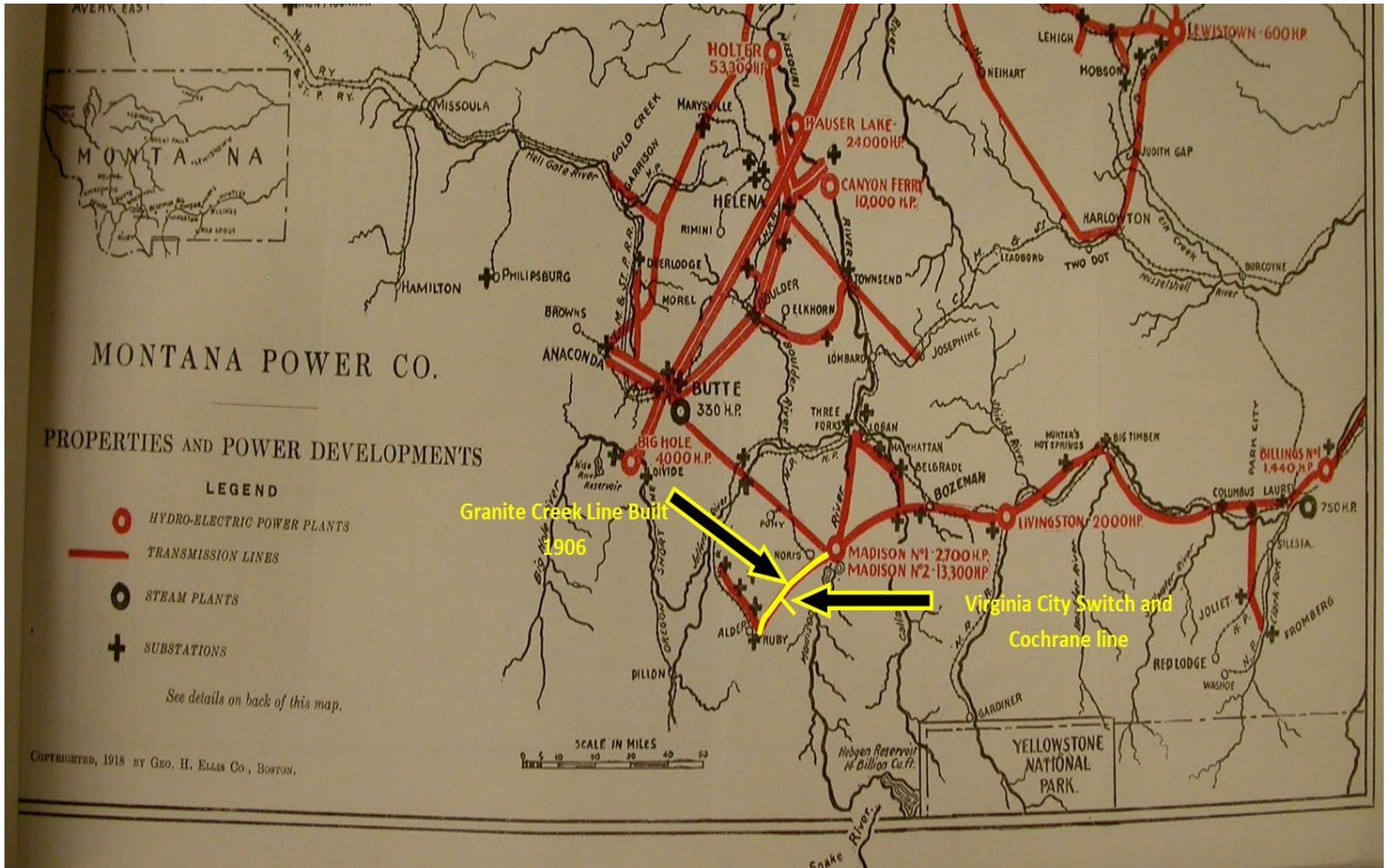
The No Name
Thomas M-2996




The No Name
Thomas M-3740

THE GRANITE CREEK LINE

(CONTINUED)



MAP SHOWING THE GRANITE CREEK LINE AND VIRGINIA CITY FEED



ONE OF THE MANY DREDGES WORKING IN THE VIRGINIA CITY & NEVADA CITY AREA, CIRCA EARLY 1920S



MY BUD RON YUHAS WALKING THE LINE, HEADING NORTH. NOTICE HOW TALL THE SAGEBRUSH IS.

THE GRANITE CREEK LINE

(CONTINUED)



ONE OF THE OLD POLES




RON YUHAS CHECKING OUT AN OLD POLE FOR TREASURES



LOOKING SOUTH TOWARD VIRGINIA CITY

THE GRANITE CREEK LINE

MUNCIES IN USE ON THE GRANITE CREEK LINE



THE GRANITE CREEK LINE

MUNCIES IN USE ON THE GRANITE CREEK LINE



Notice the short crossarm for the ridge pin which supported the Muncie. Almost all of the poles had major woodpecker holes in them.

The Cochranes that came from the Granite Creek Line are the darker ones, as they were out in the open and received direct sunlight all of the time. The Porphyry Dike Line by Helena was in the timber and didn't get as much sunlight.

THE GRANITE CREEK LINE

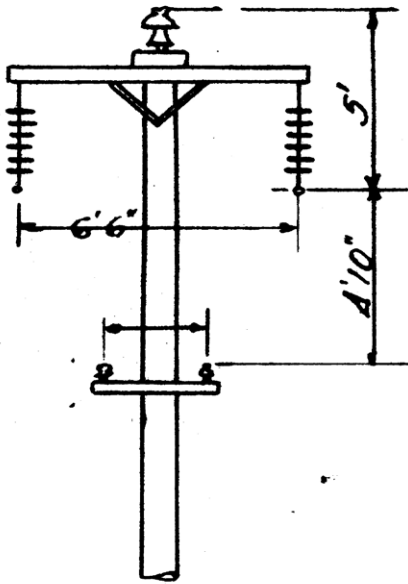
(CONTINUED)



VIRGINIA CITY SWITCH FOOT PLATFORM



RON YUHAS AND I WERE ABLE TO LOCATE THE SWITCH HANDLE IN AN OLD, DRIED UP DITCH




	FROM	TO	VOLTS	DIST.	SPAN	POLE LENGTH	DRAWING	CROSS ARM	INSULATORS	POWER WIRE
①	BERTHAMINE	PORPHYRYD	65000	13.5	350	30	17200F	3/2 x 4 1/2 x 7-0	4 No. 6 Ins. 6' Univ. 1' 6' Univ.	3 Str. #10 G. Iron
②	TAP	VIRGINIA CITY	50000	3.25	200	17681F	3/2 x 4 1/2 x 7-0	4 No. 6 Ins. 6' Univ. 1' 6' Univ.	3 Str. #10 G. Steel	
③										
④										
⑤										
⑥										
			TELEPHONE		GROUND		REMARKS			
			INSULATORS		WIRE					
①	#71 Hem.	3/2 x 4 1/2 x 3-0	#9 G. Iron							
②	#19 Hem.	3/2 x 4 1/2 x 2-6	#9 G. Iron				Built 1926			
③										
④										
⑤										
⑥										



MY RENDITION OF A COCHRANE POLE HEADING TO VIRGINIA CITY FROM THE SWITCH STRUCTURE

THE GRANITE CREEK LINE

MISCELLANEOUS PORCELAIN MULTIPARTS ON THE GRANITE CREEK LINE



THE GRANITE CREEK LINE

(CONTINUED)



M-4325 1 of 2 known Pittsburg Embossed in Script Multis on the Granite Creek Line

WANTED PORCELAIN INSULATORS

ONE PIECE OR A COLLECTION. I AM ALWAYS
LOOKING FOR BETTER PIECES OR GREAT COLOR
FOR MY COLLECTION. CASH OR TRADE.


MATT GRAYSON • NIA #387
mg3430@gmail.com • 718-507-5665

If you call, and I don't answer, I am probably traveling.
Email is always faster



WANTED

Unique & Unusual
Insulator Mounting
Pins & Brackets





Eucalyptus
Insulator
Pins
Brackets
Pole Steps

- All types of cast iron, multiple pin brackets
- Home-made pins and mounts
- Manufacturer, wholesaler and distributor catalogs

LOU HALL
THE "PIN MAN"

NIA # 7185
363 W. Stuart Ave., Fresno, CA 93704
(559) 284-4211 e-mail: louhall@pacbell.net





NIA ELECTION BIOGRAPHIES

DARRYL WAGNER FOR PRESIDENT * CAROLYN BERRY FOR SECRETARY

Darryl Wagner for NIA President

Greetings fellow NIA Members,

This spring, you will have the opportunity to vote for a few positions on the NIA Board. The President's position is one of these and I am submitting my name for consideration.

Here is a little background on myself. First, I have owned and operated several businesses over the years, the largest for 15 years before selling to a competitor. Since selling that business, I have been an independent Insurance salesman for 8 years, helping clients with insurance and financial decisions.

My interest in insulators began around the age of 6 or 7, when my grandfather hoisted me onto his shoulders to take an insulator off a pole along the Frisco Railroad in East Lynne, MO. Then around the age of 10, a neighbor gave me 3 banana boxes of insulators and the rest is history. Unfortunately, I did not discover the actual "Hobby" until around 2007 while purchasing insulators from eBay, where I met Dennis & Jeanne Weber along with Charles Brandon. Shortly after that I joined the Missouri Valley Insulator Club and became President in 2011 for 5 years. The first NIA National that I attended was in Coralville, IA in 2009. After that show, I set a goal of hosting a National, then Charles, my wife & I did just that for 2012 in Kansas

City, MO. In 2012, Dennis & Jeanne asked me to take over their St. Joseph, MO Insulator & Bottle show, so I have been hosting that show, now the NW Missouri Insulator & Bottle Show since 2013. My wife & I also hosted the 2018 NIA National in Kansas City, MO.

In 2012 Steve Blair asked me to serve on the NIA Events Committee and I followed him as the Events Chairman. Currently I serve as the NIA Central Vice President and the Development Committee Chairman. Although I have assisted with multiple projects within the organization, the latest is my assistance in the expansion of Drip Points to a bi-monthly publication.

Since joining the NIA, I have made many new friends and have attempted to give back to the organization and its members by giving of my time. On that note, I am asking for your vote as the next President of the National Insulator Association.

Thank you for your time and consideration.

Sincerely,

Darryl Wagner

NIA # 8671

Carolyn Berry for NIA Secretary

As your former NIA Product Marketing Chairman and NIA Commemorative Coordinator, I am applying for the NIA Board of Directors position of Secretary. I have been active in the NIA for the last 21 years, but will offer you my history with the organization.

I became a NIA member in 1988 and attended my first NIA National in Allentown, PA in 1989 and have only missed 4 nationals since then. I have attended 27 NIA national conventions overall. I have become quite active in the NIA since 1998. I co-hosted the NIA National 2006 in Austin with my husband Bob, Jack Roach & Jim Bates. I served as the NIA Product Marketing Chairman for 14+ years (1998 - 2011) and the NIA Commemorative Coordinator for 11 years (2009 - 2019).

I have been a member of the Lone Star Insulator Club (LSIC) since we moved from Poughkeepsie, NY to Round Rock, TX in 1993. I currently serve as the clubs VP (2008-present). We have hosted 13 years of LSIC Christmas Dinner & Insulator Swaps and look forward to doing it again next year.

As for my collecting, I started collecting piano insulators Spring of 2008. My daughter, Meghan pointed out to me a beautiful 7-up jellie p.i. for a dollar at an antique shop we were visiting while on a trip with her high school drill team. I did a display at the Kansas City, MO national in 2018 titled "Key Players". The rest is history, and I now have

over 85 unique pieces on display.

I am always open to suggestions and strive to make any organization I am involved with more productive and inclusive. I will strive to make the best decisions for the NIA and its members. I ask that you please cast your 2020 vote in support of me for your Secretary.

Thanks for your consideration...

Carolyn Berry

NIA # 4336



Editor's Note: Watch for your ballot in the next issue of Drip Points. Please be sure to vote!





NIA ELECTION BIOGRAPHIES

NATHAN HOLMES AND ROGER ZIESAK FOR WESTERN REGION VP

Nathan Holmes for NIA Western Region Vice President

I'm Nathan Holmes, and I've been collecting since about 1987. I grew up in eastern Iowa, and I can still remember finding my first pieces of glass along the old Rock Island mainline as a kid. Within a year or so my supportive parents found me a copy of Milholland's book and then Crown Jewels and the NIA, and through those I found nearby shows and other collectors. My first National was the 1991 Cedar Rapids show, and I've been hooked ever since.

Like many of us, my collecting slowed down considerably through college and my early professional years. I would pick up a new piece here or there and get to a show every couple years, but most of the collection stayed in storage through a series of moves. Eventually I settled down in Colorado Springs, where I've lived for the last 19 years.

In 2015, the insulator bug bit again. I had the time, resources, and passion to start actively collecting once again, so the insulators came out of boxes into a new display room. My collection has a little of anything that catches my eye—color, power, threadless, glass, porce-

lain, go-withs, you name it—but thanks to the influence of friends and mentors I had as a young collector, my main interest has always been glass from outside the US.

About six months ago, I was asked to consider serving as the Western Region VP for the NIA. It was perfect timing for me, having just decided to step down after a ten year stint on the board of a local railroad historical society. One of the most exciting things about getting back into the hobby five years ago is seeing that it's every bit as vibrant as when I was first involved. Much of the credit for that goes to the tireless efforts of those willing to step up and volunteer, and if elected, I look forward to the opportunity to do my part and give back to a hobby that's been a huge part of my life.

Nathan Holmes

NIA # 4002

Roger Ziesak for NIA Western Region Vice President

I started seriously collecting in 2007, prior to that I had always looked for insulators when out in the woods or watching trains. I'm a forester by trade so being in the woods a lot I'd always investigate if something unusual caught my eye. An old building, a wire (always had to see if I could figure out what it was for), old mining activity, you name it. It was all interesting. I did realize that one of the things all these investigations typically had in common was they had wires running to them. Electricity is nothing I want to play with, but I became interested in what allowed that electricity to get to or from what I was crawling around. Insulators now had my full attention.

I started small with just stuff I could find near home. This was when I knew Hemi-42's were cool. Eventually I started meeting other collectors and learning just how big this hobby can be. What has always been a big part of collecting for me has been the history; where an insulator was used, why did they use it – any particular reason or that's what was on hand. Why was an insulator designed that way? For a commodity item, probably low-profit margin business, there sure are a lot of designs. Montana has a rich insulator history and I'm lucky that there are several collectors in the state and the region who have shared what they know.

My wife, Beth, has been bitten by the insulator bug but not quite as much as me. She likes Dominion 42's and oddball glazes on the mud. While I have shrunk the list of what I chase substantially, the list is still half an arm long of what I like and if it's some killer green color, it doesn't matter what it is, it goes in the collection. I don't have too many threadless types as they tend to be spendy and they were not used extensively here in the Northwest.

The first National Beth and I attended was in 2011 in San Jose. It was pretty amazing! We met a lot of established collectors and really started to feel like we were part of a bigger group rather than just a couple of oddball collectors. We have since been to three more and we're looking forward to Logan and Farmington.

In the last 7-8 years we have made an effort to get to as many shows as we can that are within a long days' drive, (800 miles or so). We also stretch that for Nationals and the Rohde Ranch Show which I've made twice and am looking forward to in 2020. I'm not retired yet, have a few more years, so the schedule is not as flexible as I'd like.

Specifically, I like power glass of all sizes and the smaller mud power – 2 part or small 3 part types. As I mentioned I like greens of all types, so I have many of those. I'm not a CD or a U/M collector. I'm more of an opportunistic collector. That's one reason going to a show is a lot of fun – what will I find? If I can get a new piece that I like, then I'll go for it within financial reason. I've got a window in my shop above my desk that is full of glass and sometimes I'll just sit there and stare at it like a little kid.

Being able to talk insulators and insulator history has been a real joy for me. I have made solid friendships within the hobby and really enjoy getting together with fellow collectors. I'm definitely a dedicated nut-job collector and I'm looking forward to many more years of collecting and the people I meet doing it.

Roger Ziesak

NIA #8189

51st Annual NIA National Show

Logan, Utah • June 12-14, 2020



Join Us for the First Ever National in Beautiful Utah!

Cache County Fairgrounds Event Center

450 South 500 West • Logan, UT 84321

Show Times:

- Friday, June 12th (NIA Members Only) 8:00 am–4:00 pm
- Saturday, June 13th (open to public) 9:00 am–4:00 pm
- Sunday, June 14th (open to public) 9:00 am–2:00 pm

For more information, visit:

http://www.nia.org/shows/2020_national/

Proudly Presented by Your Show Hosts:

Don & Jeanne Briel


(435) 753-5786

Don.Briel@comcast.net

Arnold & Linda Smith

(801) 829-3383

smithlrh@hotmail.com



Pre Show Activities:

Wednesday, June 10, 2020

Bus trip to Golden Spike National Monument, Northrup Grumman (Thiokol) Rocket Garden, & Bear River Bird Refuge Visitors Center

Thursday, June 11, 2020

Bus trip to Salt Lake City's Historic Temple Square and/or City Creek Mall



Our Host Hotel is the Marriott SpringHill Suites

Enjoy the Local Area:

- American West Heritage Center (a working farm that depicts life in the early West): <http://awhc.org>
- Historic Logan Tabernacle tours and concerts
- Numerous antique shops
- Dozens of restaurants
- Stokes Nature Center in Logan Canyon: <http://logannature.org/>
- Wind Caves and other hiking in Logan Canyon: <http://loghiking.com/>
- Public pool and water slide across the street from the fairgrounds
- Park and small zoo on the south side of the fairgrounds
- Numerous fishing streams and reservoirs
- Cache Valley is about halfway between 5 national parks to the south with Teton and Yellowstone National Parks to the north.



For a long list of other attractions, visit:

http://www.nia.org/shows/2020_national/

SAVE THE DATE

2020

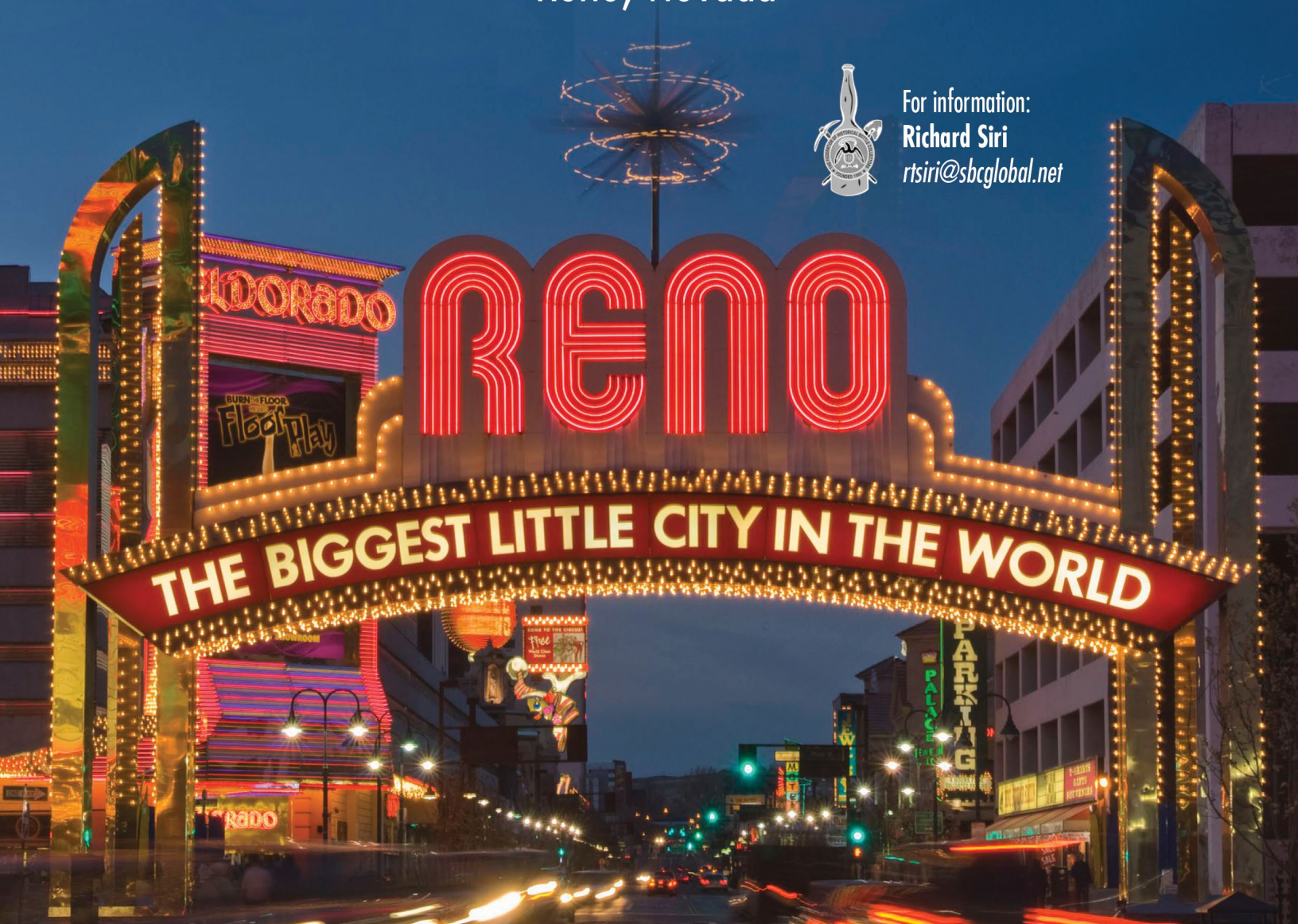
FOHBC NATIONAL ANTIQUE
BOTTLE CONVENTION

Thursday, July 30 - Sunday, August 2, 2020

Grand Sierra Resort & Casino
Reno, Nevada



For information:
Richard Siri
rtsiri@sbcglobal.net



UPCOMING EVENTS

FEBRUARY 2020 – APRIL 2020



FEBRUARY 1, 2020 (Saturday) YUMA, ARIZONA

Grand Canyon State Insulator club (GCSIC) is happy to announce the 21st annual tailgater swap meet coming up in a few months (Feb 1st 2020). This will be the first year that Diane & myself have taken over as hosts of this well known event! This is one you don't want to miss! Last year we drew collectors from 10 different states (and Canada) from as far away as New York! We had 29 sellers with 36 tables and plenty of glass and porcelain to choose from. There were over 50 people in total that attended. Lunch will be served and is free (Donations are appreciated). The last 4 years, many of the collectors get together for dinner the Friday before the event. Over those four years the pre-festivities have grown to a group of over 20 people. This year we will try to locate a venue that can accommodate us a little better. Lunch will be served and is free (Donations are appreciated). Much more exciting info to coming the following months. The location is the same as always – Riverside Park Yuma Arizona. Take I-8 to exit 1 (8th st.) Follow 8th St to Prison Hill Rd, turn right at the top of the hill onto Levee Rd. For information contact: Daryl Stahler: dwstahler@gmail.com / 520-331-9498; Jim Harlow: harlowmcl1@gmail.com; Nathan Smack: ohiovalleyglassco@gmail.com

FEBRUARY 15, 2020 (Saturday) MILTON, GEORGIA

The Dixie Jewels Insulator Club's first swap of 2020 will be Saturday, February 15, 2020 from 8:30 AM - 2:00 PM at the Bethel Community Center, 2695 Hopewell Rd., Milton, GA 30004. Host will be Ralph Dean. Collectors are expected from 6-10 states. Free table set-up for DJIC members, \$5 for non-members. A noon meal will be provided. For more info, e-mail Ralph Dean at ralph.dean@att.net or phone (770) 361-8976.

MARCH 7, 2020 (Saturday) NEW OXFORD, PA

32nd Annual Chesapeake Bay Insulator Club Show in New Oxford, PA on Saturday, March 7th. Dealer set-up 7 am. Show goes from 9 am to 3 pm. The show is at the United Hook and Ladder Company #33, 21 N Bolton Street, New Oxford, PA. Contact GUS STAFFORD: gus.stafford@gmail.com, 717-790-9183. We have rooms set aside at the Gettysburg Wyndham Hotel. The hotel is located at 95 Presidential Cir, Gettysburg, PA 17325. Call 717-339-0020 for reservations. Just tell them you are with the Insulator show group. The hotel is right off of US-15, and 8 miles from the show. Make reservations by 6 February to guarantee your room.

MARCH 21, 2020 (Saturday) PLATTE CITY, MISSOURI

The 2020 NW Missouri Insulator & Bottle Show will be held at the Platte County Fairgrounds, 15730 Fairgrounds Rd., Platte City, MO 64079. In between Kansas City & St. Joseph and just off of I-29. The same weekend as another long standing antique show, which allows both shows to have more attendees. We are limited to 85 dealer tables, so reserve your table(s) early. There will be a food vendor on-site for your convenience. Set up time will be 7:00 AM to 9:00 AM, then open to the public from 9:00 AM to 3:00 PM. Sales tables are \$35 for the

first table and \$30 for each additional table, with admission being FREE. This show is heavily advertised in our region and has built up a great following, so we have a lot of foot traffic and walk-ins. Contact DARRYL WAGNER at (816) 719-0801 or nwmoshow@dwagnerkc.com for information and/or show packet.

MARCH 28, 2020 (Saturday) SEATTLE, WASHINGTON

31st Annual Emerald City Insulator and Bottle Show and Potluck. Location: Northwest African American Museum 2300 S. Massachusetts Street Seattle, WA. 98144 Dealer Setup: 7:30 AM Early Entry: 8:00 AM (\$5.00) Public: 8:30 AM to 4:00 PM. Free Admission (Donations are excepted) A \$35 donation is requested for a table space. \$30 is requested for an additional table space. There will be a raffle (donations are accepted) to help with putting on the show. Collectors are asked to please email if you are attending the show. Let us know if you need a table or will be bringing your own table(s). Also, please bring a main dish or salad to share. For information: GIL HEDGES-BLANQUEZ (206) 218-7936 bluemex@comcast.net ROBIN HARRISON (206) 522-2135 BONNIE & WIN TRUEBLOOD (360) 491-1285 JIM BARSTOW (253) 840-1256

Dupage Collectors Expo

April 4, 2020

Dupage County Fairgrounds

2015 Manchester Road
Wheaton, IL

9 AM to 3PM



Items for sale and trade include:

Insulators, Lighting Rod Items & Weathervanes, Telephone & Telegraph Items, Bottles, Jars, and Related Items.

★ Free Appraisals ★



Show Hosts:

Bob Stahr
(630) 793-5345

Bob@Hemingray.com
www.Hemingray.com



Rick Soller
(847) 782-8602

Com574@CLCIllinois.edu
www.CollectingInsulators.com

UPCOMING EVENTS

APRIL 2020 – JUNE 2020



APRIL 4, 2020 (Saturday) WHEATON, ILLINOIS

The Dupage Collectors Expo will be held Saturday, April 4th, at the Dupage County Fairgrounds, 2015 Manchester Road, Wheaton, Illinois, Hours are 9:00 to 3:00. Items for sale & trade include: Insulators, Lightning Rod items & Weathervanes, Telephone & Telegraph items, Bottles, Jars, etc. Info: BOB STAHR: bob@hemingray.com (630) 793-5345 and RICK SOLLER: com574@clcillinois.edu (847) 782-8602.

APRIL 4, 2020 (Saturday) WEST LEECHBURG, PENNSYLVANIA

Western Reserve Insulator Club's 20th Annual Allegheny Valley Insulator Show & Sale. W. Leechburg Fireman's Recreation Hall, 1116 Gosser St. W. Leechburg PA 15656. Show Hours 9:00 AM - 3:00 PM Dealer setup 7:30 AM. 8' table \$20. Info: RON BARTH 724-845-8439 rktbarth@windstream.net

APRIL 10-11, 2020 (Friday-Saturday) ANTIOCH, CALIFORNIA

Golden Gate Historical Bottle Society presents its 54th Annual Bottles, Antiques & Collectibles Show at the Contra Costa Event Park (Fairgrounds), Sunset Hall, 1201 West 10th Street, Antioch, CA. Dealer setup and early buyers admission (\$10.00) on Friday April 10th from 12:00 PM to 5:00 PM. Free admission on Saturday April 11th from 9:00 AM to 3:00 PM. For further information and table reservations, contact: Gary or Darla Antone, (925) 373-6758 or email: PACKRAT49ER@NETSCAPE.NET

APRIL 11, 2020 (Saturday) COON RAPIDS, MINNESOTA

North Western Insulator Club presents the Annual BYE BYE Winter and Welcome Spring Show and Sale at the VFW Hall in Coon Rapids, MN. Hours are 11:00 AM to 4:00 PM with free admission and tables. There will be a great variety of insulators and related items plus go-withs for everyone. The host is Daryl Lawrence—contact him at dlaw116@msn.com or (763) 300-4071. Contact Daryl to reserve you table or space.

APRIL 25, 2020 (Saturday) FRESNO, CALIFORNIA

24th Annual Rohde Ranch Barbeque & Tailgater will be held Saturday, April 25th at 12441 North Friant Rd, Fresno, CA from 7:00 AM to 4:00 PM. You'll enjoy free-of-charge the famous Deep-Pit BBQ feast. Numerous tables are provided, or you may bring your own, or just open your tailgate and sell & trade. Swapping stores and bringing your recent finds are strongly encouraged. Info: BILL at (530) 701-4377 or KAT at (559) 974-3890.

MAY 1-2, 2020 (Friday-Saturday) COLUMBIA CITY, INDIANA

Free Admission, Free appraisals, Free air too! at the annual Columbia City, Indiana Insulator, Fruit Jar, Bottle & Collectibles show to be held at the Whitley County 4H Center, 581 Squawbuck Road, Columbia City, IN on May 1 & 2nd. Plenty of parking, RVs welcome (no hookups) Friday dealer setup 12:00 PM to 3:00 PM, Public 3:00 PM to 5:00 PM,

Pizza 5:00 PM, BRING SOMETHING FOR THE SHOW & TELL at 5:30 PM, Saturday Dealer setup 6:00 AM to 8:00 AM, Public 8:00 AM until the last dealer leaves. First dealer table \$28, 2/\$48, 3/\$60, 4/\$75, 5/\$80, 6/\$85. For discounts on local hotels or for more info email Gene Hawkins at: gene.hawkins@mchsi.com or call (574) 377-0171.

MAY 16, 2020 (Saturday) CAYUCOS, CALIFORNIA

The 28th Annual Golden State Insulator Club's Spring Insulator & Collectibles Show will be held Saturday, May 16th, under the Big White Tent behind the Lions Veterans Hall, 10 Cayucos Drive (at the pier and inches from the beach). Hours are 8:00 AM to 3:00 PM. Free admission. Free appraisals and evaluations. There will be a barbecue Saturday after the show. RV Park, motels and restaurants are in town and nearby. Please bring recent finds for show & tell. Info: BOB MERZOIAN: bobmerzoian@mac.com or (559) 359-2826

MAY 16, 2020 (Saturday) MOUNTAIN HOME, NORTH CAROLINA

The spring Dixie Jewels Insulator Club swap meet will be held from 9:00-3:00 on Saturday, May 16, 2020 at the Mountain Home Fire and Rescue on U.S. Hwy. 25 in Mountain Home, North Carolina. Our hosts will be Fred and Sheila Pittman. This is always a popular location and collectors are expected from all over the southeast. Bring your own sales tables. Free set-up for DJIC members, \$5 for non-members. A noon meal will be served and side dishes and desserts are appreciated, but not mandatory. For more info e-mail Fred Pittman at trailat@bellsouth.net or phone (828) 768-5060.

MAY 30, 2020 (Saturday) TAMA, IOWA

The 23rd Annual Hawkeye State Insulator Swap Meet will be held on Saturday, May 30th at the Tama Civic Center from 8:00 AM-3:00 PM. The Tama Civic Center is located at 305 Siegel St. in Downtown Tama, IA. Those dealers planning on setting up can do so starting at 7:00 AM. There will be no cost to those who plan on attending and there will be a lunch provided close to noon. This annual event seems to be well attended by collectors from the Hawkeye state as well as our friends from neighboring states and is a very relaxed atmosphere enjoyed by all. There will also be an auction scheduled with part of the proceeds going to support this show. Donations towards this event are welcome. We are again looking forward to hosting you and provide some Hawkeye hospitality here in the Midwest. For any additional information and table reservation, please contact DAVE SHAW at (641) 484-5463 or e-mail at dashaw@mchsi.com. Please note that this show is scheduled a week earlier than it normally is as a courtesy to those attending this year's national.

JUNE 6, 2020 (Saturday) BERKLEY, MICHIGAN

The 3rd annual swap meet is up and running again, with a new location. The same day and time as the famous St. John Woods neighborhood garage sale. The location is only a 1 hour drive north of the Michigan/Ohio or Toledo boarder on I-75. Set up is free, please bring your own tables. Some food will be provided, not necessary but if you like, bring a dish to pass. Show location: 3518 Cumberland Rd Berkley

UPCOMING EVENTS

JUNE 2020 – JULY 2021



MI, 48072, show time 9:00 AM to 3:00 PM Contact information: Curtis Erickson (248) 515-4612 crerickson1@gmail.com



JUNE 12–14, 2020 (Friday-Sunday) LOGAN, UTAH

The National Insulator Association's 51st Annual Show and Convention will be held at the Cache County Fairgrounds in Logan, Utah. The fairgrounds is located at 450 South 500 West, Logan, UT 84321. There will be plenty of dealer space and exhibit space plus a multitude of things to do in

the area. Complete show information will be available in 2019 at the Orlando National and subsequently online. Show Hosts are: DON & JEANNE BRIEL, (435) 753-5786, Don.Briel@comcast.net and ARNOLD & LINDA SMITH, (801) 829-3383, smithlrh@hotmail.com

JUNE 27, 2020 (Saturday) TECUMSEH, MICHIGAN

The first ever official All Insulators - Crown Jewels of the Wire Insulator Show! Held in Tecumseh, MI. Located in lower Michigan near the tri-state borders (Michigan, Ohio, Indiana) only 45 minutes from the Michigan Ohio border and 1h 30 minutes from Michigan Indian border. Show welcomes all types of insulators and closely related go-withs. Show Hours 9:00 AM to 4:00 PM. Show to be held at: AJ Smith Recreation Center 810 N Evans St Tecumseh, MI 49286. More information at: <https://allinsulators.com/show/> for dealer information, see: <https://www.allinsulators.com/show/dealer/> for more information contact Michele Kotlarsky michele@allinsulators.com or (248) 673-1650

JULY 10–12, 2020 (Friday–Sunday) KREFELD, NORTH RHINE-WESTPHALIA, GERMANY

The 2020 European meeting is set for July 10-12 in Krefeld Germany, everyone is welcome! The show will be held on Saturday July 11th, other activities will be on Friday and Sunday. More information to follow.

JULY 18, 2020 (Saturday) SOUTH LAKE TAHOE, CALIFORNIA

Friday setup is welcome. Tables are provided. Get your Tahoe area reservations as early as possible for this Saturday show. It'll start when folks begin arriving on Friday and it'll end when the last folks leave on Saturday. Food is provided, as usual but, feel free to bring something to share if you'd like. For information, contact George or Judy Klingler (530) 541-3254, 530-416-1631 or email judyklingler@charter.net The show is at 1173 Tata Lane, South Lake Tahoe, CA 96150. We look forward to seeing you all and having an awesome day!

JULY 25, 2020 (Saturday) LOUDONVILLE, OHIO

Mohican Country Insulator Show! Loudonville Ohio Lions Club Hall, 643 Wooster Road, Loudonville, Ohio 44842 9:00 AM to 3:00 PM. Setup at 8:00 AM. Tables: \$5.00 donation. Activities: Ugly Insulator Contest! Insulator Auction! Drawing for Insulators! Contact: Tom Nelson at 330- 231-9579 Email: tomnelson1960@yahoo.com or tomn@yoderlumber.com

AUGUST 21–22, 2020 (Friday–Saturday) BEND, OREGON

The annual Jefferson State Insulator Club's Tres-Amigos Insulator Show & Sale in Central Oregon will be held August 21 - 22 starting with dinner Friday evening followed by our traditional bonfire and story-telling time. On Saturday the show will begin early. Tables will be provided. If you would like a table, please let us know beforehand so the correct number can be ordered. There will be a BBQ lunch at 11:35 AM. Side dishes are welcome. Be sure to bring your "Go-Withs" and any other treasures along with your hunting and adventure stories for the Friday evening bonfire. Please RSVP. Lodging and camping available at nearby Tumalo State Park or camp on site. Our location is 64420 Research Road, Bend, OR 97703. Info: JIM SINASEK (541) 383-8067 or oregonjim@q.com. ERNIE CARLSON 503-622-3573 or ecarlson6@frontier.com or MID NORRIS 541-281-2715 or mudhen@gmail.com.

SEPTEMBER 26, 2020 (Saturday) BATH, ONTARIO, CANADA

4th Annual Bath Antique Bottle and Insulator Show, Saturday September 26th, 2020. Time is from 9:00 AM to 2:30 PM. Admission is Free, 428 Main St. Bath, Ontario, Canada K0H1G0. Vendor fee is \$10 which get you a table which is 30" X 60". Please email Richard Dobing at loyalistcollectibles@gmail.com to reserve a spot or for more details.

NOVEMBER 6–8, 2020 (Friday–Sunday) SPRINGFIELD, OHIO

The 50th Mid-Ohio Insulator Show will be held November 6-8 at the Clark County Fairgrounds, 4401 South Charleston Pike, Springfield, Ohio. Exit 59 off I-70. Show hours are Friday 3:00 PM to 6:00 PM, Saturday from 8:00 AM to 5:00 PM, and Sunday from 9:00 AM to closing. Info: CURT BOSTER email: cboster530@att.net or (614) 301-5125 or LOIS BLAIR (740) 852-3148. Additional info at: <http://www.insulators.info/shows/springfield/>



JULY 2–4, 2021 (Friday–Sunday) FARMINGTON, NEW MEXICO

The National Insulator Association's 52nd Annual Show and Convention will be held at the McGee Park Convention Center in Farmington, New Mexico. The fairgrounds are located at #41 CR 5568, Farmington, NM 87401. There will be plenty of dealer space and exhibit space plus a multitude of things

to do in the area. Complete show information will be available in 2020 at the Logan, Utah National and subsequently online. Your Show Host is TOMMY BOLACK, (505) 325-4275 or (505)325-7873 Committee Chairman LOU HALL, (559) 284-4211, louhall@pacbell.net

THE UPCOMING EVENTS LIST APPEARS COURTESY OF:
<https://allinsulators.com>

TO SUBMIT AN UPCOMING INSULATOR SHOW:
https://allinsulators.com/hobby/shows/submit_show/



National Insulator Association Scholarship Fund

**Attention young insulator collectors-
this scholarship is for you!**

Money for college \$1000/\$500 up to \$2000

Write a 300 word essay telling us how to spread the word about the hobby.

Go to <http://www.nia.org/scholarship>



Submission deadline is March 1

The Scholarship Application and Application Guide is available at:

<http://www.nia.org/scholarship/>



RAILROADIANA COLLECTORS ASSOCIATION, INC. ("RCAI")

America's Largest Organization Devoted to the Collection and Preservation of Railroad Artifacts

◆ Meet friends and fellow collectors dedicated to preserving artifacts of rail transportation history for future generations.

◆ Find out about upcoming events and learn more about the almost infinite landscape of railroad collecting, from lanterns, to keys and locks, china, menus, and more!

◆ Membership includes our lavishly illustrated, full-color quarterly magazine, *The Railroadiana Express*, free-to-members advertising, and access to the membership directory.



To learn more about RCAI, to become a member, or download a recent issue of *The Railroadiana Express*, visit our website at:

www.railroadcollectors.org

ALL INSULATORS Crown Jewels of the Wire

The official magazine for insulator collectors since 1969



Spring 2019

March - April - May

For 50 years **Crown Jewels of the Wire** has been the leading publication for glass and porcelain insulator hobby news, history, articles with columns devoted to worldwide insulators, show reports, in-depth research articles, meeting announcements, photos and other insulator information. There is something for everyone who enjoys insulators!

Starting with the March 2019 edition, Crown Jewels has become a full-sized, 8.5" x 11", full color magazine that will be published quarterly.



Subscription options:

Subscription is for one year (4 issues), Subscription starts at next mailing date.

Print: \$40 US, \$45 Canada, \$60 Overseas

Electronic: \$30

Print & Electronic: \$60 US, \$65 Canada, \$80 Overseas

For more information and to subscribe/renew online:

<https://allinsulators.com/magazine/>

NIA members discount!

All NIA Members get a \$3 discount when subscribing or renewing.

If paying by mail, just include the coupon you received with your NIA membership and make check out for \$3 less. If renewing/subscribing online, email shaun@allinsulators.com for directions.



Pay by check:

Make Checks Payable to:

Hemingray Glass Co.

Mail to:

Hemingray Glass Co

PO Box 210145

Auburn Hills, MI 48321

DRIP POINTS Advertising Information

Help support the NIA's Drip Points by advertising. New rates below include discounts for multiple runs. We now offer classified rates also.

# of Issues	Covers*	Full Page (8" x 10")	1/2 Page (8" x 4.5" or 4.5" x 10")	1/4 Page (4.5" x 3.9" or 8" x 2.1")	1/8 Page (3.9" x 2.1" or 2.2" x 4.5")	1/16 Page (2.2" x 1.8")
1 Issue	\$135	\$90	\$50	\$30	\$18	\$12
2 Issues	\$257	\$171	\$95	\$57	\$34	\$23
3 Issues	\$379	\$252	\$140	\$84	\$50	\$34
4 Issues	\$497	\$331	\$184	\$110	\$66	\$44
5 Issues	\$614	\$410	\$228	\$137	\$82	\$55
6 Issues	\$729	\$486	\$270	\$162	\$97	\$65

* Back Cover(8.5"x8.5"), Inside Back Cover & Inside Front Cover(8.5"x11")

Classified Ads:
10 cents per word, **15 cents per bold word**, \$2.50 min. Monthly

Size: _____ #Issues: _____ Cost per Issue: _____ Total cost: _____

Size: _____ #Issues: _____ Cost per Issue: _____ Total cost: _____

Size: _____ #Issues: _____ Cost per Issue: _____ Total cost: _____

Please supply camera ready artwork; preferred file formats include: PDF, TIF, JPG, DOC, DOCX.

Ads can be designed for an additional fee (please contact Doug Rusher at admanager@nia.org).

To receive the multi-issue discount, ads must run in consecutive issues with no changes.

Ads must be pre-paid. We accept PayPal (treasurer@nia.org) or checks payable to the NIA.

Ads must meet all postal regulations that govern publications mailed at Non-Profit Standard Mail postage rate.

Name: _____

Address: _____

City, St, zip: _____

Phone: _____

Email: _____

To place an ad, send form with payment to:

Doug Rusher

3370 Chance Ct.

Helena, MT 59602 admanager@nia.org

DRIP POINTS Publishing Schedule

Issue	#	Deadline	Mailing
February	1	Jan. 10	Feb. 1
April	2	Mar. 10	Apr. 1
June	3	May 10	Jun. 1
August	4	Jul. 10	Aug. 1
October	5	Sep. 10	Oct. 1
December	6	Nov. 10	Dec. 1

NEW FOR 2019

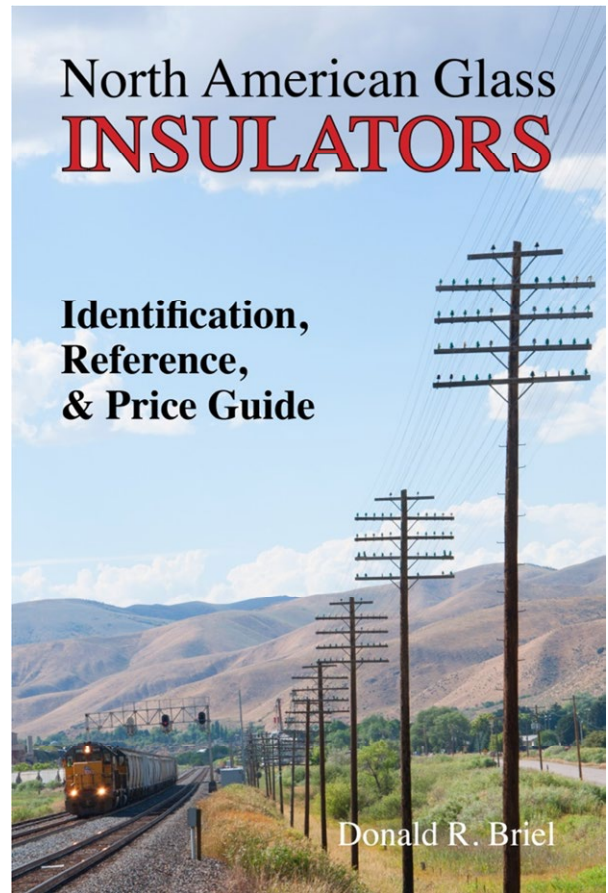
North American Glass Insulators – Identification, Reference, & Price Guide

- Several New CDs & CD Changes
- Numerous New Index Listings
- Numerous Added Color Listings
- Unverified Questionable Listings Removed
- New and Updated Appendices
- Updated Prices
- 14,500+ listings
- 388 pages – 6” x 9”
- Spiral Bound

Paper Edition -- \$49 ppd* in the U.S.

**Paper Edition w/ Price Guide Browser
\$79 ppd* in the U.S.**

* For delivery outside of the U.S. please contact Don Briel at Don.Briel@comcast.net or call (435) 753-5786 for current shipping cost and ordering instructions



Price Guide Browser by Bill Meier

Access Price Guide information on your phone or computer where you can look up prices and see the drawings with a few simple mouse clicks (*The Price Guide Browser is delivered via internet download*)

Browse by CD Number	
H.B.R. H.G.CO. H.G.W. HAMILTON HARLOE HAWLEY HEMINGRAY	View CD Drawings
JEFFREY MFG.CO. JOHNSON & WATSON JUMBO	CD 100.6 102 106 107 112.4 113

HEMINGRAY CD Drawings

CD 100 to 144: Side wire groove; Single petticoat

Visit: www.PriceGuideBrowser.com for a full demo

To order, visit: www.InsulatorPriceGuide.com or send check or money order to:

Donald R. Briel

P. O. Box 188 • Providence, Utah 84332

Contact: Don.Briel@comcast.net or (435) 753-5786



2020 DONORS & SPONSORS

THANK YOU FOR YOUR SUPPORT!

The NIA would like to acknowledge this year's Donors & Sponsors of \$50 or more in contributions.

Name	From	Level	Additional Information
Tommy Bolack	New Mexico	Hobby Benefactor	Drip Points Expansion to Bi-Monthly

PLEASE NOTE: The list above is compiled from multiple sources and may not be complete. If you have donated this year, but don't see your name (unless you wanted to be anonymous), please contact the Development Committee Chairman. If you are interested in donating to the NIA or would like to become a Sponsor, please see pages 60-61.



CENTRAL REGION VP & DEVELOPMENT COMMITTEE CHAIR

DARRYL WAGNER * NIA #8671

2019 is now behind us and the Development Committee would like to say a big "THANK YOU" for the various donations that were submitted this past year. Without the support of our donors, the NIA would not be able to grow and expand the benefits that the organization is able to provide.

A perfect example of this, is the first donation of 2020, with which the NIA was able to expand our publication Drip Points, to a bi-monthly publication. Thanks to Doug Rusher and Mike Green for joining the Editorial Staff to support Christian Willis with this endeavor. Your continued support with this is needed with articles, hunts & finds, show reports and advertising. If those of you who do articles can do just one article a year (more if you want), this will allow the magazine to continue to have great content for all to enjoy.

If you have any suggestions for new projects, or comments on what we have discussed in the past, please let someone on the Development Committee know your thoughts. We are here to serve the NIA, our members and the Insulator Collecting Hobby as a whole.

One project that we hope to get started in the near future, would be the Virtual Museum. This would give any collector the ability to see rare and one of a kind insulators and do research. A section of the museum might be for line construction or insulator mounting pins & brackets (this one's for you Lou) and other subjects related to our hobby. We will be looking for individuals to assist with gathering information, pictures and other information to be used. Also, will be asking those collectors with the rare and one of a kind insulators to assist us in collecting pictures of their insulators. This can give you an opportunity to participate and if you want, your name will be associated with your contribution. You can contact myself to give suggestions and/or volunteer to assist in the formation of this project. This will not be an inexpensive project, so donations will be welcome.

As always, Thank You for your support of the NIA & our hobby! ▲

Darryl Wagner



NIA AFFILIATED CLUBS

THE FOLLOWING CLUBS ARE CURRENT MEMBERS OF THE NIA



Central Florida Insulator Club
Jacque Linscott Barnes
3557 Nicklaus Drive
Titusville, FL 32780-5356
321-480-1800
bluebellwt@aol.com



Insulator Collectors On the Net
Bill Meier
103 Canterbury Court
Carlisle, MA 01741-1860
978-369-0208
icon@clubs.insulators.info



Chesapeake Bay Insulator Club
Larry Novak
12604 Eldrid Court
Silver Spring, MD 20904
301-680-8910
cbic@clubs.insulators.info



Lone Star Insulator Club
Chris Renaudo
15707 Brookforest Dr.
Houston, TX 77059
lsic@clubs.insulators.info



Greater Chicago Insulator Club
Bob Stahr
360 S. Kenilworth Ave.
Glen Ellyn, IL 60137
630-793-5345
gcic@clubs.insulators.info



Missouri Valley Insulator Club
Darryl Wagner
14615 NW Skyview Ave
Smithville, MO 64089
816-719-0801
mvic@clubs.insulators.info



Huron Valley Bottle & Insulator Club
Rod Krupka
2641 Echo Lane
Ortonville, MI 48462
248-627-6351
rod.krupka@yahoo.com



Triple Ridge Insulator Club
Dan Gauron
P.O. Box 1721
Colorado Springs, CO 80901
719-266-0181
danielgauron@yahoo.com

Do you represent a local insulator club or other related organization? Become an NIA Affiliated Club today! See next page to apply for or renew your membership.



Western Reserve Insulator Club
John Hovanec
13009 Ridge Road
North Royalton, OH 44133
440-237-2242
wric@clubs.insulators.info



NIA MEMBERSHIP & RENEWAL FORM

Prospective members may join the NIA at any time; however, the "membership year" begins on January 1st and ends on December 31st. New memberships issued within three months of the beginning of the new membership year (October – December) will be good for the following calendar year. New members are entitled to all membership privileges immediately upon acceptance by the NIA. **If you are joining the NIA during the months of January through September, your membership will expire on December 31st of this Calendar year.**

Submit payment (**Payable to the "NIA" in U.S. funds**) to:

Andrew Gibson

5997 Springwater Rd.
Dansville, NY 14437-9772
membership@nia.org

Check class of membership:

- _____ Single/Family Membership w/Electronic Drip Points..... **\$30.00**
- _____ Single/Family Membership w/Printed Drip Points..... **\$40.00**
- _____ Single/Family Membership w/both Electronic & Printed DP... **\$45.00**
- _____ Junior Membership (under 18) w/Electronic or Printed DP..... **\$ 5.00**
- _____ Club or Organization..... **\$50.00**

Check years of Payment:

- Single year _____
- Multi-year _____

Please Print Legibly

Name _____
 NIA # (if renewal) _____
 Address _____
 City _____
 State/Province _____
 Zip/Postal Code _____ (+4) _____
 Country (if not U.S.) _____
 Telephone Number _____
 E-Mail Address _____

Additional Family Members residing in the same household at no additional cost.

(e.g.: spouse, minor children or dependents)

Name	NIA # (if renewal)
1 _____	_____
2 _____	_____
3 _____	_____
4 _____	_____
5 _____	_____

(An e-mail address is required for electronic version of Drip Points)

Include me in NIA Hobby Directory: On-Line Yes No Printed Yes No

Include my USPS Address in: On-Line Yes No Printed Yes No

Include my Email Address in: On-Line Yes No Printed Yes No

Include my Telephone Number in: On-Line Yes No Printed Yes No

You may pre-purchase the next printed Hobby Directory for \$7.00 Yes

Fees to be submitted

Membership Amount: _____
 Directory Amount.....: _____

Total Enclosed \$ _____

Signed _____ Date _____ **Make Checks Payable to the NIA**

NIA MEMBERSHIP BENEFITS

Revised November 21, 2019

- Connect to a worldwide network of over 1000 insulator collectors sharing information, history and the latest news on insulator collecting.
 - Receive electronic notification of upcoming events and current activity in your region of the country through the bi-monthly electronic distribution of the Drip Points Magazine (Also available in printed form).
 - Receive members only access to an enormous digital library of insulator catalogs, patents and insulator manufacturer history.
 - Find and meet other NIA members in your area for mentorship, visit & share collections and swap stories in person or on the NIA Facebook page.
 - Receive guaranteed early exclusive access to NIA National Shows to display, buy and sell insulators.
 - Compete for National Awards and Recognition for your displays, research and contributions to the hobby.
 - Start your own insulator reference library with the "NIA Resource Page", "Fake and Altered Insulators" and "What is an Insulator?"
 - Advertise your hobby passion through your complimentary NIA Decal, Membership Bars, Membership Card and free ad in Drip Points.
 - Use your membership to run for the National Insulator Association Board of Directors to shape the future of the hobby.
 - Contribute to a National Scholarship Program and financial support for NIA Show Hosts in your local area.
 - Continue membership to sustain these benefits and help raise the next generation of insulator collectors through your knowledge & engagement.
- Note: The NIA Member Handbook is available on the NIA website (www.nia.org/membership/index.htm).
 Hard copies of the Handbook are available upon request to the NIA Membership Director (membership@nia.org).



MERCHANDISE

SHOW YOUR SUPPORT WITH CLOTHING, BADGES & MORE



Embroidered Logo T-Shirts

Hanes Adult T-Shirt, Embroidered logo on front

Colors: Smoke, Smoky Graphite, Sky Blue, Electric Blue, Aqua, Dark Cobalt, Lt Brown Amber, Med Amber, Rootbeer Amber, Lt Olive Green, 7 Up Green, Dark Olive Green, Yellow, Golden Amber, Oxblood, Deep Red Amber

Price: \$17 (S-XL) \$20 (2X-3X)

Color(s): _____ Size: _____ Qty: _____

Shirt Sizing Chart			
S	32-34	XL	44-46
M	36-38	2X	48-50
L	40-42	3X	52-54

Special Orders: If you don't see a size or color that you'd like, contact us for availability and price.



Gildan Adult T-Shirt – Small logo on front, large logo on back



Screen Printed T-Shirts

Colors: Smoke, Smoky Graphite, Steel Blue, Peacock Blue, Dark Cobalt, Lt Brown Amber, Med Amber, Olive Amber, Rootbeer Amber, Apple Green, 7-Up Green, Olive Green, Yellow, Golden Amber, Flashed Amber, Oxblood

Price: \$17 (S-XL) \$20 (2X-3X)

Color(s): _____ Size: _____ Qty: _____



Button Down Shirt

Port Authority SanMar Blend, embroidered logo on front

Colors: Dark Smoke, Aqua, Cobalt, Lt Brown Amber, Yellow, Flashed Amber

Price:
Short Sleeve: \$32 (S-XL) \$34 (2X)
Long Sleeve: \$34 (S-XL) \$36 (2X)

Short or Long Sleeve: _____

Color(s): _____ Size: _____ Qty: _____



Hooded Sweatshirt

Gildan Adult Full-Zip Hooded Sweatshirt, embroidered logo on front

Colors: Medium Smoke, Cobalt

Price: \$32 (S-XL) \$36 (2X)

Color(s): _____ Size: _____ Qty: _____



Denim Button Down Shirt

Sierra Pacific, Short or Long Sleeve

Color: Aqua

Price:
Short Sleeve: \$33 (S-XL) \$36 (2X-3X)
Long Sleeve: \$36 (S-XL) \$39 (2X-3X)

Short or Long Sleeve: _____ Size: _____ Qty: _____



Crew Neck Sweatshirt

Gildan Adult Crewneck Sweatshirt, Screen print with small logo on front & large logo on back

Color: Smoke
Price: \$29 (S-XL) \$33 (2X)

Size: _____ Qty: _____



Un-Structured

Embroidered Caps

Colors (Un-Structured):

Smoke, Dark Smoke, Aqua, Cobalt, Lt Brown Amber, 7 Up Green, Olive Green, Yellow, Gold Amber, Flashed Amber, Pink, Oxblood

Colors (Structured with Mesh):

Khaki-Brown, Royal-White, Kelly-White, Red-White, Heather-Gray-Black, Royal, Cardinal, Gray-Charcoal-Black, White-Royal, Khaki-White



Structured with Mesh

Price: \$15.00 **Cap Type:** _____ **Color(s):** _____ **Qty:** _____

1 Insulator Caliper

Measures up to 7"
Plastic will not scratch insulators
Long outside & short inside jaws
Price: \$18 **Qty:** _____



2 20 oz. Copper-Lined Stainless Steel Tumbler

Yeti-like Stainless tumbler keeps drinks cold or hot for hours!
One color imprint (blue)
Price: \$25 **Qty:** _____

3 16 oz. Travel Tumbler

4 color imprint
Price: \$14 **Qty:** _____

4 NIA Collector's Patch

2 3/4" x 3 3/4" embroidered patch
Price: \$4 **Qty:** _____

5 NIA Window Decal (Color)

For outside car window - 4 1/4 x 5 3/4
Price: \$7 **Qty:** _____

6 NIA Window Decal (White)

For outside car window - 5 1/2 x 6 3/4
Price: \$10 **Qty:** _____



9 Tote Bags

Sturdy with white screen print NIA logo - Dimensions: 12 1/2" W x 13 1/2" H x 8 1/2" D; 14" handles
Colors: Sapphire, Lt Brown Amber, Cobalt, Oxblood, Black
Price: \$8

Color(s): _____ **Qty:** _____

7 NIA Name Badge

Engraved; beveled edges;
Magnetic back
Price: \$12

8 Badge Bar

NIA or Club position, Club Bars,
Show Bars, Awards or Custom Bars
Price: \$4

7 Name Badge Engraving Information:

Name _____ NIA# _____ City _____ State _____
Name _____ NIA# _____ City _____ State _____
Name _____ NIA# _____ City _____ State _____

8 Badge Bar Engraving Information:

Club Bar _____ Qty: _____ Line 1 _____
Club Bar _____ Qty: _____ Line 2 _____
Show Bar _____ Year _____ Line 1 _____
Show Bar _____ Year _____ Line 2 _____

Custom Badge Bars:

Contiguous U.S. Postage Rates:

- \$8.00 for the first item of clothing, hat, tumbler, tote or caliper & \$3.50 for each additional item in same group.
- Patches & Badge Bars \$0.75 ea.
- Decals, Name Badges, Hat Pins, Challenge Coins..... \$3.75 ea.
- If patches, badge bars, decals, name badges, hat pins & challenge coins are ordered with clothing, there is no additional postage for these items.
- For postage outside the Contiguous U.S., please contact us for a quote.

Subtotal: \$ _____
U.S. Postage: \$ _____
Total Enclosed: \$ _____

Please make check or money order payable in U.S. funds to the National Insulator Association.

Name: _____
Address: _____
City: _____ State: _____ Zip: _____
Phone: _____
Email: _____

Please send detached, completed form and payment to:
Margaret Wagner, 14615 Skyview Ave., Smithville, MO 64089
(816) 719-0802 • niaproducts@nia.org



NIA Donation Form

Name: _____ Date: _____
 Address: _____ Phone: _____
 City: _____ State: _____ Zip: _____
 Email Address: _____

Sponsorship Program: Sponsor an Insulator Manufacturer at the levels in the chart below or pick your favorite Insulator Manufacturer or favorite Embossing. Sponsorships on the chart are unlimited, unless someone chooses to double the donation amount and that will make it "Exclusive" for that calendar year. All Individual Manufacturers or Embossing's are "Exclusive" for the calendar year received and can be chosen for a donation of \$100.00. If you pick a Manufacture or Embossing that has previously been sponsored, you will be notified to choose another.

Donation Amount	Manufacturer for Each Level (circle choice)			Your Donation
	Glass	Porcelain	Threadless	
\$ 50.00	McLaughlin	Lapp	McMicking	\$ _____
\$100.00	California	Pittsburgh	Lefferts	\$ _____
\$150.00	Dominion	Ohio Brass	Mulford & Biddle	\$ _____
\$200.00	Brookfield	Thomas	Chester	\$ _____
\$250.00	Hemingray	Fred Locke	Tillotson	\$ _____
Your preferred Manufacture or Embossing: _____				\$100.00 donation

Standard Donation Program: If you would prefer to make a gift or donation for the general fund or directed to a specific area, you can do so at the level of your choice.

Amount of Donation		Donation Level	Donation Area (circle one)
\$ 0.00 -	\$ 49.99	Aqua	Scholarship Fund
\$ 50.00 -	\$ 99.99	Green	
\$ 100.00 -	\$ 249.99	Emerald	Educational Development
\$ 250.00 -	\$ 499.99	Carnival	
\$ 500.00 -	\$ 999.99	Amber	National & Regional Shows
\$ 1,000.00 -	\$ 2,499.99	Peacock	
\$ 2,500.00 -	\$ 4,999.99	Purple	Internet Technology
\$ 5,000.00 -	\$ 9,999.99	Cobalt	
\$ 10,000.00+		Hobby Benefactor	General Fund

Other Donation area: _____ Amount \$ _____

Additional Information: _____

Amount Enclosed: _____ **Signature:** _____ **Date:** _____

All donors will be listed on the NIA website and any donors of \$50.00 or more will be listed in Drip Points To say "Thank You" for your support, donors can receive the following: Choose or Decline

Donations of \$100+ can choose an NIA hat Color: _____
 \$150+ can choose an NIA hat or NIA T-shirt Color/Size: _____
 \$200+ can choose an NIA hat & NIA T-shirt Color/Size: _____
 \$250+ can choose an NIA Button Down or Denim shirt Color/Size: _____

Please mail form and payment (payable to NIA) to: NIA Treasurer, Bill Rohde, P.O. Box 28, Colusa, CA 95932

For additional information regarding gifts to the National Insulator Association, Inc., please contact the NIA Development Committee, E-mail address: donations@nia.org. Your gift is deductible, to the fullest extent of the law. The National Insulator Association. www.nia.org is a 501(c)3 non-profit organization.

Rev. 2019-06-14





DONATE TO THE NIA

A REQUEST FROM THE NIA DEVELOPMENT COMMITTEE

Thank you for your support of the NIA!

Dear Fellow Collector,

The NIA is a 501(c)3 nonprofit organization and as such, gifts may be tax deductible. Gifts of support will help the Association improve existing benefits and services as well as create new benefits and services for members and those collectors who are yet to become members. Your gift will allow the NIA to continue its mission to encourage growth and public awareness of the insulator hobby through collecting, dealing and educational endeavors.

SPONSORSHIP PROGRAM: You can sponsor an Insulator Manufacturer or your favorite Embossing by donating at different levels. Sponsorships are for each calendar year. See the donation form for more information.

The NIA has identified four areas where donations will help create and enhance programs directed to that mission.

SCHOLARSHIP FUND: Currently the NIA can grant up to two scholarships totaling \$2,000.00 each year. Additional funding would give additional funds for future years; scholarship grants could be increased; or additional scholarships could be granted each year.

EDUCATIONAL RESOURCE DEVELOPMENT: There are projects that have been suggested but haven't been implemented for lack of funding such as the production of classroom video presentations, NIA traveling displays for use by learning facilities such as libraries, schools, museums and a Speakers Bureau. These are just a few of the new ideas for greater community awareness of our hobby.

NATIONAL & REGIONAL SHOW SUPPORT: The NIA has assumed a financial supportive role intended to assist National Show Hosts/Organizers in reducing their financial risk. With your donations the NIA could possibly increase advertising and promotional reimbursements, possibly provide all awards at National/Regional Shows and possibly provide financial assistance for Regional Shows.

INTERNET TECHNOLOGY: The desire for instant communication and information retrieval is with us and cannot be denied. For the association and the hobby to continue to grow it must have a strong presence on the Internet and social media. Donations in this area can help redesign the NIA web site, create videos for posting on social media, develop and present "live" shows including interviews, auctions and sales.

Please indicate on the remittance form the area that you would like your donation to be applied. If you choose to donate to more than one area, please indicate the dollar amount for each area. Each donation of \$10.00 or more will receive an acknowledgment and thank you letter from the NIA President. Every donor will be listed on the NIA website and any donors of \$50.00 or more will be listed in Drip Points. At certain levels, you may also choose a "Thank You" gift from the NIA. See the remittance form.

Please submit the completed remittance form along with payment (payable to the NIA) to: NIA Treasurer, Bill Rohde, P.O. Box 28, Colusa, CA 95932.

Your assistance in helping to sustain and grow the hobby is greatly appreciated. **Thank you!**

NIA Development Committee

Darryl Wagner, Chairman

Bill Rohde, Treasurer

Tom Katonak, Western Region

John Weber, Central Region

Dario DiMare, Eastern Region

NIA Board of Directors

President

Steve Roberts – NIA #7935
2404 Mansker Dr.
Madison, TN 37115
president@nia.org

First Past President

Don Briel – NIA #7218
P.O. Box 188
Providence, UT 84332
1stpastpres@nia.org

Western Region VP

Mike Doyle – NIA #5932
1805 E. Country Court
Visalia, CA 93292
westernvp@nia.org

Central Region VP

Darryl Wagner – NIA #8671
14615 NW Skyview Ave.
Smithville, MO 64089
centralvp@nia.org

Eastern Region VP

Gus Stafford – NIA #8871
816 Flintlock Ridge Rd.
Mechanicsburg, PA 17055
easternvp@nia.org

Information Director

Christian Willis – NIA #5185
P.O. Box 2797
Parker, CO 80134
information@nia.org

Membership Director

Andrew Gibson – NIA #2422
5997 Springwater Rd.
Dansville, NY 14437-9772
membership@nia.org

Secretary

Walt Baumgardt – NIA #8007
2 Dolphann Dr.
Tonawanda, NY 14150
secretary@nia.org

Treasurer

Bill Rohde – NIA #1219
P.O. Box 28
Colusa, CA 95932
treasurer@nia.org

NIA Advisors & Committee Chairs

Authentication & Classification Advisor

Paul Greaves – NIA #2685
8830 Benton Acre Rd.
Granite Bay, CA 95746
authentication@nia.org

Awards & Recognition Chair

Gene Hawkins – NIA #421
3847 North Prairie St.
Warsaw, IN 46582
awards@nia.org

Ethics Advisor

Daryl Stahler – NIA #8843
4622 N. Paseo Pitiquito
Tucson, AZ 85750
ethics@nia.org

Historian

Rick Soller – NIA #2958
4086 Blackstone Ave.
Gurnee, IL 60031
historian@nia.org

Commemorative Coordinator

Margaret Wagner – NIA #8711
14615 Skyview Ave.
Smithville, MO 64089
commemorative@nia.org

Research & Education Advisor

Lee Brewer – NIA #6695
344 S. Main St.
Bellefontaine, OH 43311
education@nia.org

Development Committee Chair

Darryl Wagner – NIA #8671
14615 NW Skyview Ave.
Smithville, MO 64089
donations@nia.org

Product Manager

Margaret Wagner – NIA #8711
14615 NW Skyview Ave.
Smithville, MO 64089
niaproducts@nia.org

Rules & Procedures Advisor

Tim Wood – NIA #1099
9330 16th St.
Terrebonne, OR 97760
procedures@nia.org

Scholarship Committee Chair

Jeanne Briel – NIA #7595
P.O. Box 188
Providence, UT 84332
scholarship@nia.org

Webmaster

Bob Berry – NIA #1203
1010 Wren Court
Round Rock, TX 78681
webmaster@nia.org

Events Committee Chair

Don Briel – NIA #7218
P.O. Box 188
Providence, UT 84332
show@nia.org

Special Projects Advisor

Michelle Armand – NIA #9757
491 Scarey Woods Rd.
Plaucheville, LA 71362
projects@nia.org

Finance Committee Chair

Bill Snell – NIA #2624
11427 E. Scarritt Ave.
Sugar Creek, MO 64054
finance@nia.org

Drip Points Editorial Staff

Drip Points Managing Editor

Christian Willis – NIA #5185
P.O. Box 2797
Parker, CO 80134
(949) 338-1404
drippoints@nia.org

Promotions/Ad Manager, Drip Points Assistant Editor

Doug Rusher – NIA #1773
3370 Chance Ct.
Helena, MT 59602
admanager@nia.org

Drip Points Assistant Editor

Mike Green – NIA #3175
2513 S. Balsam St.
Lakewood, CO 80227
assistanteditor@nia.org



Bill and Jill Insulators

Thanks for your participation in Auction 152

Auction 153 is coming in late Winter!

**Now accepting consignments
Order your catalog - Still only \$25 ppd.**

PayPal: see web site below
Check/MO payable to Bill Meier



www.billandjillinsulators.com
auctions@billandjillinsulators.com
Bill and Jill Meier • 103 Canterbury Ct
Carlisle, MA 01741 • 781-999-3048



National Insulator Association
 10801 N. 24th Ave. Ste. 103
 Phoenix, AZ 85029-4712



DARIO DIMARE
 FREE APPRAISALS
 DARIO@DARIODESIGNS.COM

COLLECTING INSULATORS SINCE 1967!
 WILL BUY ONE PIECE OR AN ENTIRE COLLECTION
 318 MAIN STREET, NORTHBOROUGH, MA 01532

DARIO DIMARE
 CONSIGNMENTS ACCEPTED
 617-306-2420