



DRIP POINTS

MAGAZINE FOR INSULATOR COLLECTORS


JUNE 2020 • VOL. 48, No. 3



WANTED

TO BUY:

SINGLES or COLLECTIONS GLASS or PORCELAIN



Also wanting any Power Company signs.

Lineman Tools, Birdhouse Fuse Boxes, Early Line Construction Tools, Shotgun Sticks, Scab Sticks, Early Transformers, Early Power Switches, Early Cutouts, Any Items you think I might be interested in.

PLEASE CONTACT ME.

Jason Townsend
jtins76@gmail.com
Cell (630) 667-3357
720 N. Dekalb Street
Sandwich, IL 60548

WANTED

THREADED OR THREADLESS

BRIAN RIECKER

620-779-1741



TOP CASH PAID

Custom Backlit Cabinets

*TAKING ORDERS FOR FALL 2020
3'X2' TO 6'X14' \$65.00 TO \$130.00 /SF
100'S OF HAPPY CUSTOMERS IN 14 YEARS!*

BRIAN RIECKER

620-779-1741

BRIAN@DOMEGLASS.COM

In This Issue *of* DRIP POINTS

🏠 NIA Board & Committee Articles *🏠*

President Steve Roberts.....5-6
 Information Director & Drip Points Managing Editor Christian Willis..... 8
 Western Region VP Mike Doyle 9
 Product Manager..... Margaret Wagner 11
 Central Region VP & Development Committee Chair..... Darryl Wagner 11
 Special Projects Advisor Michelle Armand 12
 Webmaster: Recent Updates to NIA.org..... Bob Berry..... 13
 Commemorative Coordinator..... Margaret Wagner 16

🏠 Features & Articles *🏠*

Laugh Lines by Christian Willis..... 8
 Letters to the Editor by Christian Willis..... 10
 New Collector Profile: John Yindra, NIA#10026 by John Yindra 17
 Where's the Fun in Collecting Insulators? by Don Briel 18-19
 1905 Powell Duffryn Steam Coal Co. Power Line by Jack Nesbit 20-24
 CD 735 Profiles by Michael Tucker 25
 Insulator Spotlight: Imperial U-938..... by Doug Rusher et al 26-31
 Old Woolen Mill..... by Michael Deloia 32
 Insulator Spotlight Follow-up from April Issue by Christian Willis..... 33
 Swedish U-2027A “No-Tie” by John DeSousa 34
 Kansas City Glass Works Dig..... by Rick Soller 35-37
 Echoes from the Past by Mike Green..... 38-45
 Sweat Equity: Anatomy of a Collection Purchase by John Machann..... 46-48
 Insulator with Unique Provenance by Jim Egge 49
 CD 735 Chester on the Collins Overland Telegraph by John Barber 50
 Upcoming Shows & Events 51-55

🏠 NIA Information & Forms *🏠*


Drip Points Magazine Ad Rates and Specifications 57
 NIA Donors & Sponsors..... 59
 NIA Affiliated Clubs..... 60
 NIA Membership Application & Renewal Form 61
 NIA Merchandise 62-63
 Make a Donation to the NIA 64-65
 NIA Contact Information 66



🏠 About the Cover *🏠*

This issue's cover features Sean Green, NIA #7516, and Duke alongside a line in disrepair in Wyoming, with poles as far as the eye can see. Read more about their travels and adventures in Echoes from the Past, beginning on page 38.

Would you like to have your photo or artwork featured on the cover of Drip Points Magazine? Contact the Editor: drippoints@nia.org.



Established in 1973, the National Insulator Association is a 501(c)(3) charitable nonprofit organization. Visit us on the web at www.nia.org.

About Drip Points Magazine

Drip Points Magazine is published bi-monthly to all active members of the National Insulator Association. Printed back issues (2018 or newer) are available for \$5 (limited quantity). To order a back issue or submit content, please contact:

Christian Willis, Managing Editor
drippoints@nia.org
 (949) 338-1404
 P.O. Box 2797
 Parker, CO 80134

Publishing Schedule

Issue	#	Deadline	Mailing
February	1	Jan. 10	Feb. 1
April	2	Mar. 10	Apr. 1
June	3	May 10	Jun. 1
August	4	Jul. 10	Aug. 1
October	5	Sep. 10	Oct. 1
December	6	Nov. 10	Dec. 1

What's in a Name?

“Drip Points” is named after the feature seen on many insulators produced from the 1890s through the 1950s. Drip points are the bumpy protrusions around the base of an insulator. Their purpose was to help draw water off of the insulator.

Copyright © 2020 National Insulator Association. All rights reserved. No part of this publication may be reproduced, stored, transmitted, or disseminated in any form or by any means without prior written permission from the National Insulator Association. Magazine designed by Christian Willis.



NIA PRESIDENT

STEVE ROBERTS * NIA #7935



Greetings,

I hope this communication finds you safe and well. All of us are dealing with unprecedented times and public health safety is impacting many of the decisions that we are forced to make. Never in our lives have we encountered such unusual circumstances. Unfortunately, these circumstances have impacted our organization as well.

As all of you are aware the 2020 National in Logan had to be canceled. That decision has forced the NIA leadership to find alternative ways to accomplish as many of our functions as we can and continue to guide the organization beyond today's environment.

Normally we would have the Board of Directors' Meeting on the Thursday preceding NIA Day at the National. That isn't possible now, so we have planned to conduct the Board of Directors' Meeting via a conference call. It will be held on Saturday, June 13th, 2020. On Friday of the National we would have the annual Membership Meeting. At that meeting we would approve the minutes of the 2019 Membership Meeting, provide reports, and advise you of the major activities of the NIA leadership for the past year. Additionally, we would announce the people who are assuming new leadership roles concerning the Board of Directors, Advisors and Committee Chairpersons. Also, we would announce where the 2022 National Show is going to be held. On Saturday evening we would conduct our annual Awards Banquet. At the banquet we would share who the Scholarship recipients are, we would honor the Show Hosts, we would recognize the displayers, and we would present the display awards. Additionally, we would reveal the recipients of the Hall of Fame Award, the President's Award, the Outstanding Service Award, and the Lifetime Membership Award. Unfortunately, we can't follow tradition regarding the dissemination of this information.

In an effort to shorten this article I will share the information regarding the above topics; however, I will not be able to share a great deal of details concerning each announcement.

First, I want to thank Don & Jeanne Briel and Arnold & Linda Smith for all their hard work to plan and prepare for the Logan National. It would have been a great show! Thank You!!

Regarding the approval of the 2019 General Membership Meeting minutes, we will approve them next year at the Membership Meeting in Farmington.

Next, the 2020 NIA Scholarship Recipients are Hunter Hohman from Portland, Michigan, and Travis Tuttle from Sand Point, Idaho. Hunter will attend the Northwest Linemen College to become an Electrical Lineman. Travis will attend North Idaho College to become a Graphic Designer.



TRAVIS TUTTLE
NIA SCHOLARSHIP RECIPIENT



HUNTER HOHMAN
NIA SCHOLARSHIP RECIPIENT

There are several leadership changes that will take place at the conclusion of the Board of Directors' Conference call on June 13th. Darryl Wagner will assume the role of the NIA President. Carolyn Berry will become the Secretary. Roger Ziesak will become the Western Region VP. And Chris Hedges was approved by the Board of Directors to serve one year as the Central Region VP. This is the remainder of the current Central VP term that Darryl Wagner is vacating to assume the role as President.

Related to the above announcement I would like to thank the Past President Don Briel, the Western VP Mike Doyle, and the Secretary Walt Baumgardt for their service to the NIA as Board Members. They are rotating off of the Board effective June 13th, 2020. Each of them has been a great asset to the NIA and I appreciate their support during their respective positional term.

In addition to the above Board of Directors' changes, we have one Advisor and one Committee Chairperson who have asked to be replaced at the conclusion of the Board Meeting. Jeanne Briel has been our Scholarship Chairperson for the last three years. She has asked to be relieved as the Scholarship Chairperson but has agreed to continue to serve as a Committee Member. Tammy Brewer is a current Committee Member and has agreed to serve as the Committee Chairperson. So, the existing Scholarship Committee of Tammy Brewer, Jeanne Briel and Jack Riesselman will remain intact, there is just going to be a change of the leadership position. Additionally, Tim Wood has served as our Rules and Procedures Advisor for the last three years and he too has asked to be relieved as an Advisor. I know that the new President is working on securing Tim's replacement and I'm sure that announcement will be shared as soon as possible. Tim and Jeanne, thank you for your service to the NIA. And Tammy, thank you

for agreeing to assume a leadership position. The organization can't function properly without volunteers like you.

Now to announce the NIA Awards Recipients. There are two Hall of Fame inductees this year. They are Henry Morgan Brookfield and James Madison Brookfield. Obviously, these are two of the famous Brookfield family who were so instrumental in the early development

NIA PRESIDENT

(CONTINUED)

of glass insulators. Hopefully at a later date we will be able to share more information concerning these two men. Next are the President's Award Recipients. There are four. They are Mike Doyle, Jeanne Briel, Tim Wood and Diane Tjerrild. As you know Mike is rotating off of the Board as the Western Region VP. Mike has been a very dependable associate and has represented the Western Region with enthusiasm. He is an energetic ambassador for the hobby and has used many medias to share information and activity with everyone. As I previously mentioned, Jeanne Briel is stepping down as the Scholarship Chairperson. When this position became vacant several years ago, I went to Jeanne and solicited her help. Jeanne agreed to help in this capacity for a year, but she continued to serve as the Chairperson for three years. Tim Wood was another person who answered the call for help when we encountered a vacancy. Keeping our Membership Handbook up to date is at times a demanding task. Tim has always been very dependable in preparing the needed updates to the Handbook and has performed his task with a refreshing spirit and attitude. Finally, is Diane Tjerrild. Many of you will not recognize her name; however, she has been a great help to the NIA behind the scenes. Diane has helped design most of our brochures and has gotten our documents printed very quickly and at a very competitive rate. Diane has assisted us for several years and has never asked for anything more than a thank you!

Next are the highest NIA Awards. The Outstanding Service Award and the Lifetime Membership Award. There are two Outstanding Service recipients this year. They are Bob Berry and Gene Hawkins. Everyone knows these two men. Bob has served in a number of capacities over the years; however, most recently he has been our Webmaster. There is hardly a day that goes by that there isn't something to update on our website. If you have ever dealt with Bob, you know that he is one of the most helpful people you could ever meet. Bob has a great attitude and loves this hobby like few others. Gene is another of those one-of-a-kind individuals. Currently he is our Awards Chairman and is one of the most dependable people I have had the pleasure to work with. He is a wonderful promoter of the hobby and a positive influence in everything he does.

Finally, we have one couple who have been selected as our newest Lifetime Members. They are Jack and Judy Roach. Have you ever seen Jack when he didn't have a smile on his face? I have always called him "Gentleman Jack"! Jack has served the NIA in various capacities and was our Treasurer for several years. He has traveled to shows all over the United States and to many shows overseas. Jack has been a dealer for years and it has always been a pleasure to purchase an insulator from him. He always made you feel like you were getting a great deal. He too has been an outstanding ambassador for our hobby and will always be "Gentleman Jack" to me.

The next time you see one of these Award Recipients, please be sure to congratulate them. They are all very deserving of their respective award.

One of the last things I want to share is the announcement of the 2022 National Show. The 2022 National Show will be held on July 29, through July 31, in Gettysburg, Pennsylvania. Gus Stafford will be

the Show Host and the event location will be held in the Wyndham Gettysburg. If you have never been to Gettysburg, you are in for an amazing experience. Gettysburg is one of the most hallowed locations in our nation. I'm sure Gus will be sharing more information in the future.

Now for an unprecedented announcement. The Board of Directors has awarded the 2023 National Show to Don and Jean Briel. The 2023 National will be held in Logan, Utah on June 9, through June 11. It will be held at the same location that was planned for this year's show. Again, I'm sure Don will share more information with you at the appropriate time in the future.

So, there you have it. For the first time in our history we know of the next three National Shows. Farmington in 2021, Gettysburg in 2022, and Logan in 2023.

In closing, I would like to express my appreciation to all of the NIA Leadership and the NIA Members for your support. This is an incredible organization and truly is a loving and supportive family.

Best Regards, and May God Bless Each of You. 🐝

Steve Roberts



ARTWORK BY MIKE MERGLEWSKI, NIA#9754




WANTED



My Goal is to form a complete collection of CD styles by June of 2020
IF YOU ARE SELLING, PLEASE GIVE ME THE CHANCE TO TOP YOUR HIGHEST OFFER!


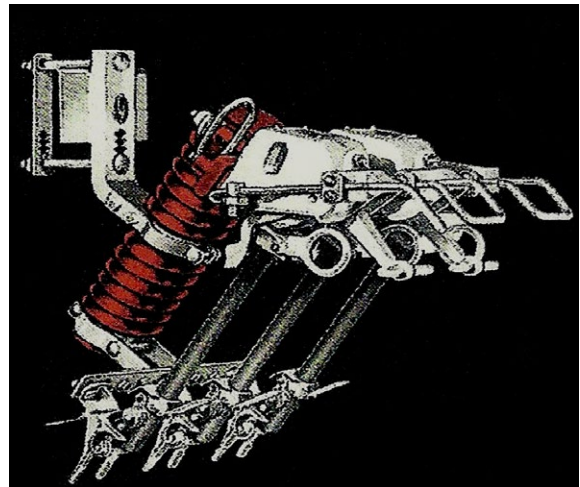
The insulators I need are listed by their CD number in the following columns. Numbers in regular typeface are North American CD's Numbers in **Red** are Foreign CD's

I am currently building displays in my museum and am looking for oddball:



North American	Foreign	Threadless	Odds & Ends
10	334	553	700.4
12	343	563.2	701.5
25	343.5	567.5	723.5
28	350.3	570	724.5
28.5	365	571.7	728.5
29.5	370.3	583	732.4
30	374	586.5	736.3
30.5	377.4	591	738.5
33	377.7	592	740.4
45	378.1	595	784
61	378.4	607	
109.7	379.3	607.5	
136.5	380.1	610.2	
139.8	404	613	
148	404.2	625.5	
181.5	404.5	653.5	
192.1	405.5	656.8	
234.5	414	669.5	
244.5	445.4	669.8	
245-cup	451.5	687.1	
303.5	451.6	692	
313	480		
313.1	533		
	537.4		


- Electric Primary Fuse Cutouts (3kv to 69kv)
- Fuse Links (high Voltage)
- Mechanical Clamps (aluminum, brass) for wire & cable
- Electric Secondary Fuse Cutouts (L.M type P.S.D.)
- Mechanical Re-closing Cutouts (L.M. type R.L.O, etc)
- James R. Kearney Catalogs & Equipment



FOR CASH CONTACT:

Tommy Bolack
3901 Bloomfield Hwy.
Farmington, NM 87401
(505) 325-7873

Urgently Wanted:
CD1053 D-519 Spools





NIA INFORMATION DIRECTOR & DRIP POINTS MANAGING EDITOR

CHRISTIAN WILLIS * NIA #5185

Welcome to the June 2020 issue of Drip Points Magazine! I'm sure the past couple of months have been challenging for everyone, myself included. It was with great sadness that I voted along with the rest of the Board of Directors to cancel this year's NIA National show in Utah. Unfortunately there was no other option. I was really looking forward to taking a family trip to Utah, exploring the area and joining our insulator family for the first time since the Colorado Springs National in 2017. Thankfully, Don and Jeanne have graciously offered to reschedule the Utah National to 2023, so we look forward to joining everyone then! We're also planning to attend the 2021 National in New Mexico.

As we continue to ride out this pandemic and wait for the days that we can return to our favorite insulator shows, I hope that this issue finds you well and raises your spirits, even if just a little. As I edited everyone's content this issue, I was reminded of why I love this hobby so much—the wide range of interests and the passion we all have.


That said, I can't express enough gratitude for everyone who submitted content this issue! What we lacked in show reports, we made up two-fold in other articles: new finds, insulator hunts, letters to the editors, interest pieces, new contributors, and more. Once again, we received more content than we had room for! So we will have plenty for the August issue, even if we have no show reports. So THANK YOU! Please keep the content coming. As always, you can send your content to drippoints@nia.org. We also have a Dropbox upload folder available for larger submissions. Please contact us for the link.

It's hard to believe the last time I drew a Laugh Lines comic was in 2012. Looking back, a lot has happened in 8 years—we moved into a house, raised 3 children, I got a new job, joined the NIA Board of Directors, started editing Drip Points, and earned my Master's degree. It's been just a little busy... but I've decided it's time to dust off the old art board and get back to it. If I can raise even one smile, it's worth it.

Keep collecting, keep smiling, and I'm confident we'll get through this together. Thank you for supporting your hobby and the NIA! ▲

Sincerely,

Christian Willis



WANTED PORCELAIN INSULATORS

ONE PIECE OR A COLLECTION. I AM ALWAYS
LOOKING FOR BETTER PIECES OR GREAT COLOR
FOR MY COLLECTION. CASH OR TRADE.

MATT GRAYSON • NIA #387
mg3430@gmail.com • 718-507-5665

If you call, and I don't answer, I am probably traveling.
Email is always faster



VISIT LAUGH LINES ON THE WEB AT WWW.HEMINGRAY.INFO/LAUGHLINES



WESTERN REGION VP

MIKE DOYLE * NIA #5932



Best In Collecting to all of you wild and crazy folks out there who make this hobby So Much Fun!

Thank You for your amazing, generous and important service to our members and hobbyists while you served us as show hosts for events both large and larger, in the western region, throughout my vice presidency.

Daryl Stahler & Co.	Dave Brown	Gil H-B (BluMex) & Co.
Jim Harlow	Don Briel & Co.	The Bro's Burger
Mike Gay	The Kotans	The Banks
The Gaurons	Bill Rohde & Co.	Jim Sinasek & Co.
Ron Yuhas & Co.	Tommy Bolack & Co.	Robin Harrison
The Katonaks	The Klinglers	Dave Campbell
The Nagels	The Merzoian Brothers	The Carlsons
Randy Taylor	Three Amigos	The Bradfords
Mike McKillip	Doug Rusher & Co.	Mark Schultz
Bruce Silva	Mike Green	The Simmons

Of course, the folks whose names you see above are heavily supported by hobby friends and family members who are either standing shoulder to shoulder with them or quietly slaving away doing "the real work" behind the scenes. **Thank you all** for your generous and continuing support!

I extend my hand in special thanks to Tommy Bolack for his willingness to step forward and rescue the NIA from a difficult situation this last national show cycle. For those of you who still cling to the contrarian view that Tommy simply tries to buy his way into the hobby let me say this. As one of the very few of you who has Tommy's personal cell phone number in my contacts list, I can tell you without reservation that Tommy is an eccentric, stubborn, insightful, opinionated, intelligent, generous and willing friend of the hobby. It just so happens that his gift (and his curse, apparently) is money. In this hobby, we all bring a gift, something important and useful, to the table. Some of us are writers. Some of us are photographers. Some of us are historians. Some of us are public speakers. Some of us are organizers. Some of us are craftsmen and craftswomen. Some of us are auctioneers. Some of us are hunters, climbers and diggers. Some of us are gracious and accomplished event hosts. Some of us are infamous grouches while some of us laugh so loudly that you know whose voice you're hearing from across the show floor. Some of us are buyers. Some of us are sellers. Some of us are wheelers and dealers. Some of us are entertainers. Some of us are even collectors! No matter who we are, we respect each other's gifts, we try to overlook each other's peccadillos, we accommodate each other in our effort to keep our wonderful hobby moving in a productive direction. I strongly recommend that we continue to encourage and sometimes even accommodate everyone, even though it may occasionally cost us a little piece of our ego or a chunk of our patience.

Our hobby presence on Facebook has gone from relative infancy to young adulthood during my tenure as your Western VP. The social

media landscape is evolving quickly and is dotted with hobby activity on Twitter, Instagram, Reddit and Pinterest, to name just a few social media platforms. Auction and sale sites like Etsy, eBay (.com, .uk, .fr, .it, .es), Todocoleccion, Subito, Mercadolibre are packed with insulators selling and changing hands around the world. We are all part of a truly international hobby, even though we are not as organized overseas as we are here. I believe that it is in our best interest to recognize and participate in as many of these e-commerce and information exchange fora as possible. I strongly believe that it is in the best interest of the hobby to pursue a sponsorship program through which foreign nationals are brought to the United States to experience some of our flagship shows.

I could go on and on and on. I'll close with this: best wishes to my successor, whoever he or she may be. As an NIA board member, I have enjoyed this rare opportunity to work side-by-side with some of the most intelligent, funny, serious, tireless, inspired, energetic, enthusiastic and gifted people during my tenure as Western VP. I thank you all for the lessons that you have taught me, the patience that you've shown me, and the incredible work that you continue to do in support of our wonderful hobby. God Bless You All. ▲

Mike Doyle




WANTED

Unique & Unusual
Insulator Mounting
Pins & Brackets



**Eucalyptus
Insulator
Pins**

**Brackets
Pole Steps**

- All types of cast iron, multiple pin brackets
- Home-made pins and mounts
- Manufacturer, wholesaler and distributor catalogs

LOU HALL
THE "PIN MAN"

NIA # 7185
363 W. Stuart Ave., Fresno, CA 93704
(559) 284-4211 e-mail: louhall@pacbell.net

LETTERS TO THE EDITOR

BY CHRISTIAN WILLIS ✨ NIA #5185



Christian, just want to say "hi" to fellow NIA members around the world!! Last year at Orlando I was given these insulators, this year will miss seeing you all, next year I will bring NZ pottery insulators in photo. Thinking of you all, keep safe.

*Sharyn &
Don McLean*

NIA # 10024 & 10025



Mike Merglewski, NIA #9754, sent me some insulator themed artwork, a commentary on our hobby being affected by the Coronavirus. I would like to echo Mike's sentiment... everyone please Stay Safe!



Dear Mr. Willis,

I got your February 2020 issue of "Drip Points" magazine and really enjoyed every article!

I previously wrote to Andrew Gibson with a question and thought I would like to ask you the same question hoping this is okay.

I saw on a friend's Internet about a man in New Jersey who came across an old insulator dump and virtually found thousands (or so) old insulators that were buried in the ground. There were practically so many different types of insulators mostly porcelains and a few glass types as well. Would you or anyone you could possibly know of this man (or anyone else) that may be involved and would you know of his address so I (or anyone else) can reach him?

If you would include this matter in an upcoming issue (maybe when time and magazine space would permit), this would be great!

Thank you for your time, Christian and hope to hear from you soon!

Sincerely,
Steve Goff, NIA #4436

If anyone has information on this matter, please contact Mr. Goff by mail at: P.O. Box #7, Charing Cross, Ontario, N0P 1G0, Canada.

Do you have a question or letter for the editors? Please email drippoints@nia.org or mail it to Christian Willis, P.O. Box 2797, Parker, CO 80134. I look forward to hearing from you! 🐶



NIA PRODUCT MANAGER

MARGARET WAGNER ✨ NIA #8711

The NIA Product inventory is in the process of being replenished. This would have already happened if not for the Stay at Home order in our area. Our vendor is in the process of reopening and will be working our order into their production schedule. Any special orders that we have received, will be filled at that time. Please refer to our updated product pages for new orders.

Also, don't forget that you can special order clothing at any time. Fulfillment of special orders will depend upon if it is screen printed or embroidered and if it is available.

As always, we appreciate your support of the NIA through product purchases. If you have any suggestions for new or different products, feel free to contact me. ▲

Margaret Wagner

EDITOR'S NOTE: Be sure to take a look at the updated NIA Products on pages 62-63, with the new products and photos added in this issue!



CENTRAL REGION VP & DEVELOPMENT COMMITTEE CHAIR

DARRYL WAGNER ✨ NIA #8671

One of the projects that has kept me busy over the last few months, has been the new Insulator Collectors Hobby directories. Our hope is that after some technical issues in developing the online directory, the printed directory will soon be available. If you have not registered in the online directory, I hope you will consider doing so. The deadline to be registered in the online directory, to be included in the printed directory, has been extended to June 7th to allow for electronic magazine distribution. The directories are meant to benefit any and all insulator collectors, by making fellow collectors' information available. You may want to reach other collectors in your area, or if you are traveling, you may want to reach out to collectors along the way. The online version can be accessed by desktop, tablet or smart phone. The printed directory can be useful when an Internet connection is not available or, like me, you may just want to have a printed version handy. Pre-orders for the printed directory have been coming in and extra copies will be available on the NIA website, www.nia.org, or you can also order them through NIA Products. They will also be available at insulator shows where NIA Products are available.

Another project that has been discussed for a number of years is the Virtual Insulator Museum. This is something that I would very much like your input on. There are several NIA members that are computer programmers and photographers that can assist with the development. If you have not done so before, you can see an example of a Virtual Museum at <https://fohbcvirtualmuseum.org>. This is the Federation of Historical Bottle Collectors museum. It is still in the construction process and they may be charging a small fee to preview, but it can give you an idea of what we can do for our hobby. Your input is needed to determine if this a project that the membership would support.

Having a virtual museum could allow anyone with Internet access to

see a variety of things—common to rare glass, porcelain and other types of insulators; the different color variations and embossings. There could be areas of patent information, line construction, technical details, various publications, etc. What I am requesting from the membership is if you would be in favor of pursuing this project, along with your comments and suggestions. This project will be something that takes time, some equipment, volunteers to develop it and will take funds to begin and sustain.

If we determine that the membership would support this, then we will start this project. Several of our members have already volunteered to work on this, so we could begin this year. Feel free to email, message or call me with your input.

In regards to donations to the NIA, I would like to remind you that we have various ways that you can assist the NIA with donations that can assist with shows, scholarships and special projects like the potential Virtual Museum. Besides the online and printed directories that are in process, we are hoping to expand the technology available to our members and hobby.

You can refer to the donation form in this publication (page 64) to see the various options and/or to make a donation. The NIA operates on our membership fees, but also needs additional support for the extra things that the NIA provides and hopes to develop.

Stay Healthy & Be Safe! ▲

Darryl Wagner



SPECIAL PROJECTS ADVISOR

MICHELLE ARMAND * NIA #9757

Dear Insulator Collectors,

I pray that all of you and yours are well and continuing to pursue the hobby during this pandemic. With the National having been canceled for the obvious and necessary reasons, I do hope that too many spirits are not dashed. My thanks go out to those who undertake the massive tasks to organize and host shows thereby sustaining and furthering the hobby. I feel sure their hearts are heavy when their hard work and hours upon hours of their time are met with circumstances such as at the present time. Please know you are recognized and appreciated for your contributions to the hobby. Additional thanks to collectors who submit uplifting and quirky antidotes via social media. There is still enjoyment in this hobby despite the current conditions.

Most of you have had much opportunity lately to revisit some of the insulators you have collected over the years. Surely there are some you may have forgotten existed or some upon closer inspection display characteristics you may not have noticed initially, or something you did notice and never inquired. This is a recurring situation for me.

My plight is a request for photos and descriptions of insulators with characteristics that are NOT listed as part of the descriptions in the price guide. You may submit as many as you wish.

You can email your response to projects@nia.org or mail them to 491 Scarey Woods Road, Plaucheville, LA 71362.

Please include the following information at your discretion.

- Owner's Name
- Location
- CD Number
- EIN Number
- Description of characteristic(s)
- How you came to own this insulator
- Any additional information you wish to provide

I look forward to hearing from you. Please continue to practice safe health measures! The hobby needs you as you are the hobby. 🐼

With healthy wishes,

Michelle C. Armand

Due to CoronaVirus and show cancellations, I am advertising my want-list!

Most of these are 'dream pieces' and I certainly can not afford them all. Damage is ok, if not welcomed, in certain places to help lower cost - I am not a 'mint at any cost' collector.



287.1 Locke - Red-amber



263 Columbia - wide ear, amber



162 H.G.Co or Hemi - Yellow



130.1 - Cobalt



162.4 - SDP, Purple swirled



134.4 - Blue aqua

I am a pure collector and any of these pieces will be treasured by me forever. If I can find even one of them it will help balance the loss of so much of our show season.

Please contact me at david-baron@msn.com

Thank You and hope to see you all soon!



NIA WEBMASTER

BOB BERRY * NIA #1203

Recent Updates to the NIA Website (<https://www.nia.org>)

I suspect many collectors may not be aware of all the resources available on the NIA website. I'd like to highlight a few of the newer or more recently updated areas.

The newest significant addition to the site is the catalog pages: <https://www.nia.org/archives/catalog> Elton Gish has probably the largest collection of original insulator company and electrical contractor catalogs in the hobby. He has kindly offered these to the NIA with the stipulation that access be provided to NIA members only. Over the last two years, there have been more than 350 catalogs added that date as early as the 1870s and as recent as the 1970s. Each catalog can be viewed as a set of thumbnail pictures large enough to get an idea what is there,

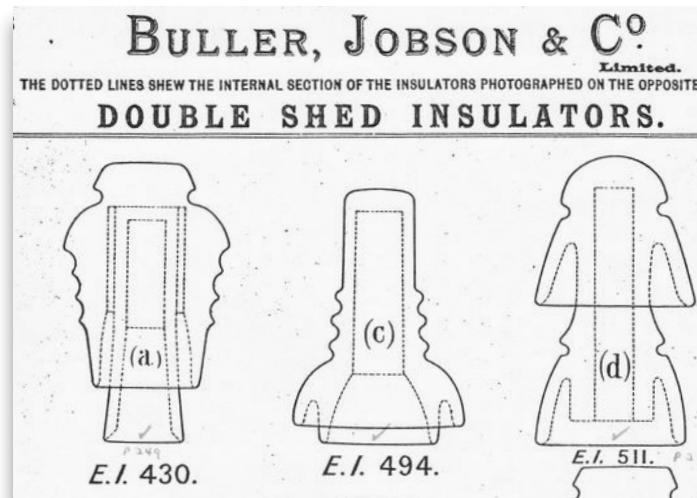
and if you click the thumbnail you will get a full sized picture. Here are some of the statistics of the catalogs listed:

- 313 US Catalogs
- 38 Worldwide catalogs representing eight countries
- Almost all contain glass or porcelain pintype insulators
- Many have pole line hardware (pins, brackets, etc.)
- Many spools, bushings, cleats, nail-knobs, floor & wall tubes, etc.


The goal is to continue adding catalogs to this resource. If you have a catalog that you don't see listed, please contact me so we can add it. This area of the site is password protected—please contact me to get access instructions. Here is just a small sample of some of the unique things that can be found:



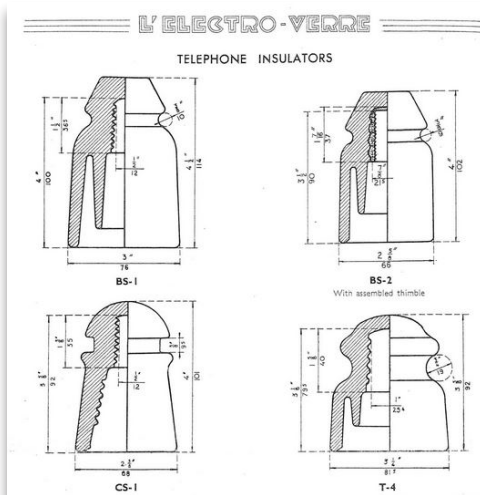
COMPOSITION POWER PIECE MADE OF "SINEW COMPOUND" 1895 BUNNELL CATALOG



SCARCE FULLER'S CONE, LANGDON, AND A WILD TRANSPOSITION STYLE THAT I DON'T BELIEVE HAS BEEN FOUND 1890 BULLERS CATALOG (UNITED KINGDOM)



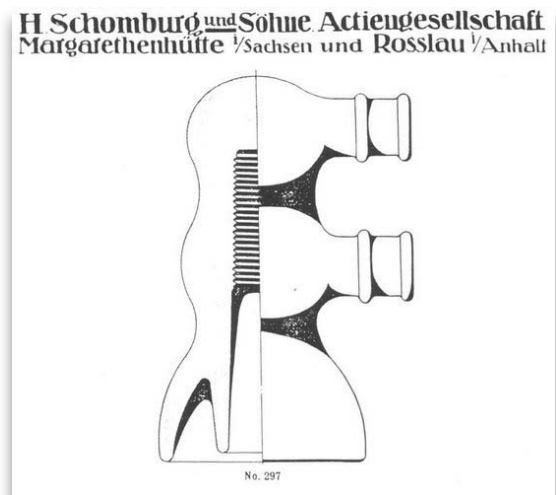
MASSIVE 5 PART MULTIPART RATED FOR 120KV; UNKNOWN IF MADE. 1920 PITTSBURG CATALOG



SEVERAL UNKNOWN GLASS PINTYPES! LIKELY DESIGNED FOR EXPORT SO THEY MAY EXIST. 1952 L'ELECTRO VERRE CATALOG (FRANCE)




NO. 0 PROVO ON A MUNCIE BASE! NORMAL MUNCIE BASE IS TOO SMALL 1907 BISSELL CATALOG



AMAZING PORCELAIN DUAL NOSER. UNKNOWN IF EVER MADE. 1913 SCHOMBURG CATALOG (GERMANY)

A significant amount of data has been added to the NIA insulator identification galleries. These are intended to cover basically all electrical insulators including those made of glass, porcelain, wood and composition. The goal of each gallery is to highlight each style and numbering system if available. Thumbnail pictures of each insulator is shown, and by clicking on that thumbnail the user will get more information and larger pictures.

North American Threaded Pintype Insulators:



(https://www.nia.org/general/g_natpt.htm) shows an image of just about all known North American CDs and details about each, including larger pictures and variations if you click the thumbnail. In the last few months I have updated many of the photographs to better quality and a view that matches closer to a profile drawing. For some of the larger pieces, this has required taking the picture from nearly 20 feet away to avoid distortion. Note that I'm looking for photos of any missing CDs or variations to add to the detail pages. Please refer to Lee Brewer's fantastic article on taking pictures that was in last year's summer Drip Points. One project going forward is to update the threadless insulators from North America to the same level—I will need many quality pictures to close this. Hopefully later this year when travel becomes easier.

Unipart Pintype Porcelain Insulators From the United States:



(https://www.nia.org/general/porcelain/uni_1.htm) provides images of most of the assigned US U numbers. Thanks to Elton Gish for permission and information to support this section. Thanks also to the many collectors who provided photographs. This only scratches the surface, and I highly recommend Elton's great book "Collectors Guide for Porcelain Insulators" recently published second edition. A must have for anyone interested in porcelain. Similar to the other gallery pages, this one also uses size relative thumbnail images—click any image to get more information on that insulator.

Glass Pintype Insulators From Outside North America:



(<https://www.nia.org/general/gifona/gifona.htm>) is the primary source for CD assignments and information on worldwide pintype insulators. The last comprehensive publication for these insulators was Marilyn Albers and N.R. Woodward's book "Glass Insulators From Outside North America" in 1996, nearly 25 years ago! The intent for this gallery is to identify all known styles with CD numbers as well as to capture all varieties by marking and color. Note that I take potential new CD assignments to Dario Dimare who makes the final call. He has established an excellent set of criteria to follow when assessing a new assignment. Note that views by country or a full list of all CDs are both available. I am looking for information and pictures for any insulator not currently shown on the site.

(CONTINUED)

Porcelain Unipart Pintype Insulators from Outside the United States:



(<https://www.nia.org/general/pifous/index.htm>) is the primary source for worldwide U number assignments as well as makers and markings. There are a number of resources available on this gallery:

- List of insulators by country (shown by thumbnail—click any picture for more information)
- List of all known U numbers (shown by thumbnail—click any picture for more information)
- List of known markings (Click on any logo or marking for more information)
- Directions on how to submit new insulators to this gallery

The last comprehensive publication on worldwide porcelain was published by Marilyn Albers and Jack Tod as "Worldwide Porcelain Insulators" in 1986, nearly 35 years ago! With permission from Elton Gish (owner of the US U numbering system), I have taken over worldwide U number assignments. Since starting new assignments in 2016 there are nearly double the number originally assigned by Jack Tod. Worldwide porcelain has been one of the more neglected areas of the hobby, but also one of the most exciting areas with many new discoveries and enthusiastic worldwide collectors. There are new discoveries monthly of both insulator styles and makers. Many more countries used porcelain insulators for open wire communication than glass, so there is a vast history dating back to the early telegraph days waiting to be discovered! I am looking for new submissions of styles, markings and colors as well as any data on worldwide manufacturers.

Additional Galleries and Future Expansion:

Currently there are 40 categories of insulators with data on the site. I would like to bring each of these to the same level of development as the four galleries above. This will require collectors to assist by providing quality photographs, measurements and descriptions of insulators they have. Thanks goes out the many collectors who have assisted with the current site—contents are only as good as those willing to assist.

Please check the updates page on the main page and the worldwide galleries to see new listings. Contact me at pyrex553@aol.com for any contributions. ▲

Thanks,

Bob Berry

CATALOG OF LIGHTNING ROD INSULATORS WITH ASSOCIATED BRACKETS

by Steve Bobb

Introducing to the insulator hobby for the first time, a catalog dedicated to the collecting of lightning rod insulators and associated brackets. This spiral bound catalog is 264 pages in length. It covers every known style LRI Glass and Porcelain. Easy to use actual size design drawings, A catalog LR system, index, with color identification, plus estimated pricing, Glass houses, patents associated with LRI's, advertisement associated with manufacturers, installers, patent owners. Color pictures and much more! Cost is \$ 35.00 per book, plus shipping. Email me at sbobb1@verizon.net, message me, or Face Book. For ordering and shipping costs. Shipping costs vary depending where you are located in the US mainland. Extra for shipping to Canada or Overseas

CATALOG OF LIGHTNING ROD INSULATORS WITH ASSOCIATED BRACKETS





COMMEMORATIVE COORDINATOR

MARGARET WAGNER ✨ NIA #8711

Fellow collectors, due to COVID-19 a lot of our schedules have been interrupted this year, the NIA commemoratives included. With the stay at home orders that affected most of the US, the glass house that pours our commemoratives has been shut down. The shop that pours for us will be reopening around June 1st. By the time you receive this issue of Drip Points, we should know when they will be able to work our commemorative into their production schedule. As soon as they are poured, we will get a picture and notify previous purchasers and make them available for purchase.

This commemorative will be a little different since the National was canceled. Because of that, we are planning something special for this edition of the NIA Commemorative. Stay tuned..... ▲

Margaret Wagner



We still have several years available:



2015



2016



2017



2017



2018



2019

Regular - \$40.00 each/ppd & \$35.00 for each additional when shipped together.

Solid Pours - \$45.00 each/ppd & \$40 for each additional when shipped together.

For the 2019 issue, we have some that have a ghosted impression on the top.

History of the National Show Commemoratives: "Collecting Our History"

Being an enthusiastic insulator collector, Frank Miller of Tulsa, Oklahoma went home from the First National Insulator Meet (that's what the "National" show was referred to as in 1970) held in New Castle, Indiana with an idea that collectors should have something by which they could remember the National meets. After months of struggling, he managed to have an insulator mold made. Frank said it was often referred to as "Frank's Last Folly" since he retired from teaching shortly thereafter. He also said it was worth the struggle. The commemorative insulator he designed replicated the early threadless "Pilgrim Hat" (CD 736) and is almost 4 inches high and is 3¼ inches across at the base. Since 1970, the glass commemorative has marked the National show event with new embossing for the location and a new color of glass. In 1979, the project continued on by John & Carol McDougald of Sedona, AZ. John and Carol produced the yearly commemoratives through 2009, at which time they donated the production to the National Insulator Association starting with the 2010 commemorative. Any profits made from the NIA Commemoratives go directly to benefit the National Insulator Association, a 501(c)(3).

To place your order online, please visit:
<https://www.nia.org/products/commemorative/>
 We accept PayPal and major credit cards.

Alternately, you can send your order and payment to:
Margaret Wagner
 14615 Skyview Ave.
 Smithville, MO 64089
 (816) 719-0801
commemorative@nia.org

Please make checks payable to "NIA".
 If you have additional questions or live outside the continental United States, please contact me by phone or email prior to your order. Thanks!

NEW COLLECTOR PROFILE

BY JOHN YINDRA ✨ NIA #10026

Greetings,

I'm fairly new to the insulator collecting hobby. I first started going on bottle digs about 5 years ago. A few years back while bottle hunting, I came up on a porcelain insulator with the post still in it laying on the ground near a telephone pole. I kind of knew what it was but didn't really know too much about them yet. I took it home and looked it up online and found out it was a modern insulator. It was a black and tan cable top Chance. That weekend my mother was garage sale hopping and she bought a clear Armstrong CD115 and brought it home for me. That was literally the first glass insulator that started my whole collection. After that I was noticing insulators on poles, on the ground and everywhere I looked. I realized then; That I had the bug.

I started doing a lot of research on them. I bought three books about Porcelain Insulators by Elton Gish and the North American Glass Insulators Identification Reference & Price Guide/Price Guide App by Donald R. Briel. I also joined a few insulator Facebook groups and got to know some people in the hobby. I even started a Instagram page, @InsulatorDude.

I subscribed to Crown Jewels of The Wire magazine and I joined the National Insulator Association.

I live in New Jersey so unfortunately most of the old lines have been converted into rail trails and all of the poles have been taken down.

I really started finding mostly clear and aqua commons in antique stores, flea markets and garage sales. I found an aqua Hemingray Mickey at The Golden Nugget in Lambertville for \$5.00.

I went on a mini vacation in Hawley, PA last year. I found a bunch of interesting looking ones at an antique store in town. I picked up two New England CD 102.4's, two American Insulator Co. CD 105's, about seven NIA Commemoratives and four Hawley insulators. The whole haul of them set me back about 200 dollars total.

When I took them back to the hotel, I took out my handy price guide app and started looking them up. I nearly fell over when I discovered how much they were actually worth.

Last year, I attended my first insulator show in Perkiomenville, PA. I met a lot of people there including the late Claude Wambold who I'm glad I got to say hi to. I didn't really know who he was until recently when I heard of his passing on the insulator Facebook groups. He seemed like a really nice man. I just wish I had known him already and who he was in the insulator community before I went to his show.

I look forward to more insulator shows in the future. It's a great hobby!

Out of all of the things I've collected in the past, insulators are my favorite. 🍷

Sincerely,

John Yindra

yindrajohn74@gmail.com



WHERE'S THE FUN IN COLLECTING INSULATORS?

BY DON BRIEL ✱ NIA #7218

This article is meant to cause you, the reader, to think about where the real fun is in insulator collecting. It will hopefully eliminate any boredom and loss of interest over time. While there are many answers, here are some thoughts that may enhance your hobby experience.

I enjoy looking at all of that beautiful glass sitting on backlit shelves in my dedicated hobby room. But, while enjoyable, it can also get boring in a hurry. For me, that room is also my quiet room, reading room, study room, and a hiding place when all 17 grandchildren are on the loose throughout the house on a rainy Sunday. As I sit back and just look at the insulators it can get rather boring after a short while. However, when I am reading or studying it is quite refreshing to look up and see those gems glowing. Looking at the insulators while reading about the technology and companies behind them definitely spurs my interest. Reading "The American Lineman" book by Alan Drew gives one an incredible feeling for the tough work and hazards behind installing and maintaining those technological icons in their early days. Researching and learning about the Transcontinental Telegraph, the Deseret Telegraph, and other historic lines reveals some very interesting people stories that brought us to today's world of miraculous electrical and communication technology. But by far, the best part of that crowded room are the memories associated with each insulator. So, I guess it is also a room for contemplation of very enjoyable events.

Sitting in that room looking at a single insulator brings back the memories of how it was acquired. What was the story behind it? If it was one found in the wild, where was it found? Who was I enjoying the day with when it was found? Was it a beautiful day of hiking in the Utah mountains?



WHERE'S THE FUN IN COLLECTING INSULATORS?

(CONTINUED)

If it came from a show, whether a large gathering like the Mid-Ohio show or a small backyard swap meet, what interesting stories were heard? Who were all the fine people to visit with? Was time spent with friends outside of the show hours? What other exciting activities did Jeanne and I do as we traveled to and from the show? Some memorable examples include stopping at Niagara Falls on our way to the Mount Bridges, ON show, taking a multi-day trip with fellow collectors through Southern Utah's National parks after the Farmington National show, or visiting historic sites along our many varied routes. Did we stop and visit other collectors along the way? Did we find anything really unusual along the way like Jerry Tidwell's insulator trees in Montello, NV? Were we able to make any new friends? Thinking about the yes answer to any one of those many questions brings back some most pleasing memories for me. That's the joyful part of collecting insulators. Those memories never get boring.

I have to ask myself; When pursuing this hobby, was it the choice insulator I found or the camaraderie of the fine people encountered that provided the most enjoyment? For me, there is no question about what gives me the most pleasure and holds my interest. It is getting out and associating with other collectors. That's what builds the fond memories behind every insulator on the shelves.

When people come to our home to visit, whether an insulator collector or not, it is always fun to spend some time in the hobby room and just visit while they look around. We find ourselves talking about the insulators, but then spending more time just visiting, sometimes for hours!

It's my hope that you have found some value in this short article. More importantly, I hope you are inspired to go on an insulator hunt with a friend or attend an insulator show. Through the social aspect of insulator collecting you will gain a marvelous collection of great memories and make friends for a lifetime, and maybe even find a choice insulator in the process. ▲

Don Briel



1905 POWELL DUFFRYN POWER LINE

SUBMITTED BY JACK NESBIT

1905 POWELL DUFFRYN STEAM COAL CO. POWER LINE

In the UK, the field of early power insulators has barely been explored by most collectors. We have some renowned early telegraph pieces, but what did the very first high voltage pin types look like?

Myself and fellow collectors Richard Serridge, Jake Rideout and Alex Rice have set out to find and hunt the last remaining 'wild' sections of the earliest power lines built in the UK—hopefully to build a picture of how power insulators developed in this country, and to discover first hand some amazing, never before seen patterns!

Our most recent hunts have been in Wales, a country that was full of industry in the early 1900s and has all the right terrain for hunting.

We started by hunting a relatively small line in the Cynon Valley, which ran from a power plant up a steep hillside to a colliery. The line was built by the Powell Duffryn Steam Coal Co. in 1905 as part of a scheme to electrify all of their collieries in the area.

Initially, I hunted the hillside alone while the others were checking out another location. I was zig-zagging my way through the woodland when I spotted something white sticking out of a small stream. I quickly made my way over and pulled it out; a large chunk of an unusual, early European delta! This was an exciting start, as we had no idea what the PDSC Co. had used on their lines until now. Nearby, I spotted a very rusted guy wire bracket which gave away the fact that the line had definitely run this way.



(CONTINUED)

HIGH TENSION INSULATORS


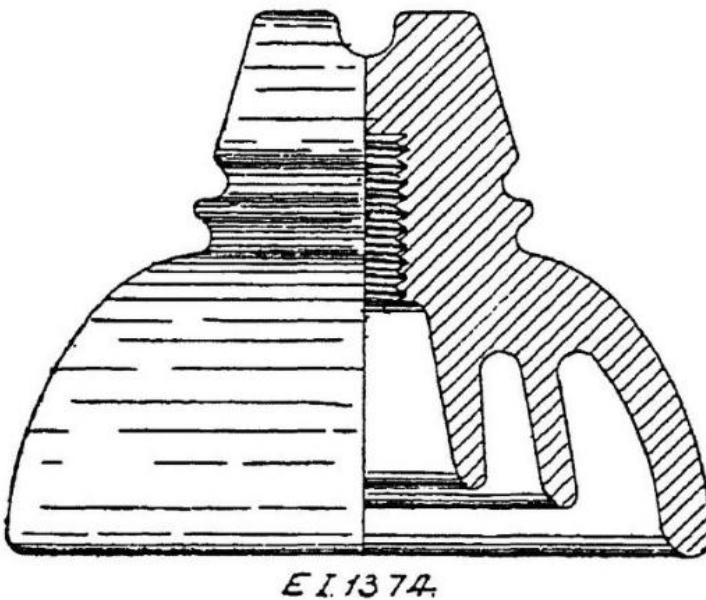
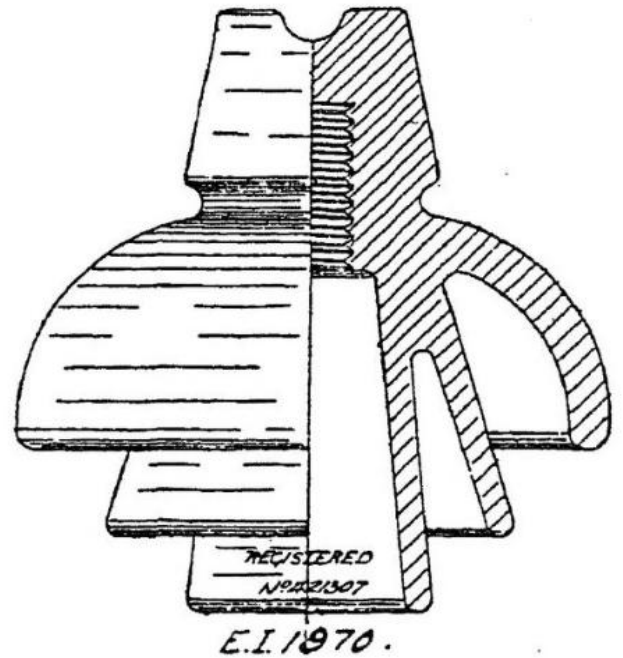
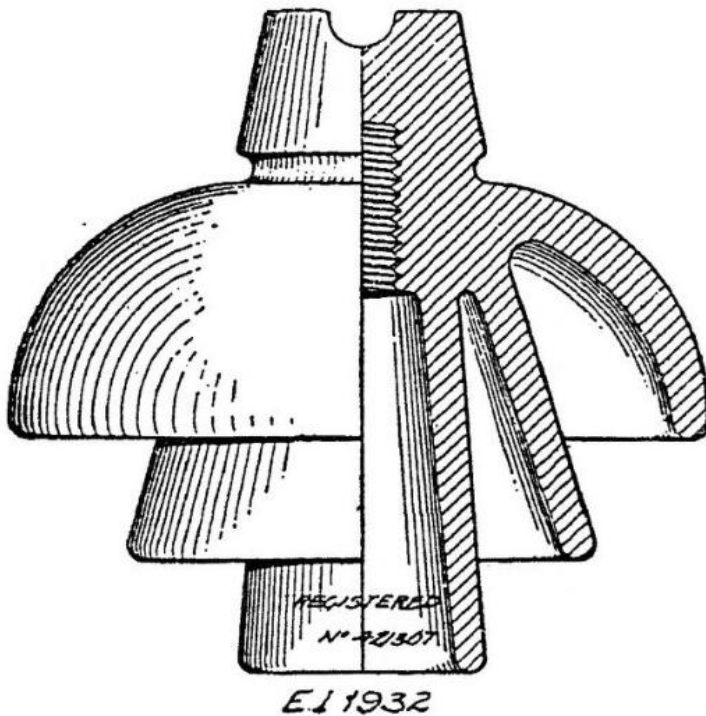


FIG. 90.—Various Forms of Triple Petticoat Insulators made by Messrs. Buller. It will be noticed that in all of them the Surface over which the Leakage Current must pass is made as long as possible.

VARIATIONS OF THE MUSHROOM PATTERN AS PICTURED IN AN OLD ARTICLE FROM AROUND 1910.

1905 POWELL DUFFRYN POWER LINE

(CONTINUED)

I decided to follow the stream upwards to see if any more fragments appeared, and it wasn't long before I noticed some more white pieces sticking out of the ground in a small hollow. Some more pieces of the European type but also, a fragment of the archetypal early British power insulator – the mushroom!

This type was developed between 1900 and 1905 and to our knowledge, whole ones only existed in old photos and drawings. I first found pieces of them in North Wales back in 2014, and have made it my mission ever since to find a complete one.

I immediately phoned the others, and told them what I'd found. We agreed to meet up at the bottom of the hillside and then work our way up, forensically checking the ground around where the line had been.

On my way down I found a few larger fragments of the European type, and near the path at the bottom some interesting brackets with 1950s Bullers deltas attached. These later brackets were from a 20kv double circuit line which ran diagonally up the same hillside.



LATER 1950S BRACKETS DISCARDED ON THE HILLSIDE.



THE TWO MUSHROOMS STRAIGHT AFTER BEING FOUND & THE MINT MUSHROOM AS FOUND, STILL ATTACHED TO THE ARM.

1905 POWELL DUFFRYN POWER LINE

(CONTINUED)

I got a real surprise when I turned around to head down to the path and saw the top of a 'mushroom' poking out of the ground! I rushed over and started to uncover it, the top shed looked whole. I began to prize it out of the ground, but was instantly disappointed when it popped out and revealed most of the lower sheds missing. I was determined for us to find a whole one now!

Once my friends arrived, we decided to spread out and work our way back up the hillside. About half way up, Jake shouted

across that he had found something big. We could hardly believe it when he came walking across holding up an 'arch' type top bracket with a whole mushroom attached! The excitement was unreal.

He took us across and showed us where he had pulled it out, a good distance from the nearest pole site. I was scratching the ground nearby with my foot when I noticed the top shed of something. I knelt down, lifted it up and to my disbelief, out came a mint mushroom – still attached to the channel steel arm.



TWO POLES FROM THE SECOND POWELL DUFFRYN LINE FOUND ON THE HILLSIDE

Seeing a whole mushroom at last was a dream come true, and certainly a very significant find in the world of power porcelain! Both mushrooms are unmarked and probably made by Doulton. They are single piece with a nice uneven white glaze, and have a large $\frac{3}{4}$ screw threaded pinhole.

Not long after this, Alex found a near complete mushroom in the stream bed, only missing its lower shed. We also found a few very old cut off pole tops nearby, from a separate 10kv

line. These ran diagonally up the hillside and were also quite well hidden in the undergrowth—it was a fun little hunt, even though the insulators were later copies of an early small delta pattern.

Judging by how buried everything on the original mushroom line was, we think it was dismantled in the 1930s, soon after the colliery that it served had closed. This had definitely been an unforgettable start to the trip!

1905 POWELL DUFFRYN POWER LINE

(CONTINUED)

In my article I call them the 'archetypal' early British power insulator as they were the first real high voltage pin types to be developed in this country, after oil baths (which were originally telegraph). They are very different to most power insulators which came after them, and seem to have taken some inspiration from the oil bath and from early 'India' types produced by Bullers—which had similar style slot top heads.

From what I gather, they were developed between 1900 and 1905 and the idea was to employ a triple shedded design rather than an oil reservoir, to create a longer leakage path. They are simple, but proved very

successful, and many variations of the pattern were made.

The ones we found seem to be early Doulton & Co. products. They are unmarked with an uneven white glaze, and screw threaded like most power insulators back then. Versions for cemented pins also existed.

The only other place where I have found evidence of this pattern was in a quarry in North Wales. Most were of the same make (Doulton) and others were made by Gaskell & Groucott and stamped with their early logo. All dated to around 1906 when the quarry was electrified.



The Staff of Drip Points Magazine wants to welcome our new Staff Writer Jack Nesbit from the UK! Jack does a fantastic job on writing and is a dedicated hunter and collector of insulators. He also has a great Facebook page that he oversees, the British Insulator Collectors Group. So, if you like British and other foreign insulators, just send in a request to join the group!

Hi Everyone!

I am 24 years old and live in Inverness, in the Scottish highlands. I first started collecting insulators when I was about 16; I began to gaze up at the many different types of insulators on old telegraph poles, and developed a bit of a fascination. After reading through some very helpful collectors websites, I was soon out and about searching disused railways in my local area for classic British insulators like Cordeaux, Varley's and Potheads.

My hunts took me all over Scotland, accompanied by my family on most occasions – who are keen walkers, and enjoy a bit of insulator hunting. In 2014 we made a trip to North Wales to hunt around the old slate quarries, and I discovered my first early high voltage power insulator. I soon found out that the type I found was a completely new discovery in the collecting world, and it sparked a lot of excitement.

After that, I became really interested in early

power stuff, and it seemed like I was one of the first collectors in the UK to avidly hunt for it. What's more, hunting old power lines is very adventurous—and I love being outdoors and scrambling up hillsides where no one else goes!

Since that first find I have researched and hunted many more early power lines across the UK, and some amazing pieces have been discovered. However, despite my power porcelain obsession, I still get out hunting for telegraph pieces now and then, which is always great fun.

Collecting here in the UK never gets boring, and there always seems to be new discoveries and new places to hunt. The community is constantly growing too—I recently started a 'British Insulators' page on Facebook as a hub for the collectors over here, and it's taking off really well.

I look forward to contributing to the Drip Points magazine, and reporting on all of our crazy finds here in the UK! ▲

CD 735 PROFILES

BY MICHAEL TUCKER * NIA #4051



This is a follow-up article to the one I wrote for Crown Jewels of the Wire in April 2018, and we will examine two distinct shape varieties seen in the Mulford & Biddle world. You may have to dust off your cheater glasses but I believe you will be able to visualize what I have discovered once I point out the details of what we are seeing.

The first of two shapes is what I label as the UP Biddle named after the Union Pacific where the vast majority have been found (i.e. along the right of way of the original Union Pacific Railroad circa 1867-1870). The other source for 735 Mulford & Biddles has been from the Collin's Line in British Columbia. Other than these two sources, Biddles being found in other areas has been sparse at best. Personally, I do not know of where else they have been found (provenance) and I welcome any information regarding where else they have been found.

The UP Biddles are found in a variety of colors ranging from pale aqua, medium aqua, dark aqua, green and yellow-green as well as a variety of blue colors ranging from light blue to powder blue, medium blue, teal, cobalt and dark cobalt.

The other shape variety we will examine are what I label as the BC Biddle. I have named these after the region in which many of them have been documented to come from. Most of the Mulford & Biddles NOT originating from the Original Transcontinental Railroad (Union Pacific) have come from the Collin's Telegraph Line in British Columbia. There have been a few of this shape variety that have come from around the San Francisco area.

The BC Biddles are found in light aqua all the way to dark aqua. As well, it is more likely that the Biddles containing impurities, bubbles, amber or carbon, are more likely to be of the BC Biddle variety. I have also confirmed this to be generally true in using old auction sales catalogs.

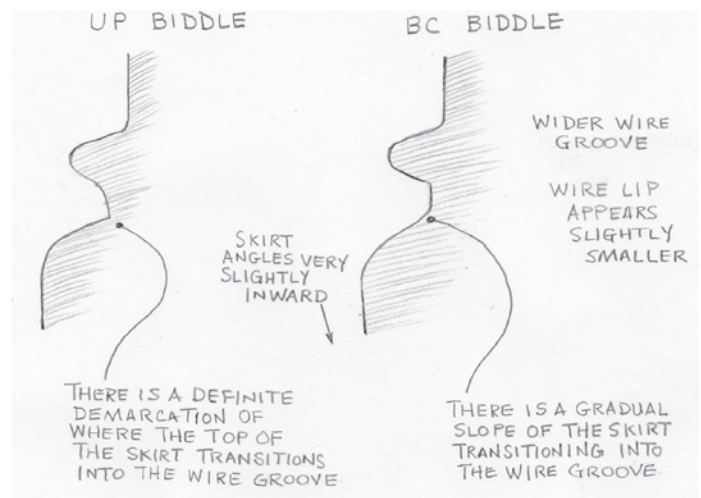
There you have it; these are my observations of 735 Mulford & Biddle profiles (shapes), based on pieces in my collection, conversations with fellow collectors as well as photograph in insulator catalogs, all substantiating my findings. I have also included a couple of charts, drawings and two photographs.

UP BIDDLE

- Narrower wire groove
- Skirt is vertical
- There is a well defined transition from the upper portion of the skirt (what I would call its shoulder) into the wire groove

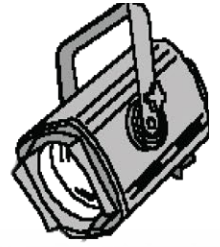
BC BIDDLE

- Wider wire groove
- The skirt angles inward ever so slightly (maybe a degree or two, similar to what is seen with a 735.3 Chester/US TEL CO but not nearly as pronounced)
- There is more of a gradual slope of the skirt shoulder as it transitions into the wire groove
- The wire lip appears slightly smaller than that of the UP Biddle



INSULATOR SPOTLIGHT

IMPERIAL U-938



INSULATOR SPOTLIGHT

IMPERIAL U-938

1 OF 2 KNOWN

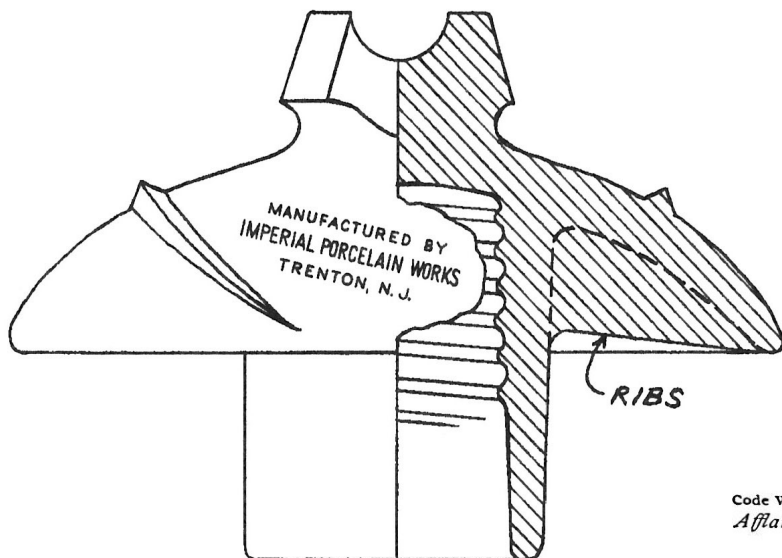


CONTRIBUTIONS BY


JOHN DESOUSA ❖ CHRIS HEDGES ❖ KEN WILLICK
JEFF KATCHKO ❖ ELTON GISH ❖ ZAC MIRECKI

INSULATOR SPOTLIGHT

IMPERIAL U-938



HIGH TENSION PORCELAIN INSULATOR



Code Word. Number. Per 100
Affatus 9367 Diameter, 6½ in. (see page 208 for specifications), \$87 50

Worcester to Southbridge Street Railway Company

In 1901, J. P. Coghlin was awarded a good sum of money to construct a rail system for Worcester to Southbridge, Massachusetts. This included a new powerhouse with the capacity to power systems to add future extensions to Hartford, Connecticut and Providence, Rhode Island. Coghlin contracted some of the best engineers that he could find to design and construct the system.

Coghlin had to have his hands in the project to design his own apparatus, and this included the design of the U-938 insulator. The Imperial Porcelain Company was contracted to manufacture the insulator, for he found that there was a limited number of power insulators that would meet his needs both on design and cost. The insulator was to be a mushroom type which stood a spray test of 40,000V and a dry arcing test of 80,000V. Imperial agreed, and the U-938 was then made exclusively for the Worcester to Southbridge Street Railway at the cost of 27 cents each. 3500 were used to meet both his design and cost. 1300 chestnut poles, about 32 feet high with an average 6 inch top and tapered, with the highest being 60 feet with 10 foot crossarms to support the three phase #4 conductors and cross arm below for telephone circuits, signal, lighting and Anderson-Boston bracket suspension. Another cost factor was the amount of copper that normally ran a DC system, so in his design would be an AC system. This would be the second system of its kind for an interurban rail system in New England, and the U-938 fit well with his design. It consisted of a high voltage, three-phase 35 cycle system that could power his trolleys, lighting, and stations along the way. The Worcester Southbridge line opened in July of 1902.

To date there are only two known complete U-938 Imperials and several specimens found by Ken Willick.

306

Manhattan Electrical Supply Company,

PORCELAIN SCREW INSULATORS. HIGH VOLTAGE.

TYPE, IMPERIAL No. 0.



List No. 8978.

Diameter, 6½ inches. Height, 4¼ inches.
 Surface distance, 8 inches. Groove, ½ inch.
 Test voltage, 45,000. Weight, 2¾ lbs.

List No. Price.
 8978 Per 100.....\$93.75

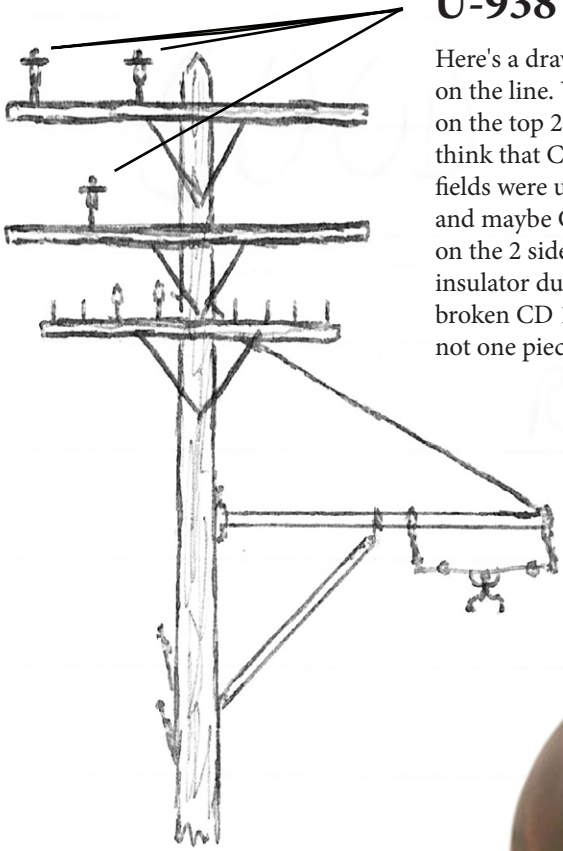


INSULATOR SPOTLIGHT


IMPERIAL U-938

U-938's

Here's a drawing of the pole layout used on the line. You will notice the 3 U-938's on the top 2 crossarms. Ken and Jeff think that CD 121 and CD 102 Brookfields were used on the third crossarm, and maybe CD 102 Brookfields were used on the 2 sidepins. They discovered an old insulator dump which had nothing but broken CD 121 and 102 Brookfields, yet not one piece of porcelain.



Pole Design



INSULATOR SPOTLIGHT

IMPERIAL U-938



Deep Cut was where the cars hit more cows and other animals, so the railway installed fences to prevent delays and deaths.



Hammerrock Pass, located in Charlton, showing the pole construction typical to the railway line.



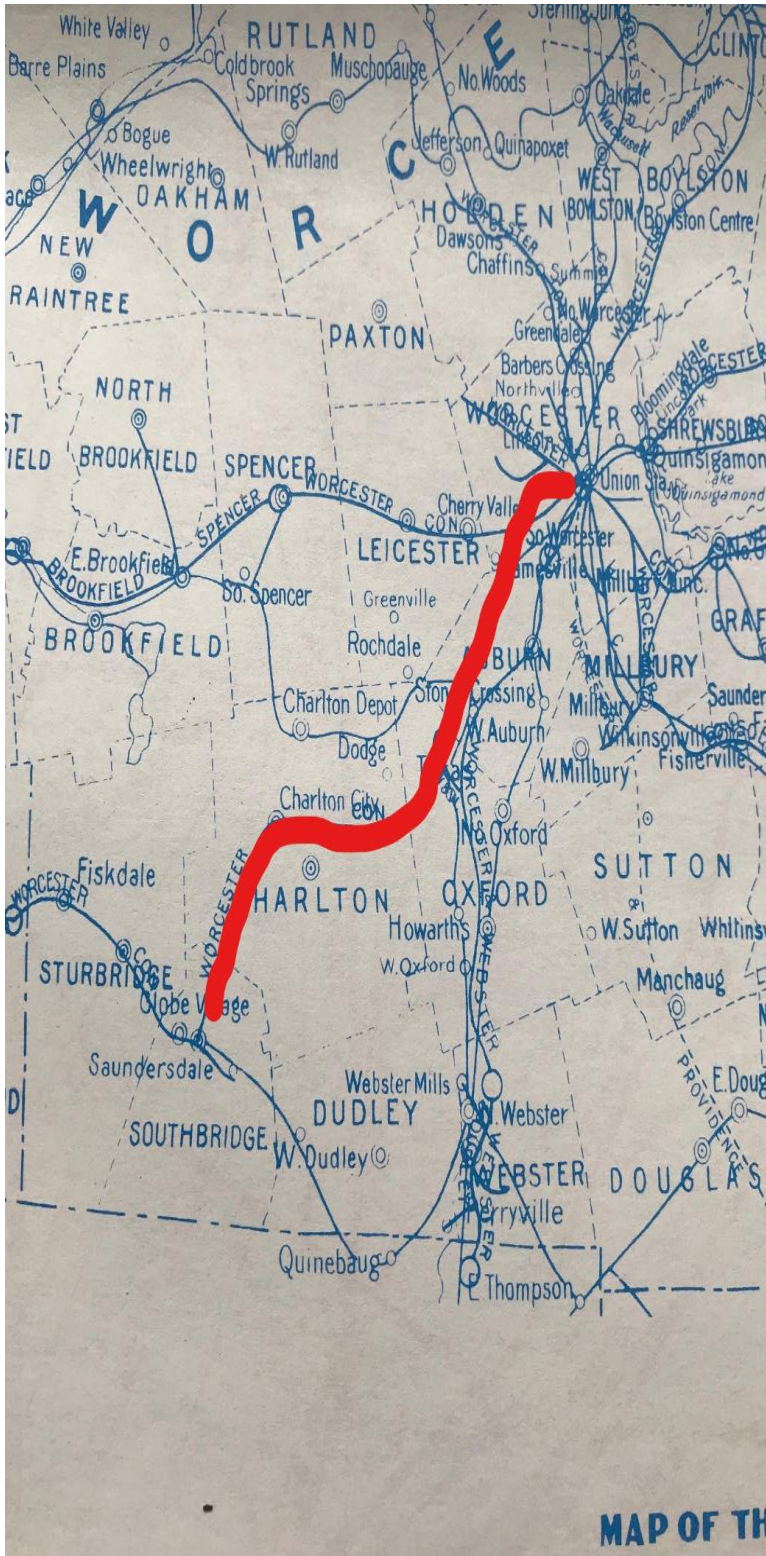
One of the many well-engineered timber bridges on the railway. Here is the crossing over Webster section of the Boston & Albany railroad. The Boston & Albany Railroad opened in the mid 1840s.



This section is known as Hogg's Mill, where the car slowed so that riders could get a glimpse of the Stone Homestead. At this point was a stone tablet with an inscription "Stone Homestead 1753-1902."

INSULATOR SPOTLIGHT

IMPERIAL U-938



A map of the line where Ken Willick and John DeSousa have hunted.



View of the rail line heading toward Bark Brook Reservoir. When the water level is down you can see the original bed on the bottom of the reservoir.




Very little of the original line is visible today. This is a picture of what you might see in a few places if you're lucky to find it.



The rail line comes in from the left where it's so overgrown you would never know it was there. This view shows the old Worcester and Norwich Railway bed where they intersected.

INSULATOR SPOTLIGHT

IMPERIAL U-938



Circa 1903, the Varnished Parlor Car of the Worcester & Southbridge street Railway. Named "Huguenot" at Prospect Park. Motorman, George LaPrade of Auburn is on left. Conductor is unknown.



Postcard from the 1920's showing the type of stations along the railway route. Pictured is the popular stop at Pinehurst on the lake for the outdoor theater and picnics.



All of the shards were found by Ken Willick and Jeff Katchko who have hunted the line. I want to THANK AGAIN John DeSousa, Chris Hedges, Elton Gish, Zac Mirecki, Jeff Katchko, and Ken Willick for helping put this Insulator Spotlight together. I hope everyone is enjoying this new issue feature. 🐾

Doug Rusher

OLD WOOLEN MILL


SUBMITTED BY MICHAEL DELOIA



I've been trying to get access to an old mill in the next town over from me to do a little exploring (urban archeology). It's well posted with no access and under surveillance signs all over it. This past fall I was driving by and noticed a crew with several trucks doing work there. I walked up and asked the foreman if I could walk around he said, "Sure, no problem." It was a lot bigger inside once I started exploring. It's probably several hundred thousand square feet. I saw a couple insulators outside including a set of ramshorns. I was walking through an area with large concrete floor cubbies and an electric motor above set up on an iron rail system for hoisting. I noticed 2 large cloth wrapped wires coming out of it that had been cut at some point. Exploring the dirty cubbies, I saw what looked like a wooden cross arm. When I flipped it over, it had two iron brackets screwed into it with one Roman Helmet still attached. I carefully walked out of the mill with it. I wanted to find the missing piece if it was still there. I checked multiple times over the next couple of months waiting for the crew to show up again. Finally they did, and they were nice enough to let me explore. I went right to the same room looking for the piece, and I eventually did find it. I'm hoping to get a full day in there at some point in the future. ▲

Michael Deloia

AKA The Helmet Hound



ABOVE: ONE OF THE SLIDING BARN DOOR TRACK SECTIONS.

LEFT, TOP: THE ORIGINAL MILL WAS BUILT IN THE 1830'S AND THE LATEST SECTION WAS BUILT IN THE 1890'S.

LEFT, MIDDLE: 2 RAMSHORNS IN THE EVE.


LEFT, BOTTOM: MIKE'S FIRST FIND WITHOUT THE SECOND ROMAN HELMET

MIDDLE: THE COMPLETE ARM MIKE WAS ABLE TO PUT BACK TOGETHER AFTER THE SEARCH FOR THE SECOND CABLE

INSULATOR SPOTLIGHT FOLLOW-UP

BY CHRISTIAN WILLIS * NIA #5185

We got some great feedback from the April 2020 issue of Drip Points Magazine, in which our brand new Insulator Spotlight featured the ultra-rare CD 317.8/313/313/313.1 manufactured by Hemingray for V. G. Converse. Fellow Hemingray collectors Bill Meier and Bob Stahr submitted some additional historical photos and information that I wanted to be sure to share with everyone.



THIS 1906 PHOTO SHOWS THE INSULATOR UNDER TEST AT 198 KV

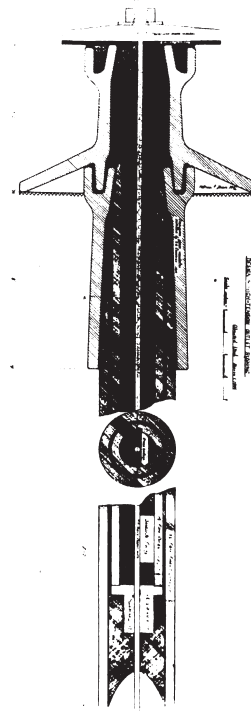


Fig. 18.




Fig. 19.

The above figures appeared in a 1906 University of Wisconsin Master's Thesis by Alvin Meyers entitled "A Ten Thousand Horse-Power Hydro-Electric Installation at Olmsted, Utah, with Special Reference to High-Tension Wiring and High-Tension Outlets." This photo and illustration show the V.G. Converse "middle piece" (CD 313) and "base" (CD 313.1) used as bushings. The estimated cost of each piece was 27¢!

Bill Meier reminded us of the absolute wealth of information available over at reference.insulators.info. For more information on this particular insulator, be sure to visit the following articles:

- <https://reference.insulators.info/publications/view/?id=7339>
- <https://reference.insulators.info/publications/view/?id=3384>
- <https://reference.insulators.info/publications/view/?id=12495>

Special thanks to Bill Meier, Bob Stahr, and Elton Gish for all their hard work making invaluable insulator history like this available to the hobby! ▲



THE MEETING OF THE BUCKEYE CLUB AT THE HEMINGRAY GLASS COMPANY IN MUNCIE, INDIANA.

The Buckeye Club consisted of jobbers in electrical supplies from the states of Pennsylvania, Ohio, Michigan, Indiana and Kentucky.

From Hemingray historian Bob Stahr: "Ralph Hemingray is 4th from left. I believe the person holding the insulator is likely VG Converse. The person to the left of VG Converse is Daniel Hemingray."

SWEDISH U-2027A "NO-TIE"

BY JOHN DESOUSA * NIA #419



Large "no-tie" insulator recently found in Sweden at a farmer's market outside of Gothenburg. My good friend Lars from Gothenburg contacted me with a picture asking if I had an interest in the insulator along with some other Swedish insulators. When it arrived, I was amazed at its size and contacted Bob Berry. It was found to be an unlisted early Swedish insulator and was assigned the U number 2027A.

Discussing my find with Fredrik Höjefält, a collector in Sweden who also has one, said that this no-tie insulator was from the late 1860's to early 1870's, but probably made up to 1890. They were used by the railroads, to carry the thicker and heavier 4 mm iron wire for long distance telegraph. The insulator was most likely made by the Swedish maker Rörstrand in Gothenburg, Sweden. Rörstrand first noted the manu-



facturing of insulators in trade journals and their catalog as early as 1880. Eric Johnson sent me a cut from the Rörstrand 1889 catalog showing the insulator. As of this writing I have only found three U-2027A no-ties in collector's hands.

"Der Telegraphenbau" by L F W Rother had three editions in 1865, 1867 and 1870 on telegraph and insulators with illustrations including the Swedish no-tie insulator. Illustration fig.159 was the first design of the no-tie insulator called the Prussian



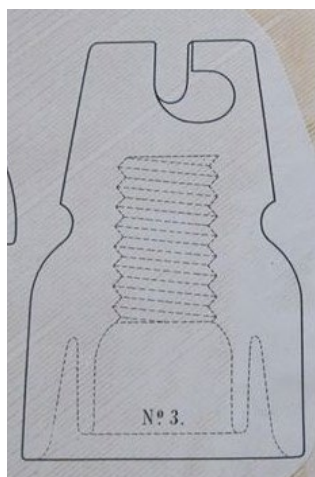
Fig. 159.

Fig. 160.



that was shipped to Demark for a trial run. Fig. 160 shows the improved heavier larger design to be used in Sweden.

Fredrik found an interesting photo showing the no-tie's in service. Mounted on hooks on a pole along a Swedish railway. The caption was; "On top of the pole are 7 of the old-style insulators of the Swedish State Railways, for 4 mm iron telegraph wires".



KANSAS CITY GLASS WORKS DIG

BY RICK SOLLER ✨ NIA #2958

At the Mid-Ohio show on November 1-3, 2019, several collectors of K.C.G.W. insulators brought CD 160s from their collection to compare. Eventually the discussion moved to several collectors talking about going to the factory site and doing some digging. A week later, the trip happened. It was exhausting!

5 a.m. – Friday, November 8, 2019. To make the most of the sun-light, I was up before 5 a.m. which is several hours sooner than I usually wake. I was soon on my way in order to drive the 1-1/2 hours to Arlen Rienstra's home in Crown Point, Indiana. From there, it was a two-and-a-half hour drive to Fairmount, Indiana and the K.C.G.W. factory site, now serving as an auto junk yard along the railroad tracks. At that hour, traffic was light and I made great time, arriving at Arlen's before schedule.

6:20 a.m. – Arlen is waiting for me and glad I'm a little early. I moved my equipment to his truck: A shovel, bucket, hand trowel, car floor mat to kneel on, tape measure, knee pads, 5 layers of clothes, and gloves. I realized I forgot to bring water but Arlen had some. Arlen loaded his truck with his own equipment: A potato fork, mats, machete, knee pads, baggies, work boots, tarp, and energy bars. I didn't realize he had some of these until later in the day. Once he backed his truck out of the driveway, I moved my truck to one side of the drive so that Tina, his wife, could get in and out of the garage without difficulty.


6:30 a.m. to 9:15 a.m. CST – We proceeded south on I-65 to around Lafayette, Indiana and went east into the rising sun on Indiana-26, passing through lots of small towns: Meadowbrook, Monitor, Heath, Petit, Edan Mills, Rossville, Middlefork, Russiaville, Indian Heights, Oakford, Hemlock, Phlox, West Liberty, Point Isabel, and Hackleman. Some were so small, I didn't even notice that we were going through a town at the time but saw them on a map afterwards. I spotted a train depot in Russiaville and thought I saw a vineyard using crossarms somewhere along the way that I made a mental note to check out on the way back.

9:15 CST/10:15 a.m. EST – Somewhere along the way, we crossed into the Eastern Time zone. As we neared Fairmount we stopped for a restroom break and a snack. Approaching Fairmount, we called retiree Gene Hawkins, the third digger of the hunt, to find out where he was. All of us met at the junk yard main office with Gene arriving a few minutes before us. The three of us entered the office to confirm we could still dig in the fenced yard and to ask if the gate was open. A "yes" to both, some small talk, and a "thanks" sent us down the street to the entrance.

10:30 a.m. EST – We parked on the east side of the street outside the lot. From there, all I could see was a twelve foot high steel fence. Entering the fenced area, we took a left turn and headed for the far wall. The thorns blocking our way were thick so Arlen went back to his truck and got a machete. When we reached the far wall, we each picked a spot to start digging.



GENE HAWKINS LOOKS OVER A SHARD OF GLASS DUG BY ARLEN RIENSTRA AT THE K.C.G.W. FACTORY DUMP IN FAIRMOUNT, INDIANA



A PIECE OF CITRINE GLASS. THE PRICE GUIDE LISTS A CD 145 K.C.G.W. INSULATOR IN LIGHT CITRINE.



ARLEN AND GENE TRYING TO DIG OUT AN OPALESCENT HUNK OF GLASS.

KANSAS CITY GLASS WORKS DIG

(CONTINUED)

11:40 a.m. EST – We’ve been digging for over an hour now. My hole is about 15” wide and 22” deep. It seems like I’ve exerted a lot of effort and got very little in return. Roots constantly block my efforts to enlarge or deepen the hole and rocks are constant obstructions. Arlen is doing better than me with a 21” x 27” hole that is also 15” deep. Gene is 20 yards away and probably having similar success. I find lots of coal as I dig and it seems my best finds would be trivial to most collectors: A piece of glass with a “W” on it and a piece of glass that looks citrine in color. I ask Arlen about the color and he indicated that there is a known example of a citrine-colored K.C.G.W. so I have some evidence of another.

Gene is farther down the fence so I didn’t get to see his digging spot. I did notice that he brought a few other tools that would be worth bringing the next time. These included a rake, a large piece of foam to kneel on, overalls, a plastic sorting tray, short pruners to cut roots, various wrenches (not used on this trip). Next time, I would add to this list a hatchet, long pruning shears, and a saw although the machete did have a saw on one side of it.

Afternoon – The early morning hour I awoke and the waning thrill of the dig started to hit me sometime in the early afternoon. Nothing close to a whole insulator was found, digging was tough, I was tired and starting to get hungry. By this point, I spent more time taking notes on the experience and watching a still energetic Arlen dig. The energy bars brought by Arlen helped at this point and I managed to do some more digging but not nearly as diligently. I think it must have been around 2 p.m. when Arlen uncovered an opalescent piece of glass. It took a long time to dig it out with all three of us taking some dirt out from on top and around it. When it was finally out of the ground, it was about 6” in diameter and a few inches thick. It seemed to be glass attached to some firebrick. I thought Arlen would want to keep it but he gave it to me so I was delighted.

3 p.m. EST – We decided to call it a day at this point. I got my stuff back to the truck first before going back to help Gene with all he had. We all then went back to the junkyard main office and thanked the owners, shared what we found, and talked about the hobby. A visit to a local antique store was a nice addition to the day after we left the office. Arlen found some signs and negotiated a deal with the store owner but the rest of us left empty handed. After antiquing, we found a local, non-chain coffee house to eat at. The wait was a little longer than at a fast-food place but the food was good and the rest was welcome. I remember I had apple slices with the sandwich I ate but I think I was so exhausted, I don’t remember what kind of sandwich I had.

After eating (Lunch? Late lunch? Slunch? Supper?), we stopped at the local historical society/museum. They were closed but outside there was a big (8 or so feet wide) slab of glass and some railroad stuff to look at.



THE OPALESCENT HUNK OF GLASS FINALLY LIBERATED!



GENE HAWKINS DIGGING NEAR THE FENCE

KANSAS CITY GLASS WORKS DIG

(CONTINUED)

It must have been around 4 p.m. when Gene went north and Arlen and I headed west into the sunset. On our way, I spotted the vineyard I noticed in the morning but was disappointed that it was not crossarms I saw holding the wires that supported the vines. In Russiaville, we stopped to look at the depot. It was closed and in the process of being renovated. A nearby building had additional displays about the interurban at the back of the property and other local history but it too was closed, so we had to settle for looking in the windows. I did walk to the back and check out the old railbed. There were some poles and insulators there but the insulators were common and broken. Nevertheless, it would be nice to travel back to the area and search the line more fully since the common insulators were clearly replacements.

At home, I did some research on the depot. I found that the line behind the depot was an interurban line that ran from Russiaville to Kokomo to Frankfort to Marion. The line dates back to 1907 although the section in Russiaville was not built until 1910. The depot itself (pictured on the right) was one of the few buildings that survived a 1965 Palm Sunday tornado.

7 p.m.-ish CST – Arriving back in Crown Point, I loaded my tools and finds in my truck and headed home, arriving around 8:30. I left everything in the truck until the next day since I was tired and hungry. Sleep came easily that night.

A few final notes about the hunt are in order. At 1 p.m. EST, I checked the weather on my phone and found the temperature to be 33 degrees. This was actually perfect digging weather. Digging is hard work so a colder temperature is preferred. The cold kept the mosquitos away and prevented the vegetation from hiding the ground. It was a sunny day and we enjoyed it during most of the dig. Toward the afternoon, however, the tall fence we were working near blocked the afternoon sun making the temperature feel colder.

Russ Frank was asked if he wanted to join the dig but he declined. Bob Stahr was working that day so was unavailable. We probably passed by Cole King's house and could have asked him to come along but didn't think of that until after we were coming home. Maybe next time. I've now dug at four insulator company dumps: Hemingray, Canadian Porcelain, New Lexington, and K.C.G.W. Where can I go next? 🐿



HEADING HOME INTO THE SUNSET



RUSSIAVILLE, IN INTERURBAN TRAIN DEPOT ALONG HIGHWAY IN-26



BIG HUNK OF GLASS AT THE LOCAL MUSEUM

ECHOES FROM THE PAST

BY MIKE GREEN * NIA #3175

Echoes From The Past

The west is filled with monuments celebrating historic moments that shaped the lives and fortunes of those who ventured into the vast wilderness. Like following cairns on a long and rugged trail, you can visit these testaments to human endurance and sacrifice. Many of them lie in remote spots where little has changed over the years. Anyone who visits Little Big Horn can attest to the eerie loneliness and isolation that haunts these places. Like ripples on water the echoes of western history spread out across a vast land with plenty of room for the ghosts to roam. It is a place of legends and mystery. A place where truth and fiction often blur. For the first who came it was a difficult journey. Many died along those pioneer trails, their graves a warning to those that followed. Learning that these graves were often dug up by wild animals they began to bury the dead under the wagon ruts so that the compacted soil would make it more difficult for animals to exhume the remains. As the years passed many who ventured west rolled right over those who died trying. And so it was, the west slowly being built on the sweat, toil, and bleached bones of those who had come before. When the railroad finally came it was a triumphant moment in westward expansion, but it came at a high price both in dollars and in lives. Thousands of workers died as the tracks were laid mile after endless mile. The railroad birthed one way of life and destroyed another. Whatever claim the Native Americans still retained in these lands were soon buried under the ash and cinders of progress. The monuments to the great Pacific Railroad endeavor have a loneliness all their own. Promontory Point sits in an open and desolate valley. The two or three modern buildings that stand there are in stark contrast to the surroundings. The Ames monument in Wyoming is just off I-80 but rarely visited. It marks the high point of the Transcontinental Railroad from a lonely hilltop. The large pyramid seems somehow out of place like a tomb from some forgotten civilization. These are harsh, difficult places. Even to this day much of the west the great railroad crossed remains sparsely populated. Searching along the old railroad grade can be full of surprises and occasional treasure. On one recent journey Sean, Duke, and I came upon one of the west's many lonely monuments. A solitary monolith on a barren plain that led to a powerful and tragic story. A story that would symbolize the struggles faced in this land and the price so many paid.



OREGON TRAIL WAGON RUTS STILL VISIBLE NEAR FT. LARAMIE, WY



THE AMES MONUMENT KEEPS SILENT VIGIL

Hell On Wheels

Before a single piece of track was laid, the Transcontinental Railroad already held precious cargo. It carried the hopes and dreams of a weary nation that had just endured a bloody civil war. It represented the fulfillment of Manifest Destiny and the taming of the great west. When westward expansion caught fire during the 1848 California gold rush it required 5 months of misery to get there. The railroad meant that journey would take a week. The Transcontinental Railroad became the technological marvel of the 19th century. It was the first major endeavor to be subsidized by the U.S. Government. With the Pacific Railroad act of 1862 and more acts that followed both the UPRR and CPRR would be paid large amounts for every mile laid. When work began there was very little between Council Bluffs and Sacramento. It was a blank slate and the men who ran the railroad had tremendous power over everything in their path. That power brought greed and corruption into the mighty endeavor. After a power struggle a known stock manipulator and scoundrel, Thomas Durant took charge of the UPRR. He knew every trick in the book and saw enormous profit potential during construction. Being heavily invested in Omaha, one of his first acts was to make Omaha the official starting point instead of Council Bluffs. Being paid by the mile he changed the start of the route and took a detour south to add miles and dollars—all this occurring before a single rail had been laid. By July 4th, 1865 not a single mile had been completed. When at last construction began Durant came up with more schemes to reap rich rewards. The greatest of these was the Credit Mobilier. The Credit Mobilier was formed as an independent company that the UP would hire for construction and contract management. The UP directors (who were also investors in Credit Mobilier) funneled money through the company at inflated prices and pocketed the difference. Several members of Congress accepted cash or shares from Credit Mobilier for favors regarding the railroad. When the scandal was fully exposed years later it nearly sent the UP into bankruptcy. Another scheme involved buying up land ahead of the railroad then reselling for profit when a town was conveniently planned there. Despite the money-making schemes, the railroad pushed on and the race between the UPRR and the CPRR captivated the nation. Durant relied on two

ECHOES FROM THE PAST

(CONTINUED)

former Union Generals to keep the construction moving at a brisk pace. Grenville Dodge was head engineer in charge of laying out the best possible route. Jack Casement was construction foreman and knew how to get a full day's work out of his men. A large portion of the UPRR workforce were Civil War veterans and they respected and worked hard for Casement and Dodge. As construction progressed, the end of the line often became the site of a hastily built town at the end of the tracks. These shady denizens would be filled with alcohol, prostitutes, and gambling. They were so wild and out of control that "Hell on Wheels" became the term to describe them. The conmen who ran these towns and establishments aimed to take every dollar the workers had earned and then, further down the track, would take it all again. The vices these towns offered often led to violence with little or no law around to control it. One of the first Hell on Wheels towns was North Platte, Nebraska. In 1866, Maj. Henry Parry wrote: "At North Platte, they were having a good time gambling, drinking, and shooting at each other." Such was the life of a UPRR worker. Many of those Hell on Wheels towns are gone but some survived to become cities that are still here today.

In 1867, Grenville Dodge made the decision for an important stop along the UPRR, naming the new town Cheyenne. The town of Laramie further down the line had a respectable start but lawlessness reigned, causing the newly elected Mayor and most of the government officials to resign after only six weeks. The town ended up being run by a former gunfighter named "Big" Steve Long and two other conmen. They ruled with an iron fist, stealing land from many ranchers until a committee of vigilance was formed in 1868 that rounded all three up and hung them. During 1868 and 1869, both railroads built at a furious pace. To help make sure the two would meet further into Utah, the UP enlisted the help of Brigham Young and hundreds of Mormon workers. Young was more than happy to help, knowing the railroad would bring more commerce and attention to the Salt Lake Valley. The UPRR and the CPRR finally met on May 10th, 1869 in an iconic pilot to pilot moment that will live forever in U.S. history. The great achievement brought huge profits to Thomas Durant, UP officials, and certain members of Congress through the Credit Mobilier. Meanwhile, most of the Mormons and many of the UP workers who had helped finish the railroad were never paid.



UPRR WORKERS



UPRR CONSTRUCTION CREW



HELL ON WHEELS TOWN



HEAD ENGINEER GRENVILLE DODGE



FIRST TRAIN ARRIVES IN LARAMIE 1868



EARLY UPRR TRAIN DEPOT



THOMAS C. DURANT

ECHOES FROM THE PAST

(CONTINUED)



SEAN'S FIRST THREADLESS



SEAN MAKING FRIENDS



MAMA AND BABY



SEAN AND DUKE OUT HUNTING



UNTOUCHED FOR 150 YEARS



ROSS AND SEAN UNEARTH A GEM

Sean was only 9 or 10 the first time we searched along the old UPRR. Spending long, windy, dusty days along the old grade is not easy but he never complained. He has had a love for adventure since he was old enough to walk. He just enjoys being outside with nature and new things to discover. Finding bits and pieces of history fascinated him. A marble, a strange piece of metal, an old bottle, it was all cool to him. Arrowheads, fossils, and interesting rocks were just as much fun to find as an insulator. Searching for a telegraph insulator was always the goal, but all the other unexpected surprises are just as much fun. On one outing, we found a large Ammonite fossil that we still have. On another trip we found a mama and baby Horny Toad which was just amazing. We've been chased by huge storms with lightning crashing all around us. It is all those kinds of moments that make the quest even more worthwhile. When at last we each found our first whole threadless insulator it became part of a bigger story filled with wonderful images and memories. My first threadless came only a

quarter mile or so from a spot where I found a killer spearpoint. Talk about a contrast in two different cultures. It is the whole experience that makes the journey so worthwhile. Sean and I also often pass the time coming up with different contests and games. We have had many epic rock throwing competitions in the middle of nowhere. On one adventure we discovered the proper consistency cow pie can be speared by a walking pole and tossed a good 20 yards. I have been the victim of several sneak attacks since. Then there is the ring toss game. All along the grade you find these large 3 inch or so diameter washers. Pick one up with your walking stick and toss it at your partner who tries to catch it by spearing it with his walking stick through the center hole. Sound difficult? You have no idea. Be careful; if you miss, these things are real knuckle busters. On our last outing I'm proud to say the old man won 2-0. Our adventures have become a wonderful tapestry years in the making. I wouldn't trade those memories for anything in the world.

Memories


ECHOES FROM THE PAST

(CONTINUED)


A Loyal Companion

The first chase must have been at least 200 yards; by the sixth or seventh chase, he decided 30 or 40 yards would suffice. Chasing jackrabbits became one of the many ways Duke would entertain us as we walked the high plains of Wyoming. For the past several years, Duke has been Sean's loyal and loving companion. He has joined us on every adventure since coming into our lives. He is an extraordinary animal that showed signs of high intelligence from early on, and was at the top of his puppy training class. By the time he went through advanced training, we knew we had something special. Whether hiking on a mountain trail or exploring the old grade he can be off leash without worry. For every mile we walk, he easily does two while gleefully exploring the sounds and scents of the high desert. When Sean and I occasionally walk on opposite sides of the grade, Duke runs back and forth between us endlessly making sure his "pack" is safe. He is always on alert looking for critters along the way. He has flushed out birds, lizards, prairie dogs, snakes, antelope, and even a mountain lion! I'll never forget watching the big cat run out of a thicket with Duke in hot pursuit. Luckily, he broke off the chase when told and returned


looking very proud indeed. He just loves any kind of adventure, especially something new. He even gets excited going to a hotel. He wasn't too sure about an elevator the first time, but quickly realized it was just part of the fun. At one of our stays the girl at the front desk fell in love with Duke and told us to make sure and come back. He just has a great personality and learns new things very quickly. About the only thing we haven't been able to teach him is how to locate insulators along the trail. I promised him double steaks if he found us a cobalt, but bunnies are still of greater interest. Our last outing along the old grade was very special because we might not get another chance. We nearly lost Duke recently to internal bleeding from a ruptured spleen. An emergency operation saved him, but the cause of the rupture turned out to be a very aggressive form of cancer. For the moment Duke is doing well and we are enjoying every moment we can get. Sean brought that adorable little puppy home a little over seven years ago and he ended up changing all our lives for the better. We have been so blessed to have this amazing animal. I hope there is a special place in heaven for dogs like Duke. Somewhere with big grassy meadows and lots to explore. Somewhere where the jackrabbits are unusually slow and easy to catch.



BEST BUDS



DUKE EYES AN ANTELOPE



DUKE AND A HORNED LIZARD FRIEND



ECHOES FROM THE PAST

(CONTINUED)

Rhapsody in Blue

It was a beautiful day setting out on a new section of the original UPRR. Always hopeful, we began scanning the ground in that eager search for a glint of glass. Only a brief time had passed when Sean suddenly lit up like a Christmas tree. It had been a while since I had seen him that animated so I knew it had to be good. Arriving at the spot it was easy to understand the excitement. There, like a jewel glimmering in the sun, was a cobalt Mulford and Biddle! For just a moment it felt like finding the Holy Grail. Exhilaration ensued as it appeared it might be whole, but the joy subsided slightly when closer inspection revealed it was a little over half there. Despite that we were overjoyed. We have found 20 to 30 cobalt chips over the years but a perfect half that even stands on its own! As you can imagine, this really got our hopes up for the rest of the hunt. If we had found half a cobalt in the first quarter mile, what would the rest of the day have

in store? Pumped up from the find, we carried on in hopes of more booty. As the miles and hours passed, we did find some more cobalt chips, but nothing else matched the exciting early discovery. When we finally turned around the azure skies were yielding to menacing dark clouds, and a storm soon followed. Luckily, the worst skirted us as we made our way to the vehicle, still scanning for hidden treasures. The turbulent skies and remote setting made it easy to imagine how it must have looked 150 years ago. The thought of telegraph poles topped with cobalt Mulford & Biddles as far as the eye could see is something I'd love to go back in time to witness. When the Transcontinental Railroad was completed in 1869, the telegrapher at Promontory Point simply sent the message "Done" to a waiting nation ready to celebrate. It was very special knowing history likely traveled across Sean's little blue treasure. The drive back to the hotel felt a bit more satisfying and the day we had shared together would never be forgotten.



SEAN WITH SOME NICE FINDS



ALAS POOR YORICK




SEAN SLINGIN YOU-KNOW-WHAT AROUND

ECHOES FROM THE PAST

(CONTINUED)

A Lonely Monument

Near the end of the road we spied a small grove of large cottonwood trees. Closer examination revealed a majestic pair of nesting bald eagles. We walked over for a closer look and were quickly greeted by shrill cries of warning from one of the eagles. The impressive raptor assessed whether we were a threat and, after a brief period, no longer seemed concerned. One eagle flew some circles overhead while the other returned to the nest. No longer seeing us as any sort of danger, we felt comfortable just watching them for a little while. We marveled at the freedom and beauty of these magnificent creatures. This remote spot was their domain and we did not linger long. Our focus changed to the old grade just down the hill and another journey back in time. In the more remote sections, very little has changed over the last century and a half. The rails and telegraph poles may be gone but the overall feel is just as it would have been back then. Endless expanses of sagebrush silhouetted against distant hills. In places you can see the grade laying out before you for miles. Images of a steam engine coming down the track inspires awe. Such amazing history. Of course, there is one sad aspect as well. More than any other thing, the coming of the railroad meant an end to a way of life for many plains Indian tribes. For centuries the Buffalo culture followed the great beasts as they roamed freely across the plains. This way of life had already been greatly compromised but the railroad would have a more drastic effect. The tracks disrupted the migratory patterns of the buffalo and thousands were needlessly slaughtered by hunters. As the future started looking bleak to many Native Americans, some resorted to violence. Advance scouts for the railroad became targets for ambush and many were killed. After repeated calls for help by the railroad, General William Tecumseh Sherman finally decided something had to be done. More troops and a hardened attitude toward the Indians led to the start of Indian wars that would last for years to come. Sherman was once quoted as saying: "The more we can kill this year the less will have to be killed the next year, for the more I see of these Indians the more convinced I am that they all have to be killed or be maintained as a species of paupers." It is difficult and complex history that defines the west. A struggle of those who came to tame it and those who fought to keep it. It's easy to think about those struggles as you walk along the old grade. The railroad was technology and power the native people could not comprehend. Sean, Duke, and I were in search of a piece of that technology and history in the form of a telegraph insulator. After a couple miles, we reached the location of the famous Wilcox Train Robbery. In the wee hours of June 2, 1899 members of Butch Cassidy's "Wild Bunch" gang held up the Union Pacific train just west of the old town of Wilcox. Medicine Bow received a telegram later that morning stating: "First section No. 1 held up a mile west of Wilcox. Express car blown open, mail car damaged. Safe blown open: contents gone". Debate goes on as to whether Butch Cassidy was part of the robbery but there is little doubt his gang was involved. Around \$30,000 was stolen which was a huge amount in that day, making it one of the most famous train robberies of the Old West. The robbers made their way to the Hole-in-the-Wall and quickly dispersed. Three of the members were tracked by a posse led by Sheriff Josiah Hazen, who was mortally shot in a shootout. The search for the robbers would



BALD EAGLE WARNING US NOT TO COME TOO CLOSE



BUTCH CASSIDY AND HIS GANG



DAMAGED CAR FROM THE WILCOX TRAIN ROBBERY

ECHOES FROM THE PAST

(CONTINUED)

last for months and years to come with several wild stories associated. Legend has it that many of the bank notes stolen had been damaged from blowing the safe, making them easy to spot as they resurfaced for years to come. Robert Parker, alias Butch Cassidy, and Harry Longbaugh, aka the Sundance Kid, headed for Argentina where they were killed in a shootout in 1908 after robbing a silver mine payroll. Very near the Wilcox robbery site we found a pretty nice Mulford and Bidle specimen and a mint purple bottle. It had been a very good day. On our way back to the vehicle, something unusual caught our eye. Like a lost soldier on a battlefield, a slender, solitary stone stood out on the open plain. As we arrived at the stone we found it had a small metal plaque on its side which read: "In Memory of Alice Eloise Marlow, Born Nov 12 1925, Died Oct 30 1932, Found here froze to death."



I looked around me at this barren, remote place and felt profoundly saddened. Something inside beckoned me to find out more about this lonely monument and the little girl who had perished here. A day that had started with eagles had ended with a mystery. Over the next few weeks I would investigate the mystery further. Finally, research led me to the University of Wyoming Library in Laramie. I was able to get some copies of original news clippings. The articles stated that Little Alice had followed her father, Benjamin Marlow, out to help with chores as a fierce winter storm approached. Fearing for Alice and with more work to do, he told her to return to the house. Unfortunately, the storm hit with blizzard conditions before Alice made it home. She became lost and disoriented in the storm. When the family realized Alice was missing, an all-night search was launched with the help of other residents. Sadly, her frozen body wasn't found until the next morning. That tall, lonely stone we found on our hike marked the tragic spot. Adding to the tragedy the mother, Fannie Marlow, who had taken part in the all-night search became ill and died of exposure and grief four days later. The two were laid side by side at the Marlow Ranch. Of all the stories I have heard and come across in the high plains of Wyoming, none touched my heart like this one. Imagining Benjamin Marlow left to raise a family after losing his wife and a daughter. The story gnawed at me inside and I knew there was one more thing I needed to find. I wanted to see little Alice's face but finding a picture wouldn't be easy. Many days and hours of searching led me to an obituary for Alice's brother Samuel Marlow.

That eventually led to a phone number that I nervously dialed. Samuel's wife Diana answered and I explained my journey from the lonely stone to newspaper clippings, to ancestry reports, to an obituary, and finally to her. I could not believe the kindness she showed me. Not only did she offer to help me with a picture but shared other stories about the family and the hardships they endured. I learned that the Marlow ranch house had been built using wood from the original Wilcox train depot! The ranch lay very close to the old UPRR grade. I also learned that the tragedy had a long lasting and difficult effect on the family. To this day it is a very sensitive issue for some family members, and understandably so. I found out that Benjamin had been a fine father to all of Alice's brothers and sisters after that horrible ordeal. I also had the wonderful opportunity to speak with Alice's little sister Cassie. She was also very pleasant and kind to me. She shared some stories and offered to help. It came to light that the newspaper accounts were not entirely accurate, but I was asked to keep that private and that I shall. I think what I have shared is acceptable to the family and I respect what this means to them. I just felt compelled to share Alice and Fannie's story and let them know they are not forgotten. Their story is a thousand stories, ten thousand stories. It is the struggle of those attempting to tame the harsh, unforgiving western wilderness. So many perished fighting disease, Indians, the elements, starvation, and so much more. Many of their stories will never be told. With this story I wish to pay tribute to Alice and Fannie, but also to the countless lives who took on the challenge of taming the west. These were hearty men and women who toiled against the odds to stake a claim in the western dream. Near the old Town of Carbon lies a cemetery filled with souls who worked and fought hard for those dreams. One thing you'll see a lot of in old west cemeteries are the graves of children. Many died at birth or within the first few years. One headstone had the following inscription:

"Call them dead but not forgotten. Though their curls as bright as gold, no longer will be seen among us and their faces loved are cold. They have passed the dreary river and upon the other shore, they are resting waiting for us safe with Jesus evermore."

I couldn't help but think of little Alice and her mother. They too were victims of this harsh land. I would like to thank the Marlow family for their kindness in allowing me to share Alice and Fannie's story. It truly touched my heart.



GRAVESTONE IN CARBON CEMETERY WITH INSCRIPTION

ECHOES FROM THE PAST

(CONTINUED)



ALICE MARLOW WITH HER BROTHER SAM



FANNIE MARLOW



A BALD EAGLE SOARS NEAR ALICE AND FANNIE'S RESTING PLACE

The days out hunting with Sean and Duke are cherished beyond measure. Getting away from the city to explore these wide open places refreshes the soul and puts things in perspective. The adventures and laughs we have shared weave a tapestry of wonderful memories to enjoy for years to come. Being out there together, father and son, is a special time. We share a mutual love of history, nature, and exploration. During our journeys we often think about the hearty men and women who made their mark upon this land. Brave souls who chased their dreams into an often cruel environment. The wide open spaces provided a sense of freedom—an opportunity to shape your own destiny.

Those that braved this land knew the dangers but forged ahead anyway. They paved the way for those who followed and helped to build our nation. The west can be a harsh and unforgiving land but it is also a place of great beauty. Its mountains, its canyons, its open plains, inspire awe and beckon those yearning for adventure. It called to the boldest and bravest who dreamed of settling and taming the vast western wilderness. For many, the dangers of this dream proved too much and we honor those who lost their lives in that great endeavor. The west is still filled with the cries and echoes from the past. They come in softly on a gentle breeze and if you stop to listen, you can hear them still. 🏹



SWEAT EQUITY: ANATOMY OF A COLLECTION PURCHASE

By Bob Machann (For Sara)

Many times, I've read about collectors who were able to purchase dormant collections from non-collectors. These collections are often brought to shows and even to Nationals and Springfield. In 2017, such an event happened to me. Here's how it went down.

It all began a few days after Christmas 2016, when fellow LSIC member John Hall forwarded some emails to me about a collection that had come available here in Houston. There were eight photos in all. The glass shown was mostly plain, but not all. One of the CD 152s I saw had a slightly different color. I also spotted a dark teal CD 121 toll and at least two nice ice blue CD 168 Hemingrays. As for porcelain, this collection had a large number – as many as fifty – of Hi-Top power insulators. Although they looked good, the sheer number of them concerned me. The cherry on top was in the corner of one photo – a large multipart! That and the ice CD 168s would be sweet additions to my collection.

I got in touch with the seller via phone and email about the collection, and we briefly discussed it. For some reason, we weren't able to meet up right away. On Memorial Day weekend, I called the seller again. He told me where I could see a large part of the collection. I grabbed a pen and took down the directions on the backside of a grocery store coupon.

The following Saturday was June 3, a hot day in Houston. That afternoon, I drove down to Park Place, an old neighborhood tucked between Gulfgate and Pasadena on Houston's southeast side. The house I was seeking was only three miles north of our club's show room at the Hobby Airport Marriott.

The seller's directions led me to a bungalow on Findlay Street. A car was in the driveway, so I pulled in and parked behind it. A faded Houston Rockets sign hung in the front porch windows as I walked up to the house's very old front door. When the seller opened it, I introduced myself. The seller then led me to a back bedroom, where there was a bed, two nightstands, and three chests of drawers. Two of the chests were the vertical tallboy style. The third was a low credenza dresser with a big, long mirror across its top. A dusty green rug lay underneath the bed. A splotchy gray stain on the ceiling hung over the credenza dresser.



HERE ARE THE TWO LARGE MULTIPARTS AND TWO OF THE TWO-PIECE MULTIPARTS IN THE BED OF MY TRUCK.

It was here that I saw part of the insulators. The tops of a tallboy chest, one nightstand, and the entire floor next to one side of the bed were covered with porcelain insulators, most of which were Hi-Tops. I've had U-784 Locke Hi-Tops in my collection since 1991, but these were huge U-802 Hi-Tops. In a corner were two cardboard boxes filled to overflowing with porcelain insulators. Although the ice blue CD 168 Hemingrays were nowhere to be found, I did see a pale aqua CD 154 Whitall Tatum, a near-clear CD 154 Maydwell, a cobalt-glazed U-290 signal, and a dingy but very cool U-158 Thomas beehive among the many fog bowls and Hi-Tops. A sky-glaze Pinco L-3234 strand separator insulator was an oddity atop one of the tallboy chests. On the other side of the bed were not one, but two large multiparts.

All of this was in a closed-up bedroom with no ventilation. The window air conditioner in the living room was in high gear, but unfortunately, none of that chilly air was wafting back to the sweltering bedroom. Needless to say, my shirt and jeans were getting sweaty as I perused this collection.

I was having quite the adventure, and the seller seemed to enjoy showing off the insulators. We disagreed on a purchase price, however, so I promised the seller that I would show the collection photos to other collectors as I was leaving.

I made the promise, so I stuck to it and made mention of the collection on the ICON digest, although I felt blue about missing out on the ice CD 168 Hemingrays and the big multiparts. Three readers – one of whom was fellow LSIC member Bob Berry – responded. I sent the photos from the seller, but none was ultimately interested.

The collection remained at a standstill until Friday, September 29. At 8:53 that evening, the seller called me on my cell and asked if I were still interested in the insulators. I indicated that I was, and the two of us agreed to meet at the Findlay Street bungalow on Sunday, October 1.

When I returned to the bungalow that Sunday, the seller's pickup truck was in the driveway. The bungalow's side door was open, and the seller was waiting for me. Just inside this side door was another door that opened into the back bedroom. This door had been closed back in June.

In the bed of his pickup was the remainder of the collection, which we transferred to my pickup bed. The seller showed me many of the boxed insulators as he went along, among which was a clear CD 257 Hemingray and two of the brightest Hemingray blue #42s I had

SWEAT EQUITY

(CONTINUED)

seen. There was also an upgrade to my CD 152 Hemingray with a dome 5. When we were finished with these boxes, the seller told me that his daughter wished to keep one of the glass insulators and asked me which of these was valuable. I already had at least two clear mice in my collection and didn't need another, so I sacrificed the mouse. Besides, I felt the daughter would appreciate the quirky shape. I also informed the seller that the mouse was made in Muncie, Indiana.

After this, we began to pack up the insulators from the bedroom. Although it was now October, that bedroom was still plenty hot, and I sweated another shirt. The two large multiparters were still next to the bed, and we gingerly loaded them into my pickup. I also picked up a handful of nearby two-piece multis, three of which were situated on a built-in wooden boot-and-shoe rack in the bedroom's closet.

We packed my truck bed until it couldn't hold any more. Trouble was, there were still plenty of insulators on the floor beside the bed. The seller looked askance at my regular cab truck. It was getting late, so I partially paid for the collection and agreed to pick up the remainder soon.

Afterwards, I hit the road for home. Park Place was just south of the Loop 610 onramp. I took it and drove the insulators – multiparters and all – over the high Sidney Sherman Bridge to my place. I brought the two big multiparters through the front doorway into my house as the sun was setting.

I was glad to score the collection, no doubt. Still, what I had was way too many boxes to store at once, so I had to call in some storage reinforcements. After a couple of phone calls, I paid a visit to a local storage facility that had small indoor units. I was issued locker E161T. The T stood for top, so this meant I had to use my ladder from home to get all the heavy boxes inside. I was leery of the locker's thin metal floor at first, but it held the approximately three hundred pounds worth of insulator boxes just fine.

On Saturday, October 14, I returned to Findlay Street to pick up the last of the insulators. I brought along a roll of duct tape, a pair of scissors, and some secondhand boxes. Once again, I sweated another shirt as the seller and I tackled the last pile of insulators in the bedroom. These included twenty to thirty U-802s, a U-860B sky-glaze fog bowl, a pumpkin U-833 Lapp 5841, and a two-piece multi with a rather nasty flashover burn on it. I carefully took the U-833 out to my

pickup to keep it from the other insulators. Although we didn't fill the bed this time, there was little room left.

Afterwards, the seller showed me numerous items around the bungalow that were for sale. In the rear sunroom were numerous knick-knacks, some Coke bottles, and a piano. A cabinet in the living room held a large number of LP records. The furniture in the bedroom was available. A drawer in one of the tallboy chests had the name of a


Little Rock, Arkansas furniture company, while the other tallboy chest had a pair of 1970s Kmart binoculars in one of its drawers. The seller even showed me a rototiller that was stored in a metal shed in the bungalow's back yard. When we were through, we shook hands, and I took the boxes over the Sherman Bridge to the storage locker.

In a side hallway of the storage building, I rummaged through these latest boxes from the bungalow before putting them away in the locker. Along the way, I encountered the flashed-over multi I had noticed and packed just a couple of hours ago. While holding this multi under the fluorescent glow of the hallway lights, I spotted a large, round logo. Although it was almost unreadable under the dark glaze, the quarter-sized logo was too big to be a Locke logo. I made a mental note to hold on to this insulator.

Chris Hernandez and I had been in email contact about the Hemingray 42s in the collection. He wanted these, so I took eight boxes from the locker containing these and some of the porcelain to the Garland show on October 28. During the show, I used some of the show floor space to search the boxes I brought. I probably looked ridiculous to passersby as I dug through one box after another

on the show floor, but we collectors live for this stuff. As I went along, Bob Berry gave me tips on what insulators were potentially salable and what were giveaway pieces.

On November 18 and again on November 25, I went to the storage locker to sort the remaining boxes, using what I learned at Garland. The U-802s were mostly Locke and incuse Victor examples, but not all. One of the Victors had a cool, yellow underglaze ink stamp, as did a Westinghouse example. I also spotted a U-802 from Ohio Brass and another from PP and kept these two.



THIS IS THE STORAGE LOCKER I USED.



A FEW OF THE U-802S AND SOME OTHER PORCELAIN ENJOYING THEIR LAST DAY IN THE STORAGE LOCKER.

SWEAT EQUITY

(CONTINUED)

On December 9, I took eight more boxes to the LSIC Christmas swap at Bob Berry's house. In the boxes were mahogany and chocolate U-802s, two Ohio Brass hog livers, and a two-piece Locke multipart.



LOGO SUPPLIED BY ELTON GISH AND USED WITH PERMISSION

Although a couple of collectors asked about them, the insulators didn't sell.

The news was not all bad, however. Elton Gish had come to the swap, and I had brought along the flashed-over multi with the round logo. Once I brought it out into the sun, Elton immediately recognized the logo. It was a Franklin! I helped hold the multi against Bob Berry's fence gate in the sunlight while Elton caught a photo of the logo on his phone.

When the swap was over, Steve Clark expressed an interest in the insulators, so I packed them back in my pickup bed, and we took them back to his place in Magnolia. Unloading the boxes from my pickup bed, we sat them on the ground under Steve's yard light in the cold December darkness.

Handling the heavy boxes in this collection was hard work, from hustling them out of the bungalow to hoisting them into the storage locker to hauling many of them to two insulator meets. What's more, I have plenty of cleaning to do and displaying to arrange. Still, acquiring this collection was an adventure that I will remember for a long time to come. Thanks to John Hall for the heads-up on the collection, and thanks to Chris Hernandez and Steve Clark for taking the excess insulators. Also, thanks to Elton Gish and Mary Ann Pike for their help in identifying some of the porcelain insulators.

I wonder where this great hobby will take me next. 🐿



CAROLYN BERRY SPEAKS TO JOHN AND KATIE FOSTER AT THE 2017 GARLAND INSULATOR SHOW. SOME OF THE BOXES FROM THE COLLECTION ARE ON THE FLOOR TO THE LEFT.



THE COLLECTION BOXES WEREN'T THE ONLY THING THAT APPEARED AT GARLAND. HERE'S JOHN WIGGINGS ROCKING A SUIT BEFORE HE BRIEFLY LEFT TO ATTEND A FUNERAL.



FREE NIA MEMBER CLASSIFIEDS

ROGER ZIESAK: Looking for CDs 315, 318, 319 and 333. Don't have to be mint. Email me at glassandrailguy@gmail.com or call/text at 406-239-1646. Thanks, Roger Ziesak

DAVID CAMPBELL: WANTED: EC&Ms, CAL.ELEC. WKS., (star) tramps & helmets. David Campbell 131 5th St. Pacific Grove, CA 93950 dmc43@me.com

CHRISTIAN WILLIS: WANTED - Hemingray embossing errors, mine insulators, spools, wall tubes and experimental styles. See my wanted list at: www.hemingray.info/wanted or email me: mr.hemingray@gmail.com

DID YOU KNOW? ALL NIA MEMBERS ARE ENTITLED TO A **FREE 25-WORD AD** EVERY YEAR IN DRIP POINTS. PLEASE CONTACT THE EDITOR OR AD MANAGER TO GET YOUR AD LISTED.

INSULATOR WITH UNIQUE PROVENANCE

BY JIM EGGE * NIA #7242

After WWII when the Allied leaders got together to decide Europe's borders, they gave the lands in Eastern Europe to Soviet Russian control. The next step was to prevent citizens of socialist Eastern Europe from crossing over into Western Europe. A military border was created extending from Trieste on the Adriatic, along Hungary's border, between the countries of Austria and Czechoslovakia, and splitting Germany into East and West. This heavily fortified border was referred to as the "Iron Curtain". It consisted of a concrete trench and two barbed wire fences with electric wire along much of its stretch. Most of the "Curtain" was guarded by machine gun nests overlooking the space between, just like a massive prison. Hundreds of people attempted to race across "no man's land" to freedom in the west and many were killed.

At some point later, part of the Iron Curtain became a concrete wall such as that separating East Germany from West Berlin. Imagine the slave labor it took on such a long border and the quantity of materials used, including insulators. All the photos I've found show a variety of ceramic, mostly white insulators along the electric fence. East Germany referred to it as the "Electrozaun".

I visited East Germany and Czechoslovakia in 1968 when Brezhnev was Premier of Russia. This was before I started collecting insulators, but I remember seeing the fences with the foreboding wires daring anyone to try them. I passed through the Berlin Wall at Check Point Charlie which separated the exuberant life in West Berlin from the somber deadness of E. Germany. In August of that year, I went through the IC again at Bratislava, Czechoslovakia. There I saw Brezhnev and all the heads of state in the eastern bloc shown in the enclosed photo, which appeared on the front page of the Bratislava newspaper.

But I digress. With the breakup of the USSR in 1991, the Iron Curtain and Berlin Wall came down. I understand some was salvaged, but much was buried on site. In 2014 I visited Germany with an American friend who grew up there. We stayed in Bavaria with German friends who took us to a site where a memorial preserved a small piece of the Electrozaun, shown in the photo. There were a few insulators on the preserved fence, but of course we did not wish to disturb the memorial. I asked Gunther, our host to try to find an insulator that he was sure was from the Iron Curtain, as I would like it for my collection. I had searched in vain at antique shops for any good insulators throughout Germany and Hungary. But returning to Minnesota I soon forgot about my request.

In March of 2015 an odd package showed up at my door. I think I did at least one backflip when I saw the sender's address. Gunther remembered! The box contained 2 ceramic insulators. One was a spool similar to the ones in the photo, but he wasn't sure if it came from the electric fence. The second was a white insulator with an embedded screw pin. The insulator has a wire groove similar to a small version of a Twigg's patent, and was found in a pile of wires salvaged from the Iron Curtain. I made a small display of the insulator showing some history for our Minnesota swap meet. Needless to say, the insulator occupies a prime seat in my collection. ■



ABOVE: CERAMIC INSULATORS ON ORIGINAL ELECTROZAUN

RIGHT: PHOTO APPEARING IN BRATISLAVA NEWSPAPER - BREZHNEV ON LEFT, NEXT GOMULKA OF POLAND, ULBRECHT OF E. GERMANY, DUBCEK OF CZECHOSLOVAKIA



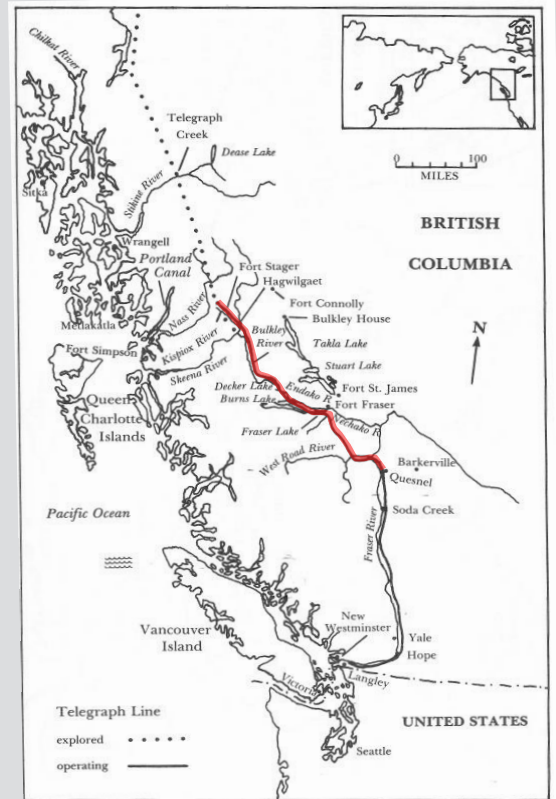
CD 735 Chester on the Collins Overland Telegraph




CD 735 Chester. Insulators of this type were widely used on the 1866 section of the Collins Overland Telegraph line.

CD 735 CHESTER, NY.

A small number of Chesters have been found along the Union Pacific Railroad right-of-way in Nebraska and Wyoming. The majority of these insulators were discovered in British Columbia, where they were used on the 1866 segment of the Collins Overland Telegraph Company line. Some 50,000 insulators were shipped aboard the barque *Clara Bell* to Siberia for use on the Russian segment of the Russian-American telegraph, and the 735 Chester may have been among these. In his book *Tent Life in Siberia*, author George Kennan describes how glass insulators were sold to natives in lots of 100 after the Russian-American Telegraph was abandoned in early 1867, and were promoted to the natives for use as “tea cups.”



Map illustrating the route of the British Columbia section of the Collins Overland Telegraph (1866 section highlighted).



The Cariboo Road and the Collins telegraph line (Courtesy of the Provincial Archives of BC).


Collins Overland Telegraph

Formally known as the Russian-American Telegraph, this grand venture sought to build an overland telegraphic link between the U.S. and Europe via Russia. Telegraph

communications had been completed across the United States in 1861. In 1864 a line reached northward from California to Washington State. Edward Conway was the superintendent in charge of the British Columbia portion of the Collins Line. Material for the Collins Line from New York arrived in British Columbia in June, 1865, and wire was strung along the general course of the Fraser River and Cariboo Wagon Road, to a point slightly beyond the town of Quesnel by September of 1865. The 1865 portion of this line made use of the CD 735 Tillotson insulator. (Credit, this paragraph and below: Ray Klingensmith)

In May of 1866, line construction resumed 18 miles northwest of Quesnel. Historical evidence suggests that CD 735 Chesters were used in the 1866 construction northwest of Quesnel. Work on the line progressed for approximately 378 miles until operations were shut down for the winter. Insulators and wire were cached at Fort Stager, BC, and Wrangell, Russian America (Alaska) for future construction. By the fall of 1866 the trans-Atlantic cable was finally in successful operation, and the Russian-American venture was terminated on March 9, 1867. Work on the Collins Line in British Columbia was abandoned, although sections of the completed line continued to be used for local telegraphic communication between the points already connected to the line.

Artist J. C. White captured a scene of life on the Collins Line in the watercolor painting created in 1866. White travelled for weeks during the summer of 1866 in British Columbia, following construction workers as they moved into the far reaches of wilderness as the Collins Overland Telegraph Company extended their line in a northwesterly direction. The painting illustrates one of several telegraph stations, constructed every 25 miles along the route of the line. The seated man splits wood while the camp cook prepares a meal for construction workers. Surrounding tents serve as shelter from weather and mosquitoes as darkness approaches. (Illustration provided courtesy of the Provincial Archives of British Columbia).



SAVE THE DATE

2020

FOHBC NATIONAL ANTIQUE
BOTTLE CONVENTION

Thursday, July 30 - Sunday, August 2, 2020

Grand Sierra Resort & Casino
Reno, Nevada



For information:
Richard Siri
rtsiri@sbcglobal.net





Dear Friends and Fellow Insulator Collectors:

As you may know, it is with great disappointment that the 2020 NIA Convention and Show has been cancelled due to COVID-19 Shelter-In-Place requirements. We are all sad about the news of course, and we all owe a big thank you for all of the hard work and careful planning that the show hosts - Don & Jeanne Briel and Arnold & Linda Smith – put in to plan what would have been a great event this month. Hopefully by this time next year, the restrictions will be lifted, therefore...

We – Tommy Bolack and Lou Hall - are deeply honored and pleased to invite you to participate in the 52nd National Insulator Association (NIA) National Convention and Show, July 2 – 4, 2021, in Farmington, New Mexico! We are looking forward to your attendance at the McGee Park Convention Center and we are working diligently to make sure you experience the BIGGEST and BEST National Show yet.

The McGee Park Convention Center facility is a 49,000 square foot air conditioned space that includes an elevated ADA accessible stage. The area includes restrooms and a concession area for close access to food and beverage. The floor plan allows for at least 250 sales tables and 39 exhibit tables. The General Membership Meeting will be held in the same facility and will accommodate seating for 200+ participants. The Sunray Casino is immediately adjacent to the Conference Center and provides additional dining and lounge facilities.

Tours will be available Monday, June 28, 2021 thru Saturday, July 3 for the Bolack Museum of Fish and Wildlife, and the Bolack Electromechanical Museum. Tommy Bolack's insulator collection may be seen by appointment only. Shuttle service will be provided to and from B-Square ranch starting at the McGee Park Convention Center Friday, July 2, and Saturday, July 3. The Awards Banquet will be held in the ballroom of the headquarters hotel (Farmington Courtyard by Marriott), and will feature awards for both years, 2020 and 2021. You're also invited to celebrate the 4th of July Sunday evening by watching Tommy Bolack's annual fireworks display from the B Square Ranch.

The Farmington Courtyard by Marriott is located in the southwest part of Farmington, within walking distance of historic downtown and is just 2.2 miles from the airport. The room block will open in August 2020. This hotel has a smoke-free policy. The facility has 121 rooms, 4 suites and includes a fitness center, indoor swimming pool, free high speed internet, and meeting rooms. The Bistro is your food and beverage destination for refreshing breakfast choices in the morning, and a variety of dinner, beer and wine options in the evening. The Bistro also offers specialty beverages made with Starbucks® coffee to help you get a jump on the day. The Patio area faces the river walk along the Animas River. Other services also include complimentary parking and airport shuttle, laundry and dry cleaning services and business center services.

Plan a longer vacation stay with your spouse, family or friends and take in the tourist attractions of this portion of the southwest. Chaco Canyon Cultural Park, Mesa Verde National Park (cliff dwellings), Monument Valley, Four Corners National Monument, the Durango & Silverton Narrow Gauge Railroad, the Farmington Freedom Days Celebration and many other attractions are all within easy driving distance.

Please sign up for your-dealer and/or exhibit table(s), bring your displays you were making for this year, and get ready for a great event. Everything you need to sign up (including some free things!) are on our website www.nia2021.com and www.nia.org.

We look forward to seeing you in Farmington, New Mexico – July 2-4, 2021!

Tommy Bolack, NIA #3756
Show Host

Lou Hall, NIA #7185
Show Committee Chairman



WELCOME

52nd Annual NIA
Show & Convention
in Farmington, NM

Friday, July 2 thru
Sunday, July 4, 2021

Hosted by **Tommy Bolack**

Committee Chairman: Lou Hall



UPCOMING EVENTS

JUNE 2020 – SEPTEMBER 2020



IMPORTANT NOTE: This list was accurate to the best of our knowledge at the time of publishing. Due to uncertainties caused by the Coronavirus / COVID-19, please contact the show host(s) prior to attending any of these shows in case they have been canceled or rescheduled. Thank you.

JUNE 6, 2020 (Saturday) **BERKLEY, MICHIGAN**

The 3rd annual swap meet is up and running again, with a new location. The same day and time as the famous St. John Woods neighborhood garage sale. The location is only a 1 hour drive north of the Michigan/Ohio or Toledo boarder on I-75. Set up is free, please bring your own tables. Some food will be provided, not necessary but if you like, bring a dish to pass. Show location: 3518 Cumberland Rd Berkley MI, 48072, show time 9:00 AM to 3:00 PM Contact information: Curtis Erickson (248) 515-4612 crerickson1@gmail.com

JUNE 6, 2020 (Saturday) **PERKIOMENVILLE, PENNSYLVANIA**

46th Annual Pennsylvania insulator Show and Sale, Saturday June 6th. Hours 9:00 AM till? FREE ADMISSION. This is an Outdoor Show held at Claude and Arlene Wambold's large side yard for all these years! Address: 1837 Perkiomenville Rd., Perkiomenville, Pa. 18074, Lunch provided, Steve's famous pulled pork and other goodies! Bring your own setup table and chairs. For more information contact Steve Bobb at sbobb1@verizon.net, call or text (610) 639-1308, Claude Wambold acwambold2@verizon.net, call (215) 234-8413

JUNE 27, 2020 (Saturday) **TECUMSEH, MICHIGAN**

The first ever official All Insulators - Crown Jewels of the Wire Insulator Show! Held in Tecumseh, MI. Located in lower Michigan near the tri-state borders (Michigan, Ohio, Indiana) only 45 minutes from the Michigan Ohio border and 1h 30 minutes from Michigan Indian border. Show welcomes all types of insulators and closely related go-withs. Show Hours 9:00 AM to 4:00 PM. Show to be held at: AJ Smith Recreation Center 810 N Evans St Tecumseh, MI 49286. More information at: <https://allinsulators.com/show/> for dealer information, see: <https://www.allinsulators.com/show/dealer/> for more information contact Michele Kotlarsky michele@allinsulators.com or (248) 673-1650

JULY 11, 2020 (Saturday) **WEST LEECHBURG, PENNSYLVANIA**

The Western Reserve Insulator Club's 20th Annual Allegheny Valley Insulator Show & Sale, RESCHEDULED from original April 4 date, at the W. Leechburg Fireman's Recreation Hall, 1116 Gosser St., W. Leechburg PA 15656. Show Hours 9:00 AM - 3:00 PM Dealer setup 7:30 AM. 8' table \$20. Info: RON BARTH 724-845-8439 rktbarth@windstream.net

JULY 18, 2020 (Saturday) **SOUTH LAKE TAHOE, CALIFORNIA**

Friday setup is welcome. Tables are provided. Get your Tahoe area reservations as early as possible for this Saturday show. It'll start when folks begin arriving on Friday and it'll end when the last folks leave on Saturday. Food is provided, as usual but, feel free to bring something to share if you'd like. For information, contact George or Judy Klingler (530) 541-3254, 530-416-1631 or email judyklingler@charter.net The

show is at 1173 Tata Lane, South Lake Tahoe, CA 96150. We look forward to seeing you all and having an awesome day!

JULY 25, 2020 (Saturday) **LOUDONVILLE, OHIO**

Mohican Country Insulator Show! Loudonville Ohio Lions Club Hall, 643 Wooster Road, Loudonville, Ohio 44842 9:00 AM to 3:00 PM. Setup at 8:00 AM. Tables: \$5.00 donation. Activities: Ugly Insulator Contest! Insulator Auction! Drawing for Insulators! Contact: Tom Nelson at 330- 231-9579 Email: tomnelson1960@yahoo.com or tomn@yoderlumber.com

AUGUST 8, 2020 (Saturday) **MARTINSBURG, WEST VIRGINIA**

The 21st annual Shenandoah Valley Insulator Show & Sale sponsored by the Chesapeake Bay Insulator Club will be held Saturday, August 8, 2020 from 9:00 AM to 1:00 PM at the B&O Roundhouse in Martinsburg, West Virginia Dealer set up from 7:00 AM to 9:00 AM. 8 foot tables are \$25 for the first and \$20 each additional table. There is no admission charge. For more information and directions, contact Jeff Hollis at redoak1953@gmail.com or 304-671-5359.

AUGUST 15, 2020 (Saturday) **PORTERVILLE, CALIFORNIA**

The Merzoian Brothers Tailgater is to be held Saturday, August 15 under Mark Merzoian's cool wedding ranch pole barn located just outside of Porterville (California). Tables, breakfast snacks, and lunch will be provided. Please join us...bring glass and mud to sell, trade, or just show off. Reunite with friends from near and afar. We like to think of our gathering as a Mini-Rohde (the King of Tailgaters). Start time is 8:00 AM and lasts until the last vehicle leaves. Contact Bob Merzoian (bobmerzoian@mac.com), Mark Merzoian (memerzoian@ocsnet.net), or Dave Brown (1skychair@msn.com) for further information or to RSVP. See you then!

AUGUST 21-22, 2020 (Friday-Saturday) **BEND, OREGON**

The annual Jefferson State Insulator Club's Tres-Amigos Insulator Show & Sale in Central Oregon will be held August 21 - 22 starting with dinner Friday evening followed by our traditional bonfire and story-telling time. On Saturday the show will begin early. Tables will be provided. If you would like a table, please let us know beforehand so the correct number can be ordered. There will be a BBQ lunch at 11:35 AM. Side dishes are welcome. Be sure to bring your "Go-Withs" and any other treasures along with your hunting and adventure stories for the Friday evening bonfire. Please RSVP. Lodging and camping available at nearby Tumalo State Park or camp on site. Our location is 64420 Research Road, Bend, OR 97703. Info: JIM SINASEK (541) 383-8067 or oregonjim@q.com. ERNIE CARLSON 503-622-3573 or ecarlson6@frontier.com or MID NORRIS 541-281-2715 or mudhen@gmail.com.

SEPTEMBER 26, 2020 (Saturday) **BATH, ONTARIO, CANADA**

4th Annual Bath Antique Bottle and Insulator Show, Saturday September 26th, 2020. Time is from 9:00 AM to 2:30 PM. Admission is Free, 428 Main St. Bath, Ontario, Canada K0H1G0. Vendor fee is \$10 which get you a table which is 30" X 60". Please email Richard Dobiaing at loyalistcollectibles@gmail.com to reserve a spot or for more details.

UPCOMING EVENTS

OCTOBER 2020 – JULY 2021



OCTOBER 4, 2020 (Sunday) CHELSEA, MICHIGAN

The Huron Valley Bottle and Insulator Club annual show will be held at the Comfort Inn Conference Center located at 1645 Commerce Park Drive, Chelsea, Mi. (just north of the I-94/M53 exit. Hours: 9:00 AM to 2:00 PM. Admission is \$3. For more information or sales tables, contact Rod Krupka (248) 627-6351 (rod.krupka@yahoo.com) or Mike Bruner at abbott4girls@sbcglobal.net.

NOVEMBER 6–8, 2020 (Friday–Sunday) SPRINGFIELD, OHIO

The 50th Mid-Ohio Insulator Show will be held November 6-8 at the Clark County Fairgrounds, 4401 South Charleston Pike, Springfield, Ohio. Exit 59 off I-70. Show hours are Friday 3:00 PM to 6:00 PM, Saturday from 8:00 AM to 5:00 PM, and Sunday from 9:00 AM to closing. Info: CURT BOSTER email: cboster530@att.net or (614) 301-5125 or LOIS BLAIR (740) 852-3148. Additional info at: <http://www.insulators.info/shows/springfield/>

DECEMBER 4–5, 2020 (Friday-Saturday) TULARE, CALIFORNIA

Date Change!! The 53rd Annual Tulare Insulator and Collectibles Show will be held in Tulare, California this December 4th and 5th, 2020. Over 80 dealer tables are available located in a large auditorium complete with a full-kitchen and plenty of parking spaces. Insulators, bottles, glassware, and much more can be found. Admission is free. Doors open Friday at 9:00 AM and close at 5:00 PM and on Saturday the hours are 9:00 AM to 3:00 PM. Come to buy and browse. You won't be disappointed. For further information and location directions or to book a dealer table or two, please contact Bob Merzoian at (559) 359-2826 or bobmerzoian@mac.com.



JULY 2–4, 2021 (Friday–Sunday) FARMINGTON, NEW MEXICO

The National Insulator Association's 52nd Annual Show and Convention will be held at the McGee Park Convention Center in Farmington, New Mexico. The fairgrounds are located at #41 CR 5568, Farmington, NM 87401. There will be plenty of dealer space and exhibit space plus a multitude of

things to do in the area. Complete show information will be available in 2020 at the Logan, Utah National and subsequently online. Your Show Host is TOMMY BOLACK, (505) 325-4275 or (505) 325-7873 Committee Chairman LOU HALL, (559) 284-4211, louhall@pacbell.net

THE UPCOMING EVENTS LIST APPEARS COURTESY OF:

<https://allinsulators.com>

TO SUBMIT AN UPCOMING INSULATOR SHOW:

https://allinsulators.com/hobby/shows/submit_show/

52nd Annual NIA Show & Convention in Farmington, NM

July 2 - July 4, 2021

Hosted by Tommy Bolack

Committee Chairman: Lou Hall

**BIGGER & BETTER
than the 2014
National Show!**

Visit: www.NIA2021.com
for event details and to sign up for a FREE* table!

*\$30 Table Deposit Returned at the 2021 Show.



National Insulator Association Scholarship Fund

**Attention young insulator collectors-
this scholarship is for you!**

Money for college \$1000/\$500 up to \$2000

Write a 300 word essay telling us how to spread the word about the hobby.

Go to <http://www.nia.org/scholarship>



Submission deadline is March 1

The Scholarship Application and Application Guide is available at:

<http://www.nia.org/scholarship/>



RAILRODIANA COLLECTORS ASSOCIATION, INC. ("RCAI")

America's Largest Organization Devoted to the Collection and Preservation of Railroad Artifacts

◆ Meet friends and fellow collectors dedicated to preserving artifacts of rail transportation history for future generations.


◆ Find out about upcoming events and learn more about the almost infinite landscape of railroad collecting, from lanterns, to keys and locks, china, menus, and more!

◆ Membership includes our lavishly illustrated, full-color quarterly magazine, *The Railroadiana Express*, free-to-members advertising, and access to the membership directory.



To learn more about RCAI, to become a member, or download a recent issue of *The Railroadiana Express*, visit our website at:

www.railroadcollectors.org



ALL INSULATORS

Crown Jewels of the Wire

The official magazine for Insulator collectors since 1969




For more than 50 years Crown Jewels of the Wire has been the leading publication for glass and porcelain insulator hobby news, history, articles with columns devoted to worldwide insulators, show reports, in-depth research articles, meeting announcements, photos and other insulator information. There is something for everyone who enjoys insulators!

Being a quarterly publication allows the contributors to create some amazingly rich, well-researched articles. It is like getting a new book on insulators four times a year.

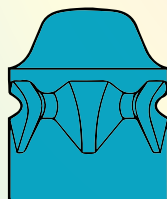
Some of the topics regularly covered are:

- Threadless insulators
- Porcelain insulators
- Insulators from around the world
- North American glass insulators
- Lightning rod insulators
- Research on historic lines
- Hunts and finds
- Upcoming insulator show information



NIA members discount!

All NIA Members get a \$3 discount when subscribing or renewing. If paying by mail, just include the coupon you received with your NIA membership and make check out for \$3 less. If renewing/subscribing online, email shaun@allinsulators.com for directions.



Subscription options

Print (USA)	\$40
Print (Canada)	\$50
Print (Overseas)	\$65
Electronic	\$30
Print & Electronic (USA)	\$60
Print & Electronic (Canada)	\$65
Print & Electronic (Overseas)	\$80

Subscribe online

You can subscribe online by credit card or PayPal at: <https://allinsulators.com/magazine/>

Subscribe by mail

Make checks payable to:
Hemgray Glass Company
Send to:
Hemgray Glass Co
P.O. Box 210145
Auburn Hills, MI 48321



DRIP POINTS Advertising Information

Help support the NIA's Drip Points by advertising. New rates below include discounts for multiple runs. We now offer classified rates also.

# of Issues	Covers*	Full Page (8" x 10")	1/2 Page (8" x 4.5" or 4.5" x 10")	1/4 Page (4.5" x 3.9" or 8" x 2.1")	1/8 Page (3.9" x 2.1" or 2.2" x 4.5")	1/16 Page (2.2" x 1.8")
1 Issue	\$135	\$90	\$50	\$30	\$18	\$12
2 Issues	\$257	\$171	\$95	\$57	\$34	\$23
3 Issues	\$379	\$252	\$140	\$84	\$50	\$34
4 Issues	\$497	\$331	\$184	\$110	\$66	\$44
5 Issues	\$614	\$410	\$228	\$137	\$82	\$55
6 Issues	\$729	\$486	\$270	\$162	\$97	\$65
* Back Cover(8.5"x8.5"), Inside Back Cover & Inside Front Cover(8.5"x11")						
Classified Ads:						
10 cents per word, 15 cents per bold word , \$2.50 min. Monthly						

Size: _____ #Issues: _____ Cost per Issue: _____ Total cost: _____

Size: _____ #Issues: _____ Cost per Issue: _____ Total cost: _____

Size: _____ #Issues: _____ Cost per Issue: _____ Total cost: _____

Please supply camera ready artwork; preferred file formats include: PDF, TIF, JPG, DOC, DOCX.

Ads can be designed for an additional fee (please contact Doug Rusher at admanager@nia.org).

To receive the multi-issue discount, ads must run in consecutive issues with no changes.

Ads must be pre-paid. We accept PayPal (treasurer@nia.org) or checks payable to the NIA.

Ads must meet all postal regulations that govern publications mailed at Non-Profit Standard Mail postage rate.

Name: _____

Address: _____

City,St,zip: _____

Phone: _____

Email: _____

To place an ad, send form with payment to:

Doug Rusher

3370 Chance Ct.

Helena, MT 59602 admanager@nia.org

DRIP POINTS Publishing Schedule

Issue	#	Deadline	Mailing
February	1	Jan. 10	Feb. 1
April	2	Mar. 10	Apr. 1
June	3	May 10	Jun. 1
August	4	Jul. 10	Aug. 1
October	5	Sep. 10	Oct. 1
December	6	Nov. 10	Dec. 1

NEW FOR 2019

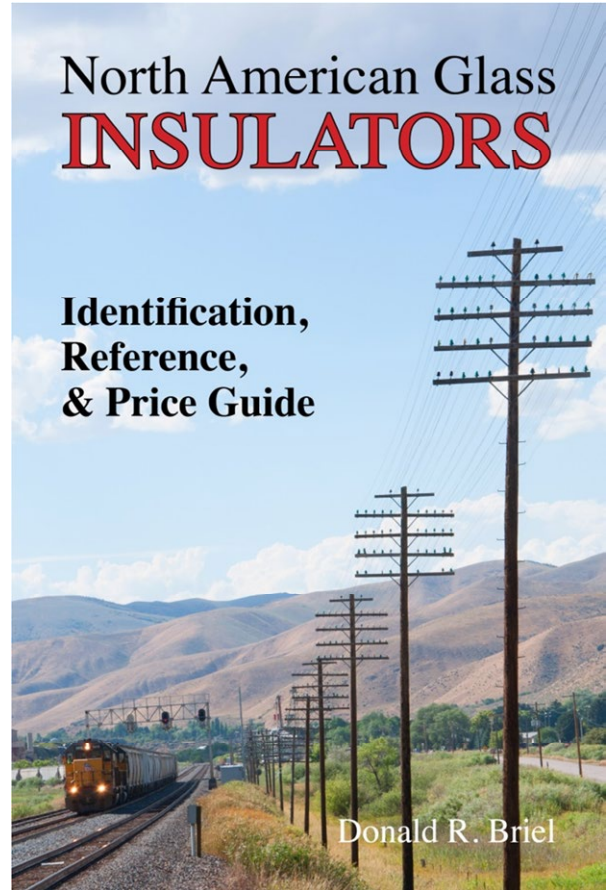
North American Glass Insulators – Identification, Reference, & Price Guide

- Several New CDs & CD Changes
- Numerous New Index Listings
- Numerous Added Color Listings
- Unverified Questionable Listings Removed
- New and Updated Appendices
- Updated Prices
- 14,500+ listings
- 388 pages – 6” x 9”
- Spiral Bound

Paper Edition -- \$49 ppd* in the U.S.

**Paper Edition w/ Price Guide Browser
\$79 ppd* in the U.S.**

* **For delivery outside of the U.S.** please contact Don Briel at Don.Briel@comcast.net or call (435) 753-5786 for current shipping cost and ordering instructions



Price Guide Browser by Bill Meier

Access Price Guide information on your phone or computer where you can look up prices and see the drawings with a few simple mouse clicks (*The Price Guide Browser is delivered via internet download*)

Browse by CD Number		HEMINGRAY CD Drawings	
<p>H.B.R. H.G.CO. H.G.W. HAMILTON HARLOE HAWLEY HEMINGRAY</p> <p style="text-align: right;">*top</p>	<p style="text-align: center;">View CD Drawings</p> <p>CD</p> <p>100.6 102 106 107 112.4 113</p>	<p>CD 100 to 144: Side wire groove; Single petticoat</p>	

Visit: www.PriceGuideBrowser.com for a full demo

To order, visit: www.InsulatorPriceGuide.com or send check or money order to:

Donald R. Briel

P. O. Box 188 • Providence, Utah 84332

Contact: Don.Briel@comcast.net or (435) 753-5786



2020 DONORS & SPONSORS

THANK YOU FOR YOUR SUPPORT!

The NIA would like to acknowledge this year's Donors & Sponsors of \$50 or more in contributions:

Name	From	Level	Additional Information
Tommy Bolack	New Mexico	Hobby Benefactor	Drip Points Expansion to Bi-Monthly
Anonymous	Colorado	Carnival	
Tim Wood	Oregon	Carnival	
Anonymous	Washington	Emerald	
Anonymous	Utah	Emerald	
Dianne George	Washington	Emerald	Educational
Anonymous	Tennessee	Emerald	
Anonymous	Indiana	Emerald	
Anonymous	Utah	Emerald	
Anonymous	Arizona	Emerald	
Anonymous	Texas	Emerald	
Anonymous	Massachusetts	Emerald	
Anonymous	Michigan	Emerald	
Anonymous	Utah	Emerald	
Anonymous	Washington	Emerald	
Anonymous	Washington	Emerald	
Anonymous	California	Emerald	
Anonymous	New York	Emerald	
Anonymous	New York	Emerald	
Anonymous	California	Emerald	
Darryl Wagner	Missouri	Emerald	
Anonymous	Texas	Green	
Anonymous	New York	Green	
Anonymous	California	Green	
Anonymous	Illinois	Green	
Anonymous	New Mexico	Green	
Anonymous	Utah	Green	
Anonymous	Washington	Green	
Anonymous	Washington	Green	
Anonymous	New York	Green	
Anonymous	California	Green	
Anonymous	Illinois	Green	
Anonymous	Oklahoma	Green	
Anonymous	Illinois	Green	
Anonymous	Colorado	Green	
Anonymous	Montana	Green	

PLEASE NOTE: The list above is compiled from multiple sources and may not be complete. If you have donated this year, but don't see your name (unless you wanted to be anonymous), please contact the Development Committee Chairman. If you are interested in donating to the NIA or would like to become a Sponsor, please see pages 64-65.



NIA AFFILIATED CLUBS

THE FOLLOWING CLUBS ARE CURRENT MEMBERS OF THE NIA



Central Florida Insulator Club
Jacque Linscott Barnes
3557 Nicklaus Drive
Titusville, FL 32780-5356
321-480-1800
bluebellwt@aol.com



Insulator Collectors On the Net
Bill Meier
103 Canterbury Court
Carlisle, MA 01741-1860
978-369-0208
icon@clubs.insulators.info



Chesapeake Bay Insulator Club
Larry Novak
12604 Eldrid Court
Silver Spring, MD 20904
301-680-8910
cbic@clubs.insulators.info



Lone Star Insulator Club
Chris Renaudo
15707 Brookforest Dr.
Houston, TX 77059
lsic@clubs.insulators.info



Greater Chicago Insulator Club
Bob Stahr
360 S. Kenilworth Ave.
Glen Ellyn, IL 60137
630-793-5345
gcic@clubs.insulators.info



Missouri Valley Insulator Club
Darryl Wagner
14615 NW Skyview Ave
Smithville, MO 64089
816-719-0801
mvic@clubs.insulators.info



Huron Valley Bottle & Insulator Club
Rod Krupka
2641 Echo Lane
Ortonville, MI 48462
248-627-6351
rod.krupka@yahoo.com



Triple Ridge Insulator Club
Dan Gauron
P.O. Box 1721
Colorado Springs, CO 80901
719-266-0181
danielgauron@yahoo.com

Do you represent a local insulator club or other related organization? Become an NIA Affiliated Club today! See next page to apply for or renew your membership.



Western Reserve Insulator Club
John Hovanec
13009 Ridge Road
North Royalton, OH 44133
440-237-2242
wric@clubs.insulators.info



NIA MEMBERSHIP & RENEWAL FORM

Prospective members may join the NIA at any time; however, the "membership year" begins on January 1st and ends on December 31st. New memberships issued within three months of the beginning of the new membership year (October – December) will be good for the following calendar year. New members are entitled to all membership privileges immediately upon acceptance by the NIA. **If you are joining the NIA during the months of January through September, your membership will expire on December 31st of this Calendar year.**

Submit payment (**Payable to the "NIA" in U.S. funds**) to:

Andrew Gibson
5997 Springwater Rd.
Dansville, NY 14437-9772
membership@nia.org

Check class of membership:

- _____ Single/Family Membership w/Electronic Drip Points..... **\$30.00**
- _____ Single/Family Membership w/Printed Drip Points..... **\$40.00**
- _____ Single/Family Membership w/both Electronic & Printed DP... **\$45.00**
- _____ Junior Membership (under 18) w/Electronic or Printed DP..... **\$ 5.00**
- _____ Club or Organization..... **\$50.00**

Check years of Payment:

- Single year _____
- Multi-year _____

Please Print Legibly

Or renew online at: <http://nia.org/membership/>

Name _____
 NIA # (if renewal) _____
 Address _____
 City _____
 State/Province _____
 Zip/Postal Code _____ (+4) _____
 Country (if not U.S.) _____
 Telephone Number _____
 E-Mail Address _____

Additional Family Members residing in the same household at no additional cost.

(e.g.: spouse, minor children or dependents)

Name	NIA # (if renewal)
1 _____	_____
2 _____	_____
3 _____	_____
4 _____	_____
5 _____	_____

(An e-mail address is required for electronic version of Drip Points)

Include me in NIA Hobby Directory: On-Line Yes No Printed Yes No

Include my USPS Address in: On-Line Yes No Printed Yes No

Include my Email Address in: On-Line Yes No Printed Yes No

Include my Telephone Number in: On-Line Yes No Printed Yes No

You may pre-purchase the next printed Hobby Directory for \$7.00 Yes

Fees to be submitted

Membership Amount: _____

Directory Amount.....: _____

Donation Amount.....: _____

If it is OK to list you as a donor, check here:

Signed _____ Date _____ Total Enclosed \$ _____
 Make Checks Payable to the NIA

NIA MEMBERSHIP BENEFITS

Revised March 1, 2020

Connect to a worldwide network of over 1000 insulator collectors sharing information, history and the latest news on insulator collecting.

Receive electronic notification of upcoming events and current activity in your region of the country through the bi-monthly electronic distribution of the Drip Points Magazine (Also available in printed form).

Receive members only access to an enormous digital library of insulator catalogs, patents and insulator manufacturer history.

Find and meet other NIA members in your area for mentorship, visit & share collections and swap stories in person or on the NIA Facebook page.

Receive guaranteed early exclusive access to NIA National Shows to display, buy and sell insulators.

Compete for National Awards and Recognition for your displays, research and contributions to the hobby.

Start your own insulator reference library with the "NIA Resource Page", "Fake and Altered Insulators" and "What is an Insulator?"

Advertise your hobby passion through your complimentary NIA Decal, Membership Bars, Membership Card and free ad in Drip Points.

Use your membership to run for the National Insulator Association Board of Directors to shape the future of the hobby.

Contribute to a National Scholarship Program and financial support for NIA Show Hosts in your local area.

Continue membership to sustain these benefits and help raise the next generation of insulator collectors through your knowledge & engagement.

Note: The NIA Member Handbook is available on the NIA website (www.nia.org/membership/index.htm).
 Hard copies of the Handbook are available upon request to the NIA Membership Director (membership@nia.org).



MERCHANDISE

SHOW YOUR SUPPORT WITH CLOTHING, BADGES & MORE



Embroidered Logo T-Shirts

Hanes Adult T-Shirt, Embroidered logo on front

Colors: Smoke, Smoky Graphite, Sky Blue, Electric Blue, Aqua, Dark Cobalt, Lt Brown Amber, Med Amber, Rootbeer Amber, Lt Olive Green, 7 Up Green, Dark Olive Green, Yellow, Golden Amber, Oxblood, Deep Red Amber

Price: \$17 (S-XL) \$20 (2X-3X)

Color(s): _____ Size: _____ Qty: _____

Shirt Sizing Chart

S	32-34	XL	44-46
M	36-38	2X	48-50
L	40-42	3X	52-54

Special Orders: If you don't see a size or color that you'd like, contact us for availability and price.



Gildan Adult T-Shirt – Small logo on front, large logo on back



Screen Printed T-Shirts

Colors: Smoke, Smoky Graphite, Steel Blue, Peacock Blue, Dark Cobalt, Lt Brown Amber, Med Amber, Olive Amber, Rootbeer Amber, Apple Green, 7-Up Green, Olive Green, Yellow, Golden Amber, Flashed Amber, Oxblood

Price: \$17 (S-XL) \$20 (2X-3X)

Color(s): _____ Size: _____ Qty: _____



Button Down Shirt

Port Authority SanMar Blend, embroidered logo on front

Colors: Dark Smoke, Aqua, Cobalt, Lt Brown Amber, Yellow, Flashed Amber

Price:
Short Sleeve: \$32 (S-XL) \$34 (2X)
Long Sleeve: \$34 (S-XL) \$36 (2X)

Short or Long Sleeve: _____

Color(s): _____ Size: _____ Qty: _____



Hooded Sweatshirt

Gildan Adult Full-Zip Hooded Sweatshirt, embroidered logo on front

Colors: Medium Smoke, Cobalt

Price: \$32 (S-XL) \$36 (2X)

Color(s): _____ Size: _____ Qty: _____



Denim Button Down Shirt

Sierra Pacific, Short or Long Sleeve

Color: Aqua

Price:
Short Sleeve: \$33 (S-XL) \$36 (2X-3X)
Long Sleeve: \$36 (S-XL) \$39 (2X-3X)

Short or Long Sleeve: _____ Size: _____ Qty: _____



Crew Neck Sweatshirt

Gildan Adult Crewneck Sweatshirt, Screen print with small logo on front & large logo on back

Color: Smoke
Price: \$29 (S-XL) \$33 (2X)

Size: _____ Qty: _____



Un-Structured

Embroidered Caps

Colors (Un-Structured):

Smoke, Dark Smoke, Aqua, Cobalt, Lt Brown Amber, 7 Up Green, Olive Green, Yellow, Gold Amber, Flashed Amber, Pink, Oxblood

Colors (Structured with Mesh):

Khaki-Brown, Royal-White, Kelly-White, Red-White, Heather-Gray-Black, Royal, Cardinal, Gray-Charcoal-Black, White-Royal, Khaki-White




Structured with Mesh

Price: \$15.00 Cap Type: _____ Color(s): _____ Qty: _____

1 Insulator Caliper

Measures up to 7"
Plastic will not scratch insulators
Long outside & short inside jaws
Price: \$18 Qty: _____



2 20 oz. Copper-Lined Stainless Steel Tumbler

Yeti-like Stainless tumbler keeps drinks cold or hot for hours!
One color imprint (blue)
Price: \$25 Qty: _____



3 16 oz. Travel Tumbler

4 color imprint
Price: \$14 Qty: _____

4 NIA Collector's Patch

2 3/4" x 3 3/4" embroidered patch
Price: \$4 Qty: _____

5 NIA Window Decal (Color)

For outside car window - 4 1/4 x 5 3/4
Price: \$7 Qty: _____

6 NIA Window Decal (White)

For outside car window - 5 1/2 x 6 3/4
Price: \$10 Qty: _____



7 NIA Challenge Coin

2019; 50 Years of Meets & Shows; 2 sided
Price: \$10

8 NIA Hat/Lapel Pin

Price: \$7

9 NIA Name Badge Engraved; beveled edges; Magnetic back Price: \$12

Name Badge Engraving Information:

Name _____ NIA# _____ City _____ State _____
Name _____ NIA# _____ City _____ State _____
Name _____ NIA# _____ City _____ State _____

10 Badge Bar NIA or Club position, Club Bars, Show Bars, Awards or Custom Bars Price: \$4

Badge Bar Engraving Information:

Club Bar _____ Qty: _____ Line 1 _____
Show Bar _____ Year _____ Line 2 _____



Tote Bags

Sturdy with white screen print NIA logo - Dimensions: 12 1/2" W x 13 1/2" H x 8 1/2" D; 14" handles

Colors: Sapphire, Light Brown Amber, Cobalt, Oxblood, Black

Price: \$8
Color(s): _____ Qty: _____

Insulator Collectors Hobby Directory - 2020 Hobby wide directory to locate other collectors in your area or around the world Price: \$ 7 (shipping included) Qty: _____

Contiguous U.S. Postage Rates:

- \$8.00 for the first item of clothing, hat, tumbler, tote or caliper & \$3.50 for each additional item in same group.
- Patches & Badge Bars \$0.75 ea.
- Decals, Name Badges, Hat Pins, Challenge Coins..... \$3.75 ea.
- If patches, badge bars, decals, name badges, hat pins & challenge coins are ordered with clothing, there is no additional postage for these items.
- For postage outside the Contiguous U.S., please contact us for a quote.

Subtotal: \$ _____
U.S. Postage: \$ _____
Total Enclosed: \$ _____

Please make check or money order payable in U.S. funds to the National Insulator Association.

Name: _____
Address: _____
City: _____ State: _____ Zip: _____
Phone: _____
Email: _____

Please send detached, completed form and payment to:
Margaret Wagner, 14615 Skyview Ave., Smithville, MO 64089
(816) 719-0802 • niaproducts@nia.org



NIA Donation Form

Name: _____ Date: _____
 Address: _____ Phone: _____
 City: _____ State: _____ Zip: _____
 Email Address: _____

Sponsorship Program: Sponsor an Insulator Manufacturer at the levels in the chart below or pick your favorite Insulator Manufacturer or favorite Embossing. Sponsorships on the chart are unlimited, unless someone chooses to double the donation amount and that will make it "Exclusive" for that calendar year. All Individual Manufacturers or Embossing's are "Exclusive" for the calendar year received and can be chosen for a donation of \$100.00. If you pick a Manufacture or Embossing that has previously been sponsored, you will be notified to choose another.

Donation Amount	Manufacturer for Each Level (circle choice)			Your Donation
	Glass	Porcelain	Threadless	
\$ 50.00	McLaughlin	Lapp	McMicking	\$ _____
\$100.00	California	Pittsburgh	Lefferts	\$ _____
\$150.00	Dominion	Ohio Brass	Mulford & Biddle	\$ _____
\$200.00	Brookfield	Thomas	Chester	\$ _____
\$250.00	Hemingray	Fred Locke	Tillotson	\$ _____

Your preferred Manufacture or Embossing: _____ \$100.00 donation

Standard Donation Program: If you would prefer to make a gift or donation for the general fund or directed to a specific area, you can do so at the level of your choice.

Amount of Donation		Donation Level	Donation Area (circle one)	
\$ 0.00	-	\$ 49.99	Aqua	Scholarship Fund
\$ 50.00	-	\$ 99.99	Green	
\$ 100.00	-	\$ 249.99	Emerald	Educational Development
\$ 250.00	-	\$ 499.99	Carnival	
\$ 500.00	-	\$ 999.99	Amber	National & Regional Shows
\$ 1,000.00	-	\$ 2,499.99	Peacock	
\$ 2,500.00	-	\$ 4,999.99	Purple	Internet Technology
\$ 5,000.00	-	\$ 9,999.99	Cobalt	
\$ 10,000.00+			Hobby Benefactor	General Fund

Other Donation area: _____ Amount \$ _____

Amount Enclosed: _____ Signature: _____ Date: _____

Additional Information: _____ **If it is OK to list you as a donor, check here:**

All donors will be listed on the NIA website and any donors of \$50.00 or more will be listed in Drip Points

To say "Thank You" for your support, donors can receive the following: Choose or Decline

Donations of \$100+ can choose an NIA hat Color: _____
 \$150+ can choose an NIA hat or NIA T-shirt Color/Size: _____
 \$200+ can choose an NIA hat & NIA T-shirt Color/Size: _____
 \$250+ can choose an NIA Button Down or Denim shirt Color/Size: _____

Please mail form and payment (payable to NIA) to: NIA Treasurer, Bill Rohde, P.O. Box 28, Colusa, CA 95932

For additional information regarding gifts to the National Insulator Association, Inc., please contact the NIA Development Committee, E-mail address: donations@nia.org. Your gift is deductible, to the fullest extent of the law. The National Insulator Association. www.nia.org is a 501©3 non-profit organization.





DONATE TO THE NIA

A REQUEST FROM THE NIA DEVELOPMENT COMMITTEE

Thank you for your support of the NIA!

Dear Fellow Collector,

The NIA is a 501(c)3 nonprofit organization and as such, gifts may be tax deductible. Gifts of support will help the Association improve existing benefits and services as well as create new benefits and services for members and those collectors who are yet to become members. Your gift will allow the NIA to continue its mission to encourage growth and public awareness of the insulator hobby through collecting, dealing and educational endeavors.

SPONSORSHIP PROGRAM: You can sponsor an Insulator Manufacturer or your favorite Embossing by donating at different levels. Sponsorships are for each calendar year. See the donation form for more information.

The NIA has identified four areas where donations will help create and enhance programs directed to that mission.

SCHOLARSHIP FUND: Currently the NIA can grant up to two scholarships totaling \$2,000.00 each year. Additional funding would give additional funds for future years; scholarship grants could be increased; or additional scholarships could be granted each year.

EDUCATIONAL RESOURCE DEVELOPMENT: There are projects that have been suggested but haven't been implemented for lack of funding such as the production of classroom video presentations, NIA traveling displays for use by learning facilities such as libraries, schools, museums and a Speakers Bureau. These are just a few of the new ideas for greater community awareness of our hobby.

NATIONAL & REGIONAL SHOW SUPPORT: The NIA has assumed a financial supportive role intended to assist National Show Hosts/Organizers in reducing their financial risk. With your donations the NIA could possibly increase advertising and promotional reimbursements, possibly provide all awards at National/Regional Shows and possibly provide financial assistance for Regional Shows.

INTERNET TECHNOLOGY: The desire for instant communication and information retrieval is with us and cannot be denied. For the association and the hobby to continue to grow it must have a strong presence on the Internet and social media. Donations in this area can help redesign the NIA web site, create videos for posting on social media, develop and present "live" shows including interviews, auctions and sales.

Please indicate on the remittance form the area that you would like your donation to be applied. If you choose to donate to more than one area, please indicate the dollar amount for each area. Each donation of \$10.00 or more will receive an acknowledgment and thank you letter from the NIA President. Every donor will be listed on the NIA website and any donors of \$50.00 or more will be listed in Drip Points. At certain levels, you may also choose a "Thank You" gift from the NIA. See the remittance form.

Please submit the completed remittance form along with payment (payable to the NIA) to: NIA Treasurer, Bill Rohde, P.O. Box 28, Colusa, CA 95932.

Your assistance in helping to sustain and grow the hobby is greatly appreciated. **Thank you!**

NIA Development Committee

Darryl Wagner, Chairman

Bill Rohde, Treasurer

Tom Katonak, Western Region

John Weber, Central Region

Dario DiMare, Eastern Region

NIA Board of Directors

President

Steve Roberts – NIA #7935
2404 Mansker Dr.
Madison, TN 37115
president@nia.org

First Past President

Don Briel – NIA #7218
P.O. Box 188
Providence, UT 84332
1stpastpres@nia.org

Western Region VP

Mike Doyle – NIA #5932
1805 E. Country Court
Visalia, CA 93292
westernvp@nia.org

Central Region VP

Darryl Wagner – NIA #8671
14615 NW Skyview Ave.
Smithville, MO 64089
centralvp@nia.org

Eastern Region VP

Gus Stafford – NIA #8871
816 Flintlock Ridge Rd.
Mechanicsburg, PA 17055
easternvp@nia.org

Information Director

Christian Willis – NIA #5185
P.O. Box 2797
Parker, CO 80134
information@nia.org

Membership Director

Andrew Gibson – NIA #2422
5997 Springwater Rd.
Dansville, NY 14437-9772
membership@nia.org

Secretary

Walt Baumgardt – NIA #8007
2 Dolphann Dr.
Tonawanda, NY 14150
secretary@nia.org

Treasurer

Bill Rohde – NIA #1219
P.O. Box 28
Colusa, CA 95932
treasurer@nia.org

NIA Advisors & Committee Chairs

Authentication & Classification Advisor

Paul Greaves – NIA #2685
8830 Benton Acre Rd.
Granite Bay, CA 95746
authentication@nia.org

Awards & Recognition Chair

Gene Hawkins – NIA #421
3847 North Prairie St.
Warsaw, IN 46582
awards@nia.org

Ethics Advisor

Daryl Stahler – NIA #8843
4622 N. Paseo Pitiquito
Tucson, AZ 85750
ethics@nia.org

Historian

Rick Soller – NIA #2958
4086 Blackstone Ave.
Gurnee, IL 60031
historian@nia.org

Commemorative Coordinator

Margaret Wagner – NIA #8711
14615 Skyview Ave.
Smithville, MO 64089
commemorative@nia.org

Research & Education Advisor

Lee Brewer – NIA #6695
344 S. Main St.
Bellefontaine, OH 43311
education@nia.org

Development Committee Chair

Darryl Wagner – NIA #8671
14615 NW Skyview Ave.
Smithville, MO 64089
donations@nia.org

Product Manager

Margaret Wagner – NIA #8711
14615 NW Skyview Ave.
Smithville, MO 64089
niaproducts@nia.org

Rules & Procedures Advisor

Tim Wood – NIA #1099
9330 16th St.
Terrebonne, OR 97760
procedures@nia.org

Scholarship Committee Chair

Jeanne Briel – NIA #7595
P.O. Box 188
Providence, UT 84332
scholarship@nia.org

Webmaster

Bob Berry – NIA #1203
1010 Wren Court
Round Rock, TX 78681
webmaster@nia.org

Events Committee Chair

Don Briel – NIA #7218
P.O. Box 188
Providence, UT 84332
show@nia.org

Special Projects Advisor

Michelle Armand – NIA #9757
491 Scarey Woods Rd.
Plaucheville, LA 71362
projects@nia.org

Finance Committee Chair

Bill Snell – NIA #2624
11427 E. Scarritt Ave.
Sugar Creek, MO 64054
finance@nia.org

Drip Points Editorial Staff

Drip Points Managing Editor

Christian Willis – NIA #5185
P.O. Box 2797
Parker, CO 80134
(949) 338-1404
drippoints@nia.org

Promotions/Ad Manager, Drip Points Assistant Editor

Doug Rusher – NIA #1773
3370 Chance Ct.
Helena, MT 59602
admanager@nia.org

Drip Points Assistant Editor

Mike Green – NIA #3175
2513 S. Balsam St.
Lakewood, CO 80227
assistanteditor@nia.org



Bill and Jill Insulators

www.billandjillinsulators.com
auctions@billandjillinsulators.com
Bill and Jill Meier • 103 Canterbury Ct
Carlisle, MA 01741 • 781-999-3048

Auction 153 is coming this Summer!

Preorder your catalog - Still only \$25 ppd.

PayPal: see web site above
Check/MO payable to Bill Meier



And over 200 more great items!

Insulator Collectors Hobby Directory

Are
You
Registered



Registration for the Print Edition of the first Insulator Collectors Hobby Directory has been extended to June 7th, 2020. Registration for the Online Directory is ongoing. **Anyone can register!**

This project is sponsored by the National Insulator Association (NIA), but it is for the betterment of the insulator collecting hobby. If you would like to be included in the Printed Directory, there is no charge for NIA members. The cost for non-NIA members is only \$4.50. Bill & Jill Meier have made a very gracious offer to pay this fee so that all collectors who want to have their information listed in the first Printed Directory can do so for **FREE!** Registration in the Online Directory is always **FREE!**

For more information and/or registration: www.insulatorcollectors.org



National Insulator Association
 10801 N. 24th Ave. Ste. 103
 Phoenix, AZ 85029-4712



DARIO DIMARE
 FREE APPRAISALS
 DARIO@DARIODESIGNS.COM

COLLECTING INSULATORS SINCE 1967!
 WILL BUY ONE PIECE OR AN ENTIRE COLLECTION
 318 MAIN STREET, NORTHBOROUGH, MA 01532

DARIO DIMARE
 CONSIGNMENTS ACCEPTED
 617-306-2420