

# Drip Points

<http://www.nia.org>

Quarterly Magazine of the National Insulator Association

Volume 43 • No. 2 • Winter 2015





# In this issue of Drip Points:



## Board Member Reports

Editor   Shaun Kotlarsky .....	NIA# 4993 .....	Page 1
President   Don Briel .....	NIA# 7218 .....	Page 2
Central Region VP   Kim Borgman .....	NIA# 3038 .....	Page 3
Eastern Region VP   Matt Grayson .....	NIA# 387 .....	Page 4
Executive Secretary   Steve Roberts .....	NIA# 7935 .....	Page 5
Membership Director   Vickie McConnachie .....	NIA# 8395 .....	Page 6
Treasurer   Bill Rohde .....	NIA# 1219 .....	Page 7
Authentication & Classification   Paul Greaves.....	NIA# 2685 .....	Page 8
Awards & Recognition Chair   Gene Hawkins .....	NIA# 421 .....	Page 9
Information Director   Christian Willis .....	NIA# 5185 .....	Page 10
NIA Events Advisor   Darryl Wagner .....	NIA# 8671 .....	Page 12
Jacque Linscott-Barnes   Research & Education.....	NIA# 1380 .....	Page 13
Scholarship Committee   Kay Bryant .....	NIA# 4099 .....	Page 14
NIA Commemorative Committee   Carolyn Berry.....	NIA# 4336 .....	Page 15

## Articles

2015 45th Mid-Ohio Insulator Show .....	By Curt Boster.....	Page 16
2015 45th Mid-Ohio Insulator Show .....	Displays .....	Page 20
Pittsburg High Voltage U-154.....	By Steve Coffman .....	Page 26
CD 233 Hemingray 42 .....	By Shaun Kotlarsky .....	Page 29
Hemingray made CD 104 NEW ENG.TEL.& TEL.CO	By Shaun Kotlarsky .....	Page 30

## NIA Products, Advertising & Contact info.

Winter 2015 NIA Products.....	Page 33
Membership Application & Renewal Form.....	Page 35
Advertising Information .....	Page 36
Advertising.....	Page 37
Upcoming Shows .....	Page 38
NIA Board & Chair Contact Info. ....	Page 41

### On the cover:

Lynchburg insulator community display at the 2015 45th Mid-Ohio Insulator Show

Background photo by: **Shaun Kotlarsky**

Insulator photos and plant photo compliments of: **Justin Stoudt**

See the Spring 2013 Drip Points Magazine for Justin's Article on Lynchburg.

### Do you want to keep Drip Points full color?

You or your club can sponsor the color printing! For more information contact Don Briel or Lou Hall:





President | **Don Briel** NIA# 7218  
[President@nia.org](mailto:President@nia.org) or (435) 753-5786

First Past President | **Lou Hall** NIA# 7185  
[1stpastpres@nia.org](mailto:1stpastpres@nia.org) or (559) 435-1740

The NIA is an 501(3)(c) charitable organization. This means your donations are tax deductible.

### Copyright 2015 by National Insulator Association

All rights reserved. This magazine ("Drip Points") or any part thereof may not be reproduced in any form without the prior written permission of the National Insulator Association. Page layout and design by Jivey Designs.



Hard to believe that it is already time for the final Drip Points of 2015! It has been a good year for new insulator finds and wonderful articles!

2016 is already looking to be a good year too! I have several people that are working on some excellent and in depth articles. I also have an idea for a series of articles that will help new collectors and refresh the memory of us "old timers" (I can't believe I'm an old timer now, been collecting for 24 yrs!) More on this as I sort out the details.

I say this every time, but feel free to submit to me an article on an insulator hunt, junk shop find, historical research style paper or just about anything insulator related that is of interest to the hobby. It is these fantastic articles that makes Drip Points an excellent asset to the hobby. What good is having information no one else has? Point of a hobby is share your passion with others.

Speaking of sharing your passion for the hobby... quick update on my Hemingray site:

**Hemingray On-Line Museum:**

<http://www.hemingray.net>

I now have 218 Vintage Hemingray ads on my site for all to see! 34 catalogs with Hemingray insulators (both Hemingray and third party resellers), 10 pieces of vintage paper work and the newly opened section of vintage articles about Hemingray that has seven articles. LOTS more to come too.

**Springfield 2015 Show.**

The Springfield show was amazing as always. Good glass (and porcelain ;), good friends and good food. All around good times. For me it's a perfect way to end the 2015 insulator show season.

There are plenty of photos in this magazine to recap the show. Also check out the video I made of the displays (the URL is in our show coverage article).



My top three scores are CD 204 Locke Cross top

(yes it is Hemingray made!). One I never thought I would track down. Special thanks to Elton Gish for making this possible. VNM too! It's cool too that you can see the rust on it where it was used (leaving it as is). Next up is, CD 162 in an odd light electric blue with clear spots! Glass didn't get mixed well giving it this swirly effect. Really killer insulator in person. Lastly is my score from the auction on Friday, CD 131.4 in a beautiful light green. Glass is so smooth, I am used to seeing these with the wrinkly glass.

Thanks to everyone that brought stuff for me to photograph photos will be up on my sites, <http://www.allinsulators.com> and <http://www.hemingray.net> over the coming winter so stay tuned!

*Shaun Kotlarsky*





As I sit here writing this article winter is setting in and with it a decline in the number of insulator shows for the year. It has been a great year for Jeanne and me with numerous shows attended culminating in our recent return from the fabulous Mid-Ohio show in early November. A special THANK YOU goes out to Lois, Curt and all of those that helped make the Mid-Ohio show great. Thanks also to each and every show host no matter where or what size the show you put on. It takes a lot of work and dedication to host a successful show. As a hobbyist, please support your local shows. As you get deeper into the hobby consider hosting a show of your own, even if only a small backyard get together.

As you are well aware, we are quickly coming up on election time for NIA Officers. This is the last issue of Drip Points prior to the close of nominations for President, Eastern Region Vice President, and Secretary. All nominations for these offices must be in by February 1st. NIA Members are encouraged to nominate other members for these positions (be sure your nominee is in agreement with your nominating them) or to nominate oneself. Nominations should be submitted to Matt Grayson, Eastern Region Vice President and Nominating Committee chair. I feel it the responsibility of the Nominating Committee to come up with at least one candidate for each office, but it is the responsibility of you, the NIA member, to produce additional choices.

Since becoming President I have heard many complaints about the NIA not having elections. The complaints are valid. The last NIA election was in 2005 (10 years ago) for Western Region Vice President. There have not been two candidates for any elected office since that time. I plan to change that this year. My desire is to have multiple candidates for each office. However, if that is not the case we will send out ballots with a YES or NO vote for the single candidate for each office. The NIA is your organization and it is up to you to make it successful. Consider running for

an office where you can make a positive difference. If you are elected, plan to dedicate yourself to some hard work to keep things moving forward. If you are not elected, don't take it personally. All will know you offered your services and you will be respected for it.

There are also non-elected positions waiting for volunteers. If interested in serving, submit your name and talents to your regional Vice President or to me.

We are nearing the end of the calendar year. This is a time when many people are looking for added tax deductions. The NIA is a 501c3 non-profit organization. That makes most donations tax deductible. Please give serious consideration to making a substantial donation to the NIA to keep the good work moving forward. Can't afford a substantial donation? Even small donations help. All donations over \$10 receive a personal thank you letter and receipt. We have had numerous donations thus far this year. To those donors, thank you for your dedication, generosity, and help!

Insulator collecting is a fun hobby with many rewards, especially the friendships. Stay involved, educate yourself, and enjoy the ride. I look forward to seeing many of you at future shows.



Good collecting and Merry Christmas!

*Don Briel*



Central Region VP | Kim Borgman

NIA# 3038



Just returned last week from the best show in Central region and maybe the US. Springfield experience. I got back from vacation on Monday and started preparing for Springfield. My anticipation goes up a notch every day as I pull stuff together. The living room gets cluttered, but my wife understands by now. Changed oil in van Thursday nite and packed it to go. Off Friday morning early with side stop in Ohio to pick up auction purchase, and then another 1/2 hr to Springfield. Got there before noon, but lo and behold the troops had already stormed the door down and people were setting up. Set up my table and then start roaming the hall. Tables and tables of insulators. Start searching for those elusive non stamped hemi 12's and 9's. I actually ended up with more 12's this year than 9's. But best of all, people. After my close call I hugged several of my friends just to say hi. Great to see everyone again and swap stories. Really, as it has been mentioned in past, people make the show. Snagged a nice piece from the auction Friday nite, and then had supper with several buddies. Telling stories and having fun. Up early Saturday with my wife driving over for breakfast



along with another buddy and his GF. Got to hassle him about where they kept her seeing eye dog for day. Ling even helped me out. The LMAO moment came when they went to car for something and I asked if they were going to give the dog a treat. He reached in his pocket and pulled out 2 of them. I was rolling. All of the above just goes to show you it's the people, not just the insulators and go withs. Saturday was more of same, visiting, buying little, selling little, walking hall and talking to others. Banquet Sat nite was excellent, and is a good new tradition. Good food and more visiting with others. Plans were even made for hunt in the spring. Finally off with drive home and weekend ended. Another excellent show concluded.

So again as I have said in the past, get a to show or swap meet and talk to vendors/people. Ask questions. And have fun.

*Kim Borgman*



1890s trade card with CD 106 Hemingray No 9  
 Compliments of: <http://www.hemingray.net>



Another Mid Ohio show has ended, a sure sign that winter is just around the corner. Many thanks to the Boster brothers, Lois Blair and all of the people who made the show the success that it always is. There remains some other shows on the calendar between now and the end of the year, more opportunities for adding to ones collection and meeting with fellow collectors.

Although it appears to be many months away, the Muncie National will be upon us in no time. Now is as good a time as any to make your table reservation.

You may want to consider a donation to the NIA scholarship fund. We seem to be attracting a pool of applicants from collectors or children of collectors. I cannot think of any more appropriate use of our funds than helping a member of our community further their education.

If you are aware of any one who would be a good candidate for one of the NIA Board positions that will reach the end of their term this year (President, Secretary or Eastern VP) please let myself or Don Briel know. Don't hesitate to submit your own name if you would like to run for one of these offices.

Wishing all of you and your families a very happy and prosperous holiday season!!

Merry Christmas and Happy New Year!!

*Matt Grayson*


## A SPRINGFIELD SURPRISE - CD 280 No 100 H.V. FOUND

Marge and Russ Frank had a wonderful find on the way to the 2015 Springfield show! The following was found in an antique store in a booth that had mostly craft type items.



They recovered a very scarce CD 280 HEMINGRAY [010] (F-Skirt) HEMINGRAY (R-Skirt) No 100 H.V. SDP. The No. 100 H.V. units are quite scarce and coveted by Hemingray and power collectors. This one is also in excellent condition. Good stuff is still out there so get out there and look!

~ Shaun Kotlarsky



Greetings to Everyone,

I hope this communication finds everyone well. Jana and I just returned from the Mid-Ohio show and it was great. Lois and Curt have once again hosted an incredible show and that doesn't happen by circumstance. Putting on any show takes effort. But, ask anyone who has hosted an insulator gathering if it was worth the effort... I think you will hear a resounding Yes!

Insulator shows, tailgaters, swap meets, etc. are the heart of the hobby. Getting together and seeing the insulator family is what makes this hobby so special. Certainly you love the glass, and the mud, and the go-withs. But what would this hobby be without the people? If you were the only person collecting these things would you continue in your insulator collecting quest? I doubt it. It just wouldn't be fun without the interaction of the people. So, to all of you who helped put on some type of insulator gathering....

THANK YOU. And, to all of you who supported these gatherings... THANK YOU too. Without your efforts, we wouldn't have this fabulous hobby. The point is, get involved. If possible help host an insulator event. You will enjoy it. And, be sure to support as many events as you can. No one can attend every show, but be there when you can. Your presence makes a difference.

Finally, by the time you receive this edition of Drip Points the Holiday Season will be just around the corner. Be safe, be thankful, and be sure to tell those who mean the most to you that you love them. Life is a gift, share it with others!

Happy Holidays to Everyone!

*Steve Roberts*

**SEE THE TEATS  
ON THE PETTICOAT**

They're on all  
**HEMINGRAY**  
Standard Screw  
GLASS INSULATORS

**HEMINGRAY**  
TRIPLE PETTICOAT  
No. 1  
HIGH VOLTAGE

No. 1 HIGH VOLTAGE  
Guarantee 10,000 Volts

They take all the moisture from the  
inner and outer surface of the insu-  
lator and keep the pin dry . . . .


WRITE US FOR FULL INFORMATION

**Hemingray Glass Company**

ESTABLISHED 1848 } COVINGTON, KY.  
INCORPORATED 1870 }

Factories, - MUNCIE, INDIANA

1906 - Street Railway Review ad for Hemingray  
Compliments of: <http://www.hemingray.net>



NIA business in 2015 is moving along well with current membership at 1637 members with 50 days left in the year as of this writing. There will be a few new members to add before year's end, but this is close to our projected total.

We still have not beaten our previous high year: 2012 at 1770 active members. If anyone out there noticed, the number I listed last year for 2012 was 1769, but we had a member who was inactive for a while "buy back years".

The NIA Handbook on page 12 states:

*The NIA offers its members the opportunity to "Bridge" their membership. This option applies to an individual NIA membership number. An individual member has the option to "Buy Back" gaps that may exist in their individual membership. These gap years would be purchased at the current membership dues rate per year for each year being bridged. The individual's total years of membership would be increased accordingly.*

**NIA membership rates:**

Regular members (including families) .....	\$22.00
Junior members .....	\$5.00
Club memberships .....	\$50.00

**Insulator Clubs:** Please note that you must have a current NIA membership to participate in NIA benefits such as insurance for shows. Now is the time for clubs to renew their memberships, as well as individuals and families. If club officers have changed and the notices need to go to a different person, please let me know.

**To All:**

If you haven't renewed yet, and or are not paid up through 2015, your membership will expire at the end of December. Second reminder notices will go out in mid-January. I would like to thank all of you who have renewed to date. Renewing early helps keep costs down. AND if you want to take advantage of bridging and buy missed years back, please make that clear in your renewal.

A very special thank you goes out to the many members that have included an added donation with their dues. This is so appreciated and on behalf of our organization, I would like to acknowledge you all.

Season's Greetings. I hope the New Year is prosperous and full of insulator treasures for all!

*Vickie McConnell*

**WANT TO GET DRIP POINTS ELECTRONICALLY?**



**Get Drip Points electronically to enjoy these extra benefits**

- Interactive table of contents. Just click or touch on the article you want to go to.
- Active URL and email Links.
- Readable on any device that can read PDFs, including Mac, PC, iPad, iPhone & iPod touch.
- Go green, save a tree.

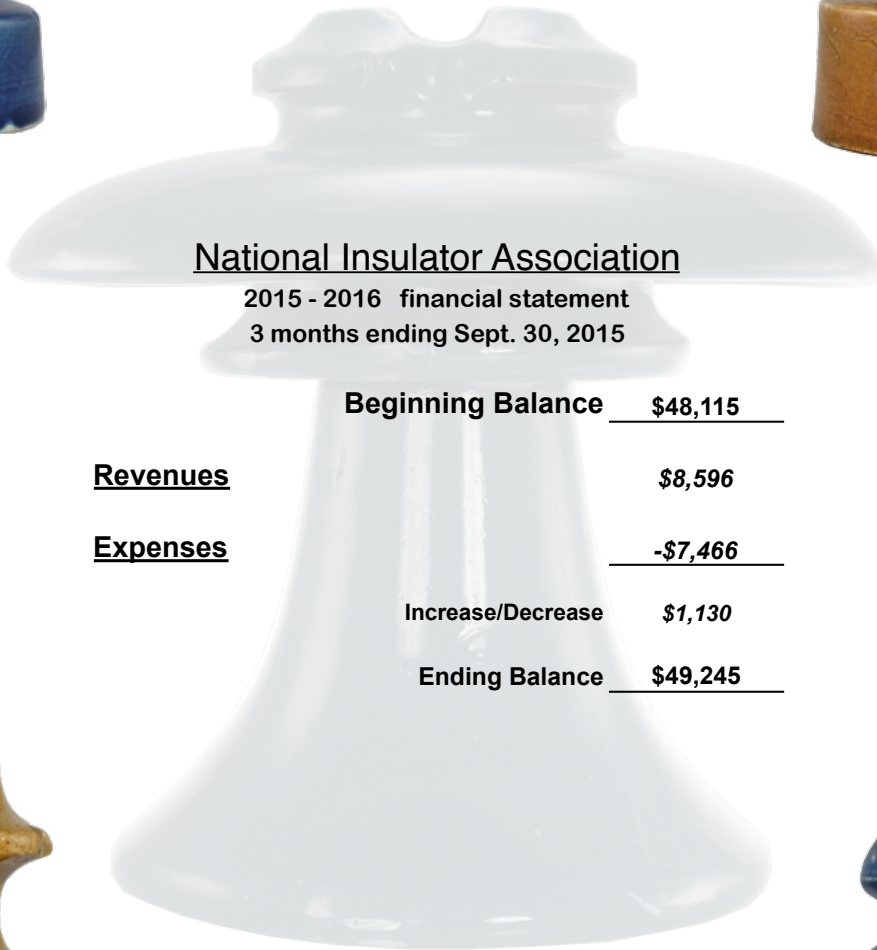
To switch, email: **Vickie McConnell** [membership@nia.org](mailto:membership@nia.org)





Treasurer | Bill Rohde

NIA# 1219





National Insulator Association

2015 - 2016 financial statement

3 months ending Sept. 30, 2015

	<b>Beginning Balance</b>	<u>\$48,115</u>
<b><u>Revenues</u></b>		<b>\$8,596</b>
<b><u>Expenses</u></b>		<b><u>-\$7,466</u></b>
	<b>Increase/Decrease</b>	<b>\$1,130</b>
	<b>Ending Balance</b>	<u><b>\$49,245</b></u>





I have come to a realization recently of something that has a real bearing on the field of altered and bogus insulators. That is the rise of social media. Just as the easy availability of social media (and unregulated, instant communication) has allowed for many of the political changes in the world today, I think it is affecting our hobby. Some of these changes have both good and bad components, but in the case of altered insulators I can see a good effect. Since I have become involved in the Facebook insulator collector groups, I consistently see collectors talk about and post links to irradiated, stained, altered, suspected bogus and bogus insulators. There seems to be more of a willingness to name names and say what might not be said in other venues... I am not entirely certain why, but it does seem to be part of Internet culture. I have seen eBay sellers that consistently deal in stained, irradiated, or altered insulators called out, with links to auctions. I have seen suspected irradiated or altered insulators called out and discussed, with photos and links as part of the discussion. This is good, as it puts the discussion in the public domain, and is an opportunity for the education of any new collectors in the group. Discussions of what may have been done to various items can be very interesting. Also, when certain sellers or dealers have a repeating pattern of questionable behaviors, it soon becomes apparent through shared stories of others experience. (This applies to various other bad behaviors, such as not delivering on sales, not describing damage, poor packaging, or other things.)



In any case, I think this is a good thing when it comes to altered or bogus insulators. The days of the few collectors or dealers who might be getting away with dealing in this stuff without being called out are going away. And this appears to have a very real effect on their bottom line. Character and integrity matters, and when it is lost many collectors no longer want to support that person in any way, including financially. I think it is a wake-up call to those that still knowingly deal in this stuff to consider whether this

is really worth it. And it is perhaps a reason why it is important to become educated in what items are generally considered to be or known to be bogus or altered. If a collector inadvertently sells or tries to sell something in this category, I think it is a good policy to come clean and do what they can to make it right. The hobby will be better in the end for it, and that collector or dealer's reputation will be the better for it. I even see this to some degree in the case of dealers who sell lots of altered insulators, even when they identify them as such. There is a strong undercurrent of dislike by many collectors for these items in the hobby, and this can affect the bottom line for dealers that get associated with this stuff.

I know Facebook has a mixed reputation out there for various issues, including privacy. Some of these concerns can be mitigated by careful examinations and settings in the user's profile. I personally turn off all sharing of data, except for friends, and I don't use any of the games or apps. If anything asks for access to my data, I just don't do it. (I also run some "stealth" software on my computer to avoid getting tracked as much as possible, but that probably is getting beyond the scope of this article.) Perhaps some of these concerns may be met by other social media or discussion forum sites, but for now Facebook seems to be the most effective and well used site I have seen. For better or worse, there is a lot of action there that I do not see in any other place. (It also seems to be a favorite place for collectors that go out hunting on old lines to post pictures of their finds. I have seen some amazing stuff there that doesn't seem to be posted elsewhere, especially threadless glass, but for all categories really.)

The world continues to change, and our hobby is no exception. In this case, I think the change is good.

*Paul Greaves*



Our NIA display guidelines are now simpler. I would like to explain a little about the new scoring in order to encourage collectors to display at the Muncie National. If you have questions, please contact me. I'll be happy to help.

### SHOWMANSHIP

This is pretty self explanatory, but when we break it down into pieces and assign a total of 40 points for all of the pieces it needs a little explaining:

**Presentation:** Does it make you go "Wow!?"? Dramatic lighting isn't mandatory, but you should add good light if the display needs it. Backlit glass always adds a flair but side & overhead lighting often works best for porcelain. Are the pieces just in rows on the table, or was care given to mount them in an interesting way? Does the display make you want to go back & look it over again? 10 points.

**Originality:** Is this just last year's display with a new item or two, or a copy of other's previous display? Or is this the first time anyone has seen a creative display quite like this? Some Springfield displays were very creative and would have scored high in this category. 10 points.

**Public Appeal:** Would someone off the street be drawn to the display? There are spouses & non-collectors at shows, does it offer them some interest if they don't understand our insulator jargon? Will they walk away with a better understanding of why you collected these insulators? 10 points.

**Use of Props/Go-withs:** Are there non-insulator items like pins, crossarms, wire ties, etc. that add to the display? Would period photos enhance the historical significance of the display? 5 points.

**Exhibitor Biography/Explanation:** Why do these insulator items hold your interest? What makes this collection of items significant to you and others in the hobby? 5 points.

### EDUCATION

**History:** This adds to what was started above. Give some history of the displayed items, when were they used? Who might have used them & or who made them? A timeline of the company might be useful, or info of the people who invented the items or copies of patents. What happened to end the company's efforts? 10 points.

**Information:** What features makes these better than another design? Why & how they were used? What equipment might they have used to make them, or whatever info you gather to add to the display context. Any information that is available can be put here, & please reference your sources if possible. 10 points

**Titles & Labels:** Each item may not need a label, but good use of legible identifiers always helps new viewers to learn what a piece is & helps them to know what they are seeing. 10 points.

**Handouts:** Don't forget these! They enable your display to go home with the viewer & make a lasting impression. Including an email address encourages communication & maybe helps you add to your collection someday. 5 points.

Thank you Springfield displayers! What a wonderful addition to the show the displays were! A couple were simply outstanding! I would like to see YOU display at the Muncie National!!

*Gene Hawkins*



In the last issue of Drip Points, I mentioned that I was working with Treasurer Bill Rohde to get a Google AdWords account created for the NIA. I wanted to test the waters on advertising the National Insulator Association web site ([www.nia.org](http://www.nia.org)).

I'm happy to report that so far it's performed better than I expected. I put a portion of our advertising budget to work, allocating about \$100/month towards Google AdWords. That works out to about \$3.30 per day, or about \$0.20 per click. Here's what our first ad looks like:

**Antique Glass Insulators**  
 Find out more about the hobby; join  
 The National Insulator Association!  
[www.nia.org](http://www.nia.org)

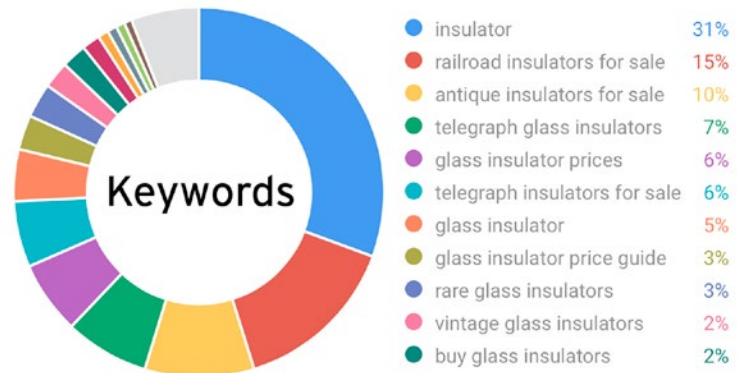
The ads can be seen on Google's search results pages, as well as relevant partner web sites. Now, for the numbers! Since August 12th, there have been:

- **277,146 impressions** (how many people saw our ad)
- **1,526 clicks** (how many people saw our ad and clicked on it)
- **3.1 average position** (how far down on the page our ad appeared)

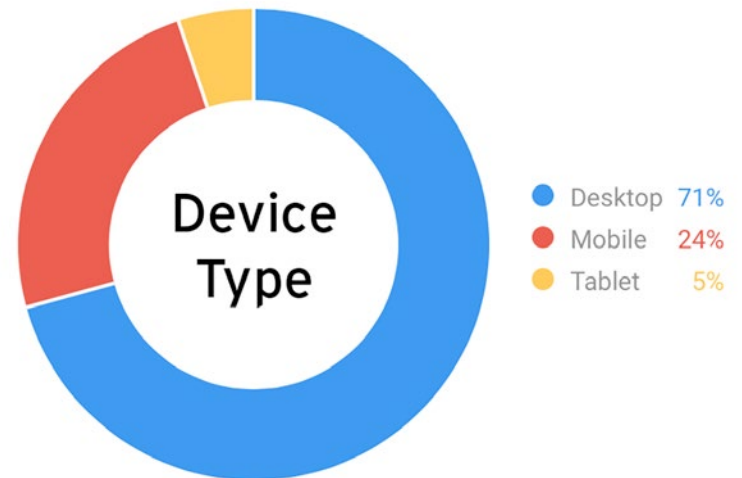
And here are the top performing keywords/keyphrases by number of clicks:

- 1.insulator – 86,235 impressions, 366 clicks
- 2.railroad insulators for sale – 9,132 impressions, 174 clicks
- 3.antique insulators for sale – 16,179 impressions, 114 clicks
- 4.telegraph glass insulators – 11,737 impressions, 88 clicks
- 5.glass insulator prices – 9,228 impressions, 76 clicks

Here's a chart showing the most popular keywords by percentage:

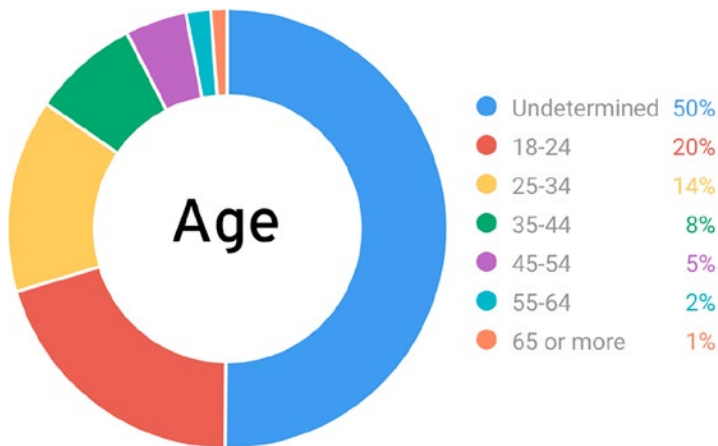


Based on the above, we know that a lot of people searching for insulators are interested in either buying or selling, and/or prices and value. Not surprising! Now, what types of devices are people using to search for information on insulators?



Desktops (traditional PCs) are still clearly in the lead, but notice that almost a third of devices are phones and tablets now. For us webmasters out there, we need to make sure that our insulator web sites are mobile-friendly.

Lastly, here's the graph I found to be the most interesting. How old are these people who are clicking to find out more about the NIA?



Take a good look at this one. If we ignore the 50% undetermined, we'll see that a firm 40% of all clicks are being performed by young adults ages 18-24, and another 28% are ages 25-34. And I'd be willing to bet that a good portion of that 50% undetermined are under the age of 18 (which Google doesn't track). If, like me, you've always believed that the youth are the future of our hobby, here are the numbers to back that up! Today's generation is searching for information on insulators, and they're using the Internet first and foremost.

For the next quarter, I'll be looking into possibly trying out a couple of different ad campaigns and/or targeting specific keywords, e.g. Hemingray and Brookfield. I'd also like to see if we can track the clicks on [nia.org](http://nia.org), and maybe in our sign up form, have an additional optional field for "How did you hear about the NIA?" Stay tuned!


I'd like to end this report with a little anecdote. A couple months ago, my son Christian Jr. came up to me and said proudly, "Look, daddy! He collects insulators too!" He handed me a little Lego figurine holding an "insulator". My wife and I cracked up. Soon the little Lego man had his own collection, too. Apparently even in the Star Wars Lego universe they collect insulators!



I know I'm preaching to the choir, but it can never be said enough: the children are the future of our hobby!

*Christian Willis*





Now that the 45th Mid-Ohio show in Springfield is behind us, we need to focus on potential NIA National and Regional Shows. We are currently looking for bids for the 2017 Western NIA National. Several parties have looked at this and we are still working with some, but it is not too late for anyone else in the Western Region to submit a proposal. We like to have the preliminary bid in by November 1st, 2 years in advance of the show, with revisions in by January 1st of the preceding year and the final proposal completed by March 1st of the preceding year. There is still plenty of time to work on a proposal for the 2017 National.

We would like to remind you that there is also the opportunity to have an NIA Regional Show. We would like preliminary proposals to be in to the committee by January 1st of the preceding year with final proposals in by February 1st of the preceding year. So at this time, we are looking for Regional proposals for 2017 in the Central and Eastern regions. This would be a great opportunity for someone to “test” the waters of being a show host if you eventually want to do an NIA National Show.

The NIA Events Advisory Committee will need to review any contracts that the potential show hosts may sign for the show. This will allow the committee to assist the potential show hosts in negotiating costs and also help avoid any potential issues that might put the show host and/or the NIA at risk.

Feel free to contact any of the members of the committee if you have any questions, concerns or suggestions. For more information on proposals, go to the NIA website, [www.nia.org](http://www.nia.org) and then to the NIA Membership Handbook. Information can be found in the following sections: General Rules of Conduct at NIA Sponsored Shows, Show Facilities Standards & Procedures, Exhibit & Judging Rules and Administrative Show Rules. Additional information can be for on the main web page under “Information for Show Hosts”. Don’t forget contacts that you might know such as an officer of the NIA, Club officers or prior show hosts.

The members of the NIA Events Advisory Committee are:

Darryl Wagner – Committee Chairman  
[show@nia.org](mailto:show@nia.org) or [dwi@blitz-it.net](mailto:dwi@blitz-it.net)  
816-719-0801

Dario DiMare – Eastern Region  
[Dario@dariodesigns.com](mailto:Dario@dariodesigns.com)

Bob Berry – Central Region  
[Pyrex553@aol.com](mailto:Pyrex553@aol.com)

Dwayne Anthony – Western Region  
[insulators@open-wire.com](mailto:insulators@open-wire.com)

Lou Hall – First Past President  
[louhall@pacbell.net](mailto:louhall@pacbell.net)

*Darryl Wagner*



**CONTRIBUTE ARTICLES TO DRIP POINTS!**



I always welcome interesting insulator related articles. It can be anything from a general research paper or to something very specific (Like a CD, M, U or ST Number study). I also want stories about hunts and finds!

If you want to submit an article or have questions about doing an article contact me.

**Shaun Kotlarsky** | Drip Points Editor [publications@nia.org](mailto:publications@nia.org)



Goodness, it's almost time for Santa Claus to pay a visit to your home. Are you ready? I'm getting ready .....to meet my Drip Points article deadline for your Winter DP issue.

I've been busy with the interviews of our past NIA National Show Hosts. Compiling and editing the interviews is done by my grandson, Clay Bledsoe-NIA# 5581. My daughter, Laura Bledsoe-NIA#1381, produces the DVDs so I have them ready for you in exchange for a \$5.00 NIA donation at the next National, which will be in Muncie, IN in 2016. For me, interviewing show hosts was a very exciting experience this past year. And the process gave our past hosts the opportunity to share how they handled the A-Zs that they encountered along the way. And, oh my goodness did I listen to some great stories from past show hosts. All of this is part of my RESEARCH and EDUCATION position with NIA.

If you have never hosted a SHOW....a local show, a regional show, or a National Show ...well, it's a great rewarding experience. It takes planning, making choices, and it tests your organizational skills. NIA provides a guide to assist interested show hosts and will guide you with suggestions for hosting a show. There are deadlines the show host needs to be aware of and to be prepared to meet. Advertising a show is critical and there are many free advertising venues to pursue thus, giving the public the opportunity to participate in the show.

I challenge you to "stick your neck out", volunteer to host or co-host a local/club show or swap/meet. You will be amazed how easy it is once you have hosted a show. NIA needs "new blood", new places and new ideas to make the hobby grow. I believe any past show host will be glad to assist you with plans and mentor with ideas as to how to be successful with the adventure you have embarked upon. Darryl Wagner is there to assist you. Give him a call or email. NIA always needs members to volunteer to host a show.

*Jacque Linscott-Barnes*





**Board member nominations now open!**

The following positions are open for nominations:  
**President, Eastern Region Vice President, and Secretary**

All nominations for these offices must be in by **February 1st.**

Nominations should be submitted to **Matt Grayson**



Did anyone notice the copy of the scholarship brochure in the October issue of Crown Jewels ? This is just another way we are trying to spread the word about our scholarship program. There are many people who take Crown Jewels that do not belong to the NIA. Please take this brochure and show it to your friends and families so they are aware of the program. These brochures can be shared with your social groups, church groups, etc. Please contact me if you would like some brochures to distribute.

Remember this is one of the ways we can introduce young people to the hobby.

ATTENTION SHOW HOSTS: Please contact me if you are willing to display some scholarship brochures at your shows. I will mail them to you immediately. We need to spread the word especially among collectors. This is their hobby so they need to think about how to get young people into the hobby.

How about if someone were to do an Insulator App??? I challenge those who have that talent to please consider doing this. Perhaps this is a way to reach the younger audience. Think about it. How many young people did you see at Springfield ??

*Kay Bryant*

## A COOL SPOOL - CD 1058 HEMINGRAY PRODUCT



At first glance this spool looks like it is from outside North America, but it is in fact a Hemingray made (no name) spool! Dario Dimare assigned it CD 1058 at the Springfield show.

Roger Lucus found a chunk of one at the Hemingray dump in the classic Hemingray ice blue. In the meantime Andrew Gibson came up with a whole example! The shard and the spool were compared at Springfield and it's a match!







## The National Insulator Association Glass Commemoratives

*"46th year of continuous production"*  
46th NIA Convention | 2015 Sandwich, IL



### "Sunflower Yellow"

**\$40.00** postage paid for the first commemorative  
(each additional piece **\$35.00** when shipped with first)  
Solid pours (each has a little milk splotch) - **\$50.00** each / ppd



Embossed on the base of the commemorative



Embossed on the dome of the commemorative

### History of the National Show Commemoratives: "Collecting Our History"

Being an enthusiastic insulator collector, Frank Miller of Tulsa, Oklahoma went home from the First National Insulator Meet (that's what the "National" show was referred to in 1970) held in New Castle, Indiana with an idea that collectors should have something by which they could remember the national meets. After months of struggling, he managed to have an insulator mold made. Frank said it was often referred to as "Frank's Last Folly" since he retired from teaching shortly thereafter. He also said it was worth the struggle. The commemorative insulator he designed replicated the early threadless "pilgrim hat" (CD 736) and is almost 4 inches high and is 3 ¼ inches across at the base. Since 1970, the glass commemorative has marked the national show event with new embossing for the location and a new color of glass. In 1979, the project was continued by John & Carol McDougald of Sedona, AZ. John and Carol produced the yearly commemoratives through 2009 at which time they donated the production to the National Insulator Association starting with the 2010 commemorative. Any profits made from the NIA Commemoratives go to benefit the National Insulator Association, a 501(3)c.

#### Please remit order and payment to:

NIA 2015 Commemorative  
Carolyn Berry  
1010 Wren Court  
Round Rock, TX 78681

#### Please make checks payable to: NIA

**Phone orders:** (512) 255-2006  
**Email orders:** [pyrex553@aol.com](mailto:pyrex553@aol.com)  
**Paypal available:** see note below  
**Website:** [www.nia.org](http://www.nia.org)

(for PAYPAL - credit card option follow link from website)  
If you have questions, or live outside the continental USA,  
please contact me by phone or email.



Unseasonable temperatures and an unbelievable cast of characters welcomed collectors to Springfield, Ohio for the 45th Mid-Ohio Insulator Show during the weekend of November 6-8. A record 136 sales tables and 17 displays greeted a consistently packed show floor as attendees swapped stories and shared their knowledge with an obvious influx of new collectors. Some high quality glass and literally acres of porcelain changed hands throughout the weekend as sales reports were favorable.

Thanks to the coordination of Justin Stoudt, and with the assistance of Dennis Bratcher and Chip McElwee, the Mid-Ohio Community Display of Lynchburg Glass was both educational and appealing to the eyes as it glowed from the show stage. In the display area, Arlen Rienstra's exhibit of Lowex insulators was the choice for the Steve and Lois Blair Most Educational Award. "50 Shades of Gray," an appealing porcelain display with an ambiguous theme presented by Elton Gish, claimed the People's Choice Best of Show award.

The Mid-Ohio After Hours auction on Friday offered a little something for every collecting taste. The stars of the auction were a seldom seen CD 120 unembossed teal pony that sold way under book value for \$ 1850, and a stamped porcelain Harloe that fetched \$ 1150. Back on the show floor, Jason Townsend's massive porcelain purchase from the previous week paid off when an Arizona collector bought everything. And there were a couple of entire collections/sales tables that were sold both Saturday and Sunday.

Of course the success of the Mid-Ohio Show is dependent upon the collectors and dealers who maintain and support the show. Sure it's a lot of work to host, but it's still all about collecting first. The original spirit of collecting established by Steve and Lois, the frigid quonset hut in London, and those who pioneered the hobby persists each year and miraculously, the Mid-Ohio continues to grow and amaze. Big thanks to all who attend and assist in making this "the greatest show on earth."

The 46th Mid-Ohio Show (November 4-6, 2016) planning is officially underway.



↑ Bob & Carolyn Berry

← Darryl & Margret Wagner



**Jason Townsend's massive porcelain sale**



**Harold Jacobus**



**Bob Stahr's Hemingway Go-Withs**



**Bill Rohde Helping Make Miniature Insulators**



**The annual toast**



**Pat Barkwell toasting in a CD 125**



Sample of some quality items up for auction



Steve Green Auctioneer (Sunbury, Ohio)



A packed auction floor, many good deals were had!



Exhibitors and their Ribbons



The Delicious Saturday Evening Banquet, catered by Rudy's Bar-B Q



Left - Shaun Kotlarsky (Hemingray Specialist)  
Right - Derek Weis (CD 254 Specialist)

## SHOW AND TELL INSULATORS



Just a sampling of the cool stuff that was brought for show and tell! Thanks to all who brought stuff for me to photograph. More photos will be on <http://www.hemingray.net> and <http://www.allinsulators.com> soon so check it out!



# 2015 45th Mid-Ohio Insulator Show



# Displays



**Anthony Letnich**  
High Voltage Signs



**Kim Borgman**  
Hemingray CD 106



**Les Christensen**  
Armstrong Insulators



**Arlen Rienstra**  
LOWEX - Power Distribution Insulators



**Don Mecklenborg**  
Postal Beehives, Made by Whom?



**Robert Strezze**  
McLaughlin Glass Insulators



**Rick Soller**  
Insulator Shaped Porcelain Cups



**Ken Willick**  
Glaze Tests or Fantasy Pieces?



**Dennis Bratcher**  
Lynchburg's Recycled Molds



**Bear Spittler**  
The CD 152 Revised



**Terry Drollinger**  
Lightning Rod Insulators



**Roger Lucas**  
Friends, Romans, & Countrymen Lend me your Ears





**Elton Gish**  
50 Shades of Gray





**Mike Funderburk**  
CD 128

**Community Display**  
Lynchburg Glass Co





**Matt Grayson**  
Transpositions



**Jim Frustieri**  
Sun Colored Amethyst Brookfield Insulators

**2015 45th Mid-Ohio Insulator Show photos by:**  
Shaun Kotlarsky, Michele Kotlarsky, Kevin Jacobson

Be sure to check out the quick video I did of the show (Mainly the displays) ~ Shaun Kotlarsky  
[https://www.youtube.com/watch?v=6x-IXCb3x\\_E](https://www.youtube.com/watch?v=6x-IXCb3x_E)





Pittsburg High Voltage was known for their wide array of copies of popular glass insulator styles. One such style is the U-154 which is a reasonably good CD 151 copy. Only cataloged between about 1908 and 1910, the U-154 still managed to get spread across the country and in a surprising number of varieties and color.

U-154 is found both unmarked in various shades of brown and tan, as well as with several different types of Postal markings, some of which are known to be in tan. We can surmise that it is theoretically possible for every variation of U-154 to be known in the lovely lighter tan/caramel shades Pittsburg production is known for. As an additional note, Pittsburg High Voltage was incorporated during a brief time when the legal spelling of Pittsburg lacked the ending “h” we commonly see it spelled as, and we will use the Pittsburg spelling or PHV abbreviation throughout this article. For a detailed history of PHV, please see Elton Gish’s latest book “Collector’s Guide for Porcelain Insulators” available at [www.r-infinity.com](http://www.r-infinity.com).

In my collecting, I have identified three basic types of U-154 along with a number of variations. All U-154 have an MLOD. Roughly about 30-40 percent show a double firing rest, with both the inner petticoat and the outer skirt unglazed, while the remainder have a more traditional single firing rest, with just the outer skirt unglazed on the bottom. All U-154 I have seen have a fully glazed pinhole with a roughly dime sized impression at the top of the pinhole. We can theorize that all marking and color combinations can be found either single or double rest. I have not yet discerned any rhyme or reason to the difference.

While the unmarked versions are the most common, they can be had in colors ranging from the rather ugly blackish brown Pittsburg used, all the way up to lovely lighter shades of tan and caramel. In addition, you can find all manner of blotchy and mottled glazes as well as a pretty light reddish brown shade. With a bit of effort a better quality U-154 can be had, and the unique shape and random Pittsburg glaze



can really make a good U-154 stand out on a shelf.

Next, we come to the marked U-154’s. These come in four major forms, with several lesser variations. The first, and one of the hardest to find and spot is a very weak large script POSTAL marking that looks like an under glaze ink application, but was actually very weakly pressed into the plaster molds from which U-154 was made. It is possible this marking was present on the master form used to make molds. Regardless, it is easily washed out by thick glaze, and only fully visible in the lightest of glazes. Most often it is spotted by a keen eye and the presence of several barely discernible letters, but once you know what you are looking at, it is easy to spot. I have two U-154 in my collection with this weak marking. For the sake of keeping track of markings, I call this a Type 1 Postal marking.

Next we have units with crudely hand scribed POSTAL on each side of the insulator. I have not seen one of these in person and would love to get my hands on one. They are probably the rarest Postal marked U-154. I call this a Type 2 Postal marking.

Then we have the incuse Postal marking. Because the Type 1 marking was so poor, it is likely that Pittsburg switched to a more traditional hand stamp. Two major variations and one minor subvariation exist among these. What I call Type 3 is a shallow struck and narrow font, while closely related is the Type 4 which is cruder and can be quickly spotted by the lazy S in the marking. (Thanks to Elton Gish for pointing that one out.) Type 5 is a deeper struck marking with a much wider font and seems to be the most commonly found Postal marking. It is certainly the most legible. Lastly we have what I call the Type 6 or Type 7 marking, which is a Type 1 Postal marking on one side, and a Type 3(combined to make Type 6) or Type 5 (combined to make Type 7) on the other. This is likely a transitional marking. In my collection is one unit with the Type 1 script marking on one side, the Type 3 marking on the other, which has then been overstruck by type 5. So far this is the only one re-

corded and should be considered a factory anomaly.

Like any Pittsburg insulator, lighter colors and brighter glazes add value. Markings greatly increase the value, and any of the Postal markings will quickly drive a U-154 up in value. It is interesting to note that all three major marking types were in use at the same time, at least for a brief period. It is easy to add one or two nice U-154 to a collection, and if you have decided to get obsessive about them as I have, it soon becomes apparent that there is a lot more variety to what is commonly regarded as a mildly interesting insulator than meets the eye. Thanks to Elton Gish for the Pittsburg catalog page (note that it is a blatant ripoff from Hemingray) information on likely production timeframe, additional marking information and listening to my obsessive study of these insulators while trying to make the first real survey of the style.

Note that my type designations for U-154 markings may exceed what may be listed in the upcoming porcelain value guide and will only be of interest to the specialist.

**Type 1.** Large script POSTAL marking, appears as an underglaze ink marking

**Type 2.** Hand engraved POSTAL//POSTAL (Marking appears on each side of the insulator)

**Type 3.** Shallow and narrow font POSTAL

**Type 4.** Same as Type 3 only with cruder letters

**Type 5.** Deeply struck, wide font POSTAL

**Type 6.** a combination of Type 1 and Type 3

**Type 7.** a combination of Type 1 and Type 5

**Type 8.** Type 6 with a type 5 overstrike

Combine these with the two different styles of firing rest, and it quickly becomes possible to pursue an interesting sub collection that could in theory comprise a dozen or more units. Note that Type 3, 4 and 5 markings are probably the easiest to get, with Type 4 probably being rarest of the three. All other markings could reasonably fetch anywhere from \$75 on up for good quality specimens, with a quality double marking fetching \$100 or more.



A variety of colors and markings exist among U-154




Type 8

Type 3

Type 1

Western Union Double Petticoat  
Insulator



OUR NO. 22

Approximate weight, per piece, 22 oz.  
Approximate weight, per 1000, 1575 lbs.  
Packed 200 in a Barrel

1909 Pittsburg catalog

Note that the drawing shows drip points and is most likely a drawing from a Hemingray catalog listing.



CD 151 H.G.Co. in Gray w/ Purple Swirls  
Photo compliments of Shaun Kotlarsky



U-154 Type 5  
Photo compliments of Elton Gish



## CD 233 Hemingray 42

No, that's not a typo in the title! When you think "Hemingray 42" the CD 154 probably comes to mind. But there is another radically different style of the Hemingray 42.

This other 42 closely resembles a CD 233 and is currently listed as such. No complete examples are known at this point in time. Two dump specimens are known. Luckily we have one with a good bottom and one with a good top so we know exactly what it would have looked like.

Recently at the 2015 Springfield show, I had asked Darin Cochran and Roger Lucas to bring the examples they had dug at the dump to have me photograph. My idea was to repair them on Photoshop so for the first time we can see what a complete one would look like.

It is SDP and marked HEMINGRAY on the front skirt and No 42 on the back. The glass on both of them are covered in this black coating. (They were found in nearly the same spot, none of the other glass from this area had this coating).



Hemingray No 42 digitally reconstructed unit



## By Shaun Kotlarsky

It has a wider cable top and side groove when compared to the CD 233 HEMINGRAY E.3.

Thanks to Darin Cochran and Roger Lucas for bringing and sharing these! I know I was happy to get to see them and have fun repairing it in Photoshop.



Hemingray No 42 under side




Hemingray E.3. for comparison




Only one style of the CD 104 NEW ENG.TEL.& TEL.CO (New England Telephone & Telegraph Company) is Hemingray made. That is the [075] embossing. There are some units out there that are very close looking to Hemingray ones but are not. Vast majority of CD 104s are NOT Hemingray made. There are some common Hemingray characteristics that will get you on the right track to identifying Hemingray made CD 104's. Remember, there are some that have most of those characteristics but are not Hemingray!

**NOT Hemingray - MLOD**

As with all Hemingray insulators, they will never have a MLOD (Mold Line Over Dome) Hemingray used 3 piece molds. If the Insulator has a MLOD you can quickly eliminate it as being Hemingray.



**Dome Number**




**NOT Hemingray - Dome number or glass dot**

The Hemingray ones do NOT have dome numbers or a glass dot


**Sharp Mold Lines on dome**

Sharp mold lines on the dome, similar to what you see on a CD 112.4 Hemingray No 8. This also is a common characteristic of other Hemingray made insulators.

**Hemingray - Sharp Mold Lines on dome**



**NOT Hemingray - Round Mold Lines on dome**





## Tight Arc Embossing

The Hemingray made units have a tighter arc than MOST (but not all) of the CD 104's. Some NON Hemingray ones have the same arc pattern so this step must be combined with the others in determining if the CD 104 is a Hemingray or not. The NON Hemingray examples below are of some the tighter arc ones that are close. One Hemingray example I measured has a width of 1.748" or 44.41mm from the tip of the first N to top of L. That's not to say others are the same (there are at least 2 Hemingray molds) or NON Hemingray ones won't be close, just a interesting data point. At this point there are so few confirmed Hemingray units that more data needs to be collected.

### Hemingray



### Hemingray



### NOT Hemingray



### NOT Hemingray

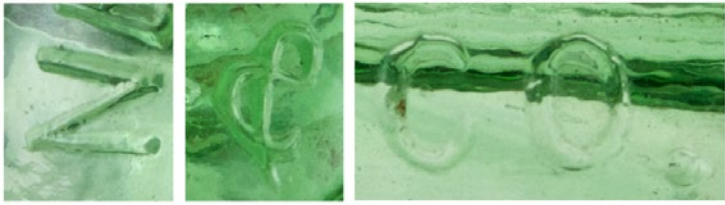


## Thin Crisp embossing

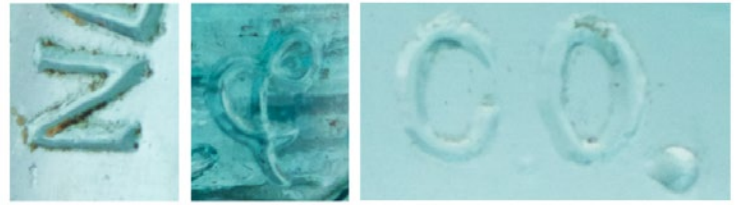
Thin Crisp embossing. Same kind of embossing that you see on most Hemingray insulators. Also the "&" is a good indicator of a Hemingray made one. Also the shape of the "O" in CO. The "N" on the Hemingray made ones is unique.

The above photos for "Tight Arc Embossing" also show this Thin Crisp embossing on the two photos labeled "Hemingray".

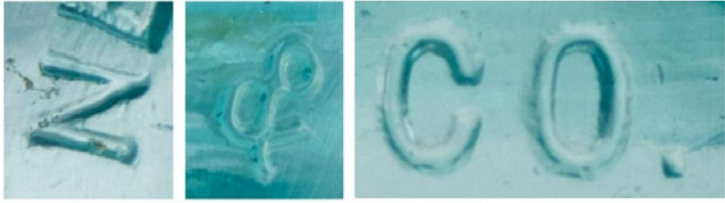
### Hemingray



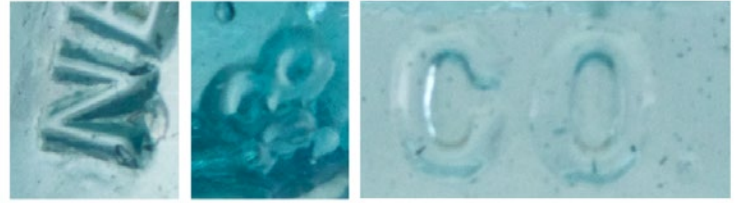
### Hemingray



### NOT Hemingray



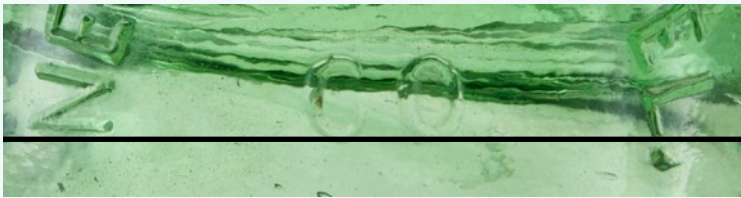
### NOT Hemingray




### Alignment of the Arc and "CO."

On all the Hemingray made units the arc embossing and the CO. are about level. Some of the NON Hemingray ones have the CO up higher. There are NON Hemingray ones that have the arc and CO aligned.

### Hemingray



### NOT Hemingray



### Examples of some Hemingray made units.



# Winter 2015 NIA Products

## GOLF / POLO SHIRTS

**Colors:** Call or email for colors

**Info:** All with embroidered logo some with pockets, pockets, 2X **\$3.00** extra

**Price:** **\$38** or **\$41**

**Size:** S \_\_\_ M \_\_\_ L \_\_\_ XL \_\_\_

2XL \_\_\_ 3XL \_\_\_

**Color:** \_\_\_\_\_

**Total Quantity:** \_\_\_\_\_

**Total Price:** \_\_\_\_\_

## T-SHIRT

**Colors:** Stonewash Green, Stonewash Med. Blue, Pebble (Sand), Lt. Steel Gray



**Info:** Hanes Heavyweight, 6.1 oz. cotton pre-shrunk. Screen-printed logo (front & back)

**Price:** **\$20** or **\$23**

**Size:** S \_\_\_ M \_\_\_ L \_\_\_ XL \_\_\_

2XL \_\_\_ 3X \_\_\_

**Color:** \_\_\_\_\_

**Total Quantity:** \_\_\_\_\_

**Total Price:** \_\_\_\_\_

## CREW NECK SWEATSHIRTS

**Colors:** Hunter Green, Cardinal Red, Lt. Steel Gray



**Info:** Heavy weight 100 % cotton/polyester blend, pre-shrunk, embroidered logo

**Price:** **\$25** or **\$30**

**Size:** S \_\_\_ M \_\_\_ L \_\_\_ XL

2XL \_\_\_ 3X \_\_\_

**Color:** \_\_\_\_\_

**Total Quantity:** \_\_\_\_\_

**Total Price:** \_\_\_\_\_

## BUTTON FRONT SPORT SHIRT

**Colors:** White, Red, Blue, Brown, Tan



**Info:** All with embroidered logo (no pockets)

**Price:** **\$32** or **\$35**

**Size:** S \_\_\_ M \_\_\_ L \_\_\_ XL

2XL \_\_\_ 3XL \_\_\_

**Color:** \_\_\_\_\_

**Total Quantity:** \_\_\_\_\_

**Total Price:** \_\_\_\_\_

## HENLEY T-SHIRT

**Colors:** Black and Lt. Steel Gray



**Info:** Only come with embroidered logo. three button placket

**Price:** **\$25** or **\$28**

**Size:** S \_\_\_ M \_\_\_ L \_\_\_ XL

2XL \_\_\_ 3X \_\_\_

**Color:** \_\_\_\_\_

**Total Quantity:** \_\_\_\_\_

**Total Price:** \_\_\_\_\_

## HOODED SWEATSHIRT

**Colors:** Lt. Steel Gray



**Info:** With full front zipper/muff pocket & drawstring hood, embroidered logo

**Price:** **\$35** or **\$40**

**Size:** S \_\_\_ M \_\_\_ L \_\_\_ XL

2XL \_\_\_ 3X \_\_\_

**Color:** \_\_\_\_\_

**Total Quantity:** \_\_\_\_\_

**Total Price:** \_\_\_\_\_

## DENIM SHIRTS

**Colors:** Stonewash Blue or Natural



**Info:** Nicely weighted denim, pre-shrunk cotton, left-side pocket

\*ladies order comparable men's size, see chart

**Price:** **\$35** or **\$38**

**Embroidered logo**

**Size:** S \_\_\_ M \_\_\_ L \_\_\_ XL \_\_\_

2XL \_\_\_ 3XL \_\_\_

\* S/Sleeve \_\_\_ \*L/Sleeve \_\_\_


**Color:** \_\_\_\_\_

**Total Quantity:** \_\_\_\_\_

**Total Price:** \_\_\_\_\_

## EMBROIDERED LOGO T-SHIRT

**Colors:** Sand, Gold, Ecu, Ash Gray, White, Cardinal Red, Lt. Blue, Army Green, Navy, Bright Green, Lt. Steel Gray, Stonewash Green, Chestnut Brown, Maroon



**Info:** I have a limited number of t-shirts with pockets, call for details Pockets, **\$2.00** additional on all regular t-shirts

**Price:** **\$20** & **\$23**

**Size:** S \_\_\_ M \_\_\_ L \_\_\_ XL

2XL \_\_\_ 3X \_\_\_

**Color:** \_\_\_\_\_

**Total Quantity:** \_\_\_\_\_

**Total Price:** \_\_\_\_\_

### EMBROIDERED CAP

Colors: Khaki, Stone, Blue, Gray, Orange, and Pink, Red (\$2 extra)  
(Circle color choice)



Price: \$20 or \$22 (Red)

Total Quantity: \_\_\_\_\_

Total Price: \_\_\_\_\_

### NIA NAME BADGE

Info: Engraved; beveled edges | pin back (free) OR Magnetic back add \$1.00

Price: \$13 or \$14

Total Quantity: \_\_\_\_\_

Total Price: \_\_\_\_\_

### COLLECTORS PATCH

Price: \$4

Total Quantity: \_\_\_\_\_

Total Price: \_\_\_\_\_

### BADGE BAR

Info: For NIA position or local club

Price: \$4

Total Quantity: \_\_\_\_\_

Total Price: \_\_\_\_\_

### NIA WINDOW DECAL

Info: for outside car window.

White: 5 1/2 x 6 3/4 Color: 4 1/4 x 5 3/4

Price: \$10 (White) \$7 (Color)

Color: \_\_\_\_\_

Total Quantity: \_\_\_\_\_

Total Price: \_\_\_\_\_

### TOTE BAG

Info: "Big Thunder" Tote bag - sturdy with NIA logo

Price: \$15

Total Quantity: \_\_\_\_\_

Total Price: \_\_\_\_\_

### Name Badge Engraving Information:

Name _____	NIA# _____	City _____	State _____	<input type="checkbox"/> Pin	<input type="checkbox"/> Magnet
Name _____	NIA# _____	City _____	State _____	<input type="checkbox"/> Pin	<input type="checkbox"/> Magnet
Name _____	NIA# _____	City _____	State _____	<input type="checkbox"/> Pin	<input type="checkbox"/> Magnet

Club Bar _____	Quantity Needed _____
Club Bar _____	Quantity Needed _____
Club Bar _____	Quantity Needed _____



Thank you for supporting the NIA!

### U.S. Postage:

\$6.75 for the first item & \$1.50 for each additional item ordered.

Postage for Patches, Badge Bars are \$0.60 each. Decals, \$1.95

Name Badges are \$0.85 each to mail.

For Postage outside the US or AK & HI Contact me for quote

### Shirt Sizing Chart:

#### Adult/ Mens

S 32-34 | M 36-38 | L 40-42 | XL 44-46

2X 48-50 | 3X 52-54

#### Ladies

S 28-30 | M 32-34 | L 36-38 | XL 40-42

Ladies order comparable adult/men's size for most shirts, unless specifically noted as a ladies shirt

Please make check or money order in U.S. funds payable to **National Insulator Association or NIA**

Name: \_\_\_\_\_

Address: \_\_\_\_\_

City: \_\_\_\_\_ State: \_\_\_\_\_ Zip: \_\_\_\_\_

Telephone: \_\_\_\_\_

Email Address: \_\_\_\_\_

Subtotal: \_\_\_\_\_

US Postage: \_\_\_\_\_

Total Enclosed: \_\_\_\_\_

### Send completed form to:

Margaret Wagner | 14615 Skyview Avenue | Smithville, MO 64089 | 816-719-0802 | [niaproducts@nia.org](mailto:niaproducts@nia.org)



# Membership Application & Renewal Form



Prospective members may join the NIA at any time; however, the "membership year" begins on January 1st and ends on December 31st. New memberships issued within three months of the beginning of the new membership year (October – December) will be good for the following calendar year. New members are entitled to all membership privileges immediately upon acceptance by the NIA.

**If you are joining the NIA during the months of January through September your membership will expire on December 31st of this calendar year.**

Submit (Payable to the NIA in U.S. funds) To: **Vickie McConnachie**

P.O. Box 1466  
Corrales, NM 87048

**Dues Schedule:**

Regular Membership ..... **\$22.00**  
Junior Membership (under 18) **\$5.00**  
Club or Organization ..... **\$50.00**

[membership@nia.org](mailto:membership@nia.org)  
Or renew online at:  
<http://nia.org/membership/>

**Check appropriate class:** Regular  Family  Junior  Club/Org.

**Check years of Payment:** Single year  Multi-year

**Please Print Legibly**

Name \_\_\_\_\_

NIA # (If renewal) \_\_\_\_\_

Address \_\_\_\_\_

City \_\_\_\_\_

State/Province \_\_\_\_\_

Zip/Postal Code \_\_\_\_\_ (+4) \_\_\_\_\_

Country (if not U.S.) \_\_\_\_\_

Telephone Number \_\_\_\_\_

E-Mail Address \_\_\_\_\_

Include me in the Annual NIA/Crown Jewels Directory..... Yes  No

Include my Telephone Number..... Yes  No

Include my E-Mail Address ..... Yes  No

I would like to receive Drip Points in the following format .....Paper  Electronic

(Check only one, an e-mail address is required for electronic)

Referred by: \_\_\_\_\_ NIA # \_\_\_\_\_

**Additional Family Members residing in the same household at no additional cost.**

Name	NIA # (If renewal)
1 _____	_____
2 _____	_____
3 _____	_____
4 _____	_____

Signed \_\_\_\_\_

Date \_\_\_\_\_ Amount Enclosed \$ \_\_\_\_\_

# Advertising Information

## Drip Points Magazine Advertising Information

- Display Ads will be sold by fractions of a page.
- Camera-ready copy is preferred but not required.
- An additional fee may be charged for color and set-up based on size and complexity for ads.
- All advertising will be kept confidential until it is published.
- Multiple ads must run in consecutive issues with no changes.
- All ads must be paid for in advance.
- Advertisements must meet all postal regulations that govern publications mailed at Non-Profit Standard Mail prices of postage.

### Full Page

1x.....	<b>\$100.00</b>
2x.....	<b>\$189.00</b>
3x.....	<b>\$278.00</b>
4x (Full Year) ..	<b>\$362.00</b>

(Multi run discount **\$11.00/x**)

### One-Half Page

1x.....	<b>55.00</b>
2x.....	<b>101.00</b>
3x.....	<b>147.00</b>
4x (Full Year) ..	<b>193.00</b>

(Multi run discount **\$9.00/x**)

### One-Quarter Page

1x.....	<b>\$30.00</b>
2x.....	<b>\$53.00</b>
3x.....	<b>\$76.00</b>
4x (Full Year) ..	<b>\$99.00</b>

(Multi run discount **\$7.00/x**)

### One-Eighth Page

1x.....	<b>\$20.00</b>
2x.....	<b>\$35.00</b>
3x.....	<b>\$50.00</b>
4x (Full Year) ..	<b>\$65.00</b>

(Multi run discount **\$5.00/x**)

### One-Sixteenth Page

1x.....	<b>\$15.00</b>
2x.....	<b>\$27.00</b>
3x.....	<b>\$39.00</b>
4x (Full Year) ..	<b>\$51.00</b>

(Multi run discount **\$3.00/x**)

For more Info. on advertising  
or to buy an ad contact:

**Christian Willis**, NIA #5185  
P.O. Box 2797  
Parker, CO 80134

**Phone:** (949) 338-1404

**Email:** [admanager@nia.org](mailto:admanager@nia.org)

## 2015 EDITION North American Glass Insulators - Price Guide

- 370 Pages – Spiral Bound
- Added CD Numbers
- Added Embossing Listings
- Added Color Listings
- Drawings with Listings
- New and Expanded Appendices
- Color Cover and Photos
- Scale Drawings in Appendix




**Paper Edition -- \$49 post-paid in USA**  
Call or email for shipping rates outside of USA

To order: send check, money order, or PayPal to:

**Donald R. Briel**  
P. O. Box 188  
Providence, Utah 84332  
[Don.Briel@comcast.net](mailto:Don.Briel@comcast.net)  
(435) 753-5786

Visit: [www.InsulatorPriceGuide.com](http://www.InsulatorPriceGuide.com)



**“The Best on the Line”**

## HEMINGRAY INSULATORS

*All styles and design are illustrated  
in our new catalog*

**HEMINGRAY GLASS CO.** COVINGTON,  
KENTUCKY



## National Insulator Association Scholarship Fund

**Money for college!**  
**\$1000/\$500 up to \$2000!**

NIA Scholarships are available for a \$1000 academic scholarship and a \$500 vocational scholarship.

Write a 300 word essay. It's that easy!  
Tell us how to spread the word about the hobby.

These scholarships are to encourage the growth and public awareness of the hobby.



Submission deadline is April 1

The Scholarship Application and  
Application Guide is available at:

<http://www.nia.org/scholarship/>



## RAILRODIANA COLLECTORS ASSOCIATION, INC. (“RCAI”)

*America's Largest Organization Devoted to the  
Collection and Preservation of Railroad Artifacts*

◆ Meet friends and fellow collectors dedicated to preserving artifacts of rail transportation history for future generations.

◆ Find out about upcoming events and learn more about the almost infinite landscape of railroad collecting, from lanterns, to keys and locks, china, menus, and more!

◆ Membership includes our lavishly illustrated, full-color quarterly magazine, *The Railroadiana Express*, free-to-members advertising, and access to the membership directory.



To learn more about RCAI, to become a member, or download a recent issue of *The Railroadiana Express*, visit our website at:  
[www.railroadcollectors.org](http://www.railroadcollectors.org)

# Upcoming Shows

**December 6 (Sunday)**

**ENFIELD, CT**

Yankee Polecat Insulator Club, 3rd Annual "Beat The Snow" Antique Insulator, Bottle & Collectible Show, Insulators, Bottles, Railroadiana, Telephone & Telegraph Collectibles, Lighting Rod Equipment. Free admission. American Legion Hall, 566 Enfield Street (US Route 5), Enfield Connecticut (Exit 49 off I-91) Contact: John Rajpolt, [rajpolt@earthlink.net](mailto:rajpolt@earthlink.net)

**January 16, 2016 (Saturday)**

**STRONGSVILLE, OH**

Western Reserve Insulator Club's 17th Annual Winterfest / Swap Meet & Club Meeting at the Spyglass Hill Recreation Center, 13201 Compass Point Drive, Strongsville, OH 44136. Dealer Setup: 9:00am; Show Hours: 10:00am-3:00pm. Club Meeting and Lunch: 12-1:30pm. There are no admission or table charges, but space is limited, so please contact us ahead of time if you plan to set up! Info/RSVP to JOHN HOVANEK (216)392-3622, E-mail [wric@clubs.insulators.info](mailto:wric@clubs.insulators.info)

**January 23**

**MERRILLVILLE, IN (FORMERLY CROWN POINT)**

8th Annual "Beat the Winter Blahs" Swap Meet, Saturday, January 23, doors open 8am - 2pm. NEW LOCATION!!!! Hosted as usual by Arlen and Tina Rienstra and the Greater Chicago Insulator Club, now at Living Hope Church, 9000 Taft St., Merrillville, IN 46410. Meeting in the Fireside Room which is spacious, well lighted, carpeted, and warm. Tables supplied and lunch provided. Experience Hoosier Hospitality, plenty of space, GCIC auction, business meeting and a warming fireplace! Even better than before, located easily from I80/94 and I65. RSVP to Arlen Rienstra, email: [ariens@att.net](mailto:ariens@att.net) or call: (219) 226-4975 (new number)

**January 30, 2016 (Saturday)**

**MAITLAND, FL**

The annual Central Florida Insulator Collectors/Antique Telephone Collectors Association (CFIC/ATCA) Show and Sale will be held Saturday, January 30, 2016. The show will be held in a new location, which is across the street from the Telephone Museum. The address is The Germaine Bldg., 220 W. Packwood (which is two blocks north of the previous years show location), Maitland, FL. Tables are: First table= \$25.00. Each additional table is \$20.00. Set-up is from 7-8 am with the public allowed in beginning at 8:00am. until about 3:00 pm. There will be coffee and donuts for dealers and lunch concessions will be available on the premises. For information and reservations contact: PAUL MIKULA, NIA# 7466, 650 East Chapman Road, Oviedo, FL 32765, Tel: 407-365-4686, email: [wecoman@bellsouth.net](mailto:wecoman@bellsouth.net)

**February 6, 2016 (Saturday)**

**YUMA, AZ**

The Grand Canyon State Insulator Club is hosting its 17th annual insulator show/tailgater from 9:00 AM until late afternoon. Show will be at the Riverside Park, which is adjacent to the Yuma Territorial Prison State Park. Specific directions: Exit Interstate 8 at the Giss Parkway exit (exit #1, Yuma Territorial Prison exit). Follow signs to the Yuma Territorial Prison. Just before you get to the Prison parking lot there is a turnoff to the right that goes down the hill into the park. There will be signs posted saying "GCSIC PICNIC". If selling insulators please bring tables, or set up in the back of your truck, no reservations are required and there is no cost to setup. Questions? Contact Roger Nagel at 623-566-0121 (no calls after 9pm (PST) please), or email to: [mr.162@cox.net](mailto:mr.162@cox.net)

**March 12, 2016 (Saturday)**

**SHREWSBURY, PA**

The Chesapeake Bay Insulator Club hosts the 28th Annual Shrewsbury Insulator Show and Sale, Saturday March 12, 2016 at the Shrewsbury Fire Hall, 21 W. Forrest Ave, Shrewsbury, PA 17361. Show runs from 9:00 am to 2:00 pm. For more info, contact: GUS STAFFORD at 914-382-0843 or email: [gus.stafford@gmail.com](mailto:gus.stafford@gmail.com)

**March 19, 2016 (Saturday)**

**TRACY, MO**

The 14th Annual NW Missouri Insulator & Bottle Show will be held at the Platte County Fairgrounds, 1st & Tribble St., Tracy, Missouri 64079. Half way between Kansas City & St. Joseph, off of I-29. We will again this year have it the same weekend as a longstanding antique show in Platte City. Last year this increased our traffic flow and we will again use that to increase our visitors. This is a fairly large show with over 60 tables, with food on-site. Set up time will be 7:00 AM to 9:00 AM, then open to the public from 9:00 AM to 3:00 PM. Sales tables are \$25 each and admission is FREE. Host hotel is Quality Inn & Suites, 1201 Branch St., Platte City, MO 64079 (about 1 mile from the fairgrounds). Special room rate available until February 15th, mention "Insulator & Bottle Show" for discount. After that date, ask for Divya Patel for possible discount. Contact Darryl Wagner at 816-719-0801 or email at [nwmoshow@dwagnerkc.com](mailto:nwmoshow@dwagnerkc.com) for information and/or show packet.

**April 3, 2016 (Sunday)**

**ENFIELD, CT**

Yankee Pole Cat Insulator Club Annual Spring Insulator, Bottle, and Tabletop Collectibles Show and Sale. American Legion Hall, 566 Enfield Street (US Route 5), Enfield, Connecticut 06082. Show hall is 1 mile from Exit 49 of I-91 (20 minutes from Hartford as well as the Mass Pike). Show Hours 8AM to 2PM. Dealer Setup 6AM to 8AM. Free Admission. 30+ sales tables as well as several displays. Free display space available. For dealer contracts, display information, or any other details - please contact JOHN RAJPOLT (203) 261-1190. E-Mail: [rajpolt@earthlink.net](mailto:rajpolt@earthlink.net)



**April 23, 2016 (Saturday)**

**NATRONA HEIGHTS, PA**

Western Reserve Insulator Club's 16th Annual Allegheny Valley Insulator Show & Sale at VFW Post #894; 894 Veterans Lane, Natrona Heights, PA 15065. Show Hours 9:00am - 3:00pm Dealer setup 7:30am. 8' table \$20. Info: RON BARTH 724-845-8439 [rktbarth@windstream.net](mailto:rktbarth@windstream.net) Directions: Route 28 Exit 16 (Freeport), follow to Natrona Hts, Right at signal (Freeport Rd), Right at signal up lane to VFW Hall.

**May 13 - 14, 2016 (Friday - Saturday)**

**COLUMBIA CITY, IN**

One of the bigger little shows! Columbia City Insulator & Collectibles Show, Whitley County 4H Center, 581 West Squawbuck Road, Columbia City, Indiana. Dealer setup Friday noon to 3:00; public from 3-5 PM. Pizza @ 5PM. Show & Tell 6 PM- Bring something awesome to share! Saturday dealer setup 6 to 8 AM and open to public from 8:00 to 3:00. First 8-foot table is \$28. Two tables for \$48. 3/\$60; 4/\$75; 5/\$80; 6/\$85. GENE HAWKINS [gene.hawkins@mchsi.com](mailto:gene.hawkins@mchsi.com)

**May 27 - 28, 2016 (Friday - Saturday)**

**SPOKANE, WA**

The Umpteenth Annual Spudfest & Spokanestan Insulator/ Bottle Show & Swap will be held Saturday, May 28th. Friday night B.S. Saturday show begins at 9:00 AM. Please RSVP for lunch. The Burger Compound is at 8925 S Cheney-Spokane Road, Spokane, WA 99224. Ask for directions or look for the buried school buses. Info: BRENT: 509-953-4150 or BILL 509-443-9037.

**June 4, 2016 (Saturday)**

**LOGAN, UT**

The Cache Valley Insulator Swap Meet will be held on Saturday, June 4, 2016 starting at 8:00 am. The location is indoors at the Cache County Fairgrounds Pavilion. The fairgrounds is located at 450 South 500 West, Logan, UT 84321. Lunch will be provided at noon. Admission is free. Please RSVP to reserve a table and to help us plan the food. Info: DON BRIEL (435) 753-5786 or [Don.Briel@comcast.net](mailto:Don.Briel@comcast.net) Approximately 25 tables are available. Camper sites are available at the fairgrounds for \$20 + tax per night. Several hotels are within 1 mile of the fairgrounds. An open house will be held at the Briel home on Friday evening from 6:00 to 9:00. The address is 275 Peacock Lane, Providence, UT 84332.

**June 24 - 25, 2016 (Friday - Saturday)**

**WASHINGTON, PA**

Insulator Collectors of America - 2016 Expo will be held June 24-25 on the Washington Fairgrounds in Washington, Pennsylvania. Plans are for 100 or more tables and twenty displays. For more info visit the website: [InsulatorCollectorsofAmerica.com](http://www.InsulatorCollectorsofAmerica.com) or call JOHN at 216-392-3622.

**July 28 - 31, 2016 (Thursday - Sunday)**

**MUNCIE, IN**

The National Insulator Association's 47th Annual Convention and Show will be held July 28-31 at the Horizon Convention Center, 601 S. High St., Muncie, IN 47305. Muncie was the home of the Hemingray company from 1888 to 1972 and special activities are planned related to this. Show information can be found at <http://www.nia.org/national> or you can contact BOB STAHR at 630-793-5345 or email [Bob@hemingray.com](mailto:Bob@hemingray.com) or RICK SOLLER at 847-782-8602 or email [Com574@clcillinois.edu](mailto:Com574@clcillinois.edu).

**Insulator Collectors  
of America**

**2016 Expo**

**June 24-25**

**Washington,  
Pennsylvania**

*Visit our website:*  
[www.InsulatorCollectorsofAmerica.com](http://www.InsulatorCollectorsofAmerica.com)  
*for all of the details*

*Hosted by the Western Reserve Insulator Club*

Upcoming Shows list maintained by:

**Information Director** Christian Willis [information@nia.org](mailto:information@nia.org)

**Send all changes and updates to above email address.**

**Member Classified Ads**

**Want to see your free "Member Classified ad" In Drip Points magazine?** All due paying members of the NIA are entitled to a free ad in Drip Points once per year! The ad is text only, and can be up to 25 words in length. We make a best effort to get them in the next issue (space permitting). If we aren't able to, it will get pushed to the following issue.

Send ads to: Christian Willis [admanager@nia.org](mailto:admanager@nia.org)  
(or 949-338-1404)



# Meet me in Muncie

For the 47<sup>th</sup> National Insulator Association Convention

**July 28-31, 2016**

Horizon Convention Center  
601 South High Street  
Muncie, IN 47305

Host Hotel: Courtyard by Marriot Muncie  
(adjacent to Horizon Convention Center)

More Information: [www.nia.org/national](http://www.nia.org/national)

\$3 admission – Friday NIA members only  
join at the door or renew your membership!

Free Appraisals – Free Insulators Available  
Educational Displays  
Hemingray Plant Tours  
Insulators Bought and Sold

**Show Host Committee:**

**Bob Stahr**

360 S. Kenilworth Ave.,  
Glen Ellyn, IL 60137  
(630) 793-5345  
[Bob@Hemingray.com](mailto:Bob@Hemingray.com)  
[www.Hemingray.com](http://www.Hemingray.com)

**Rick Soller**

4086 Blackstone Ave.,  
Gurnee, IL 60031  
(847) 782-8602  
[Com574@CLCillinois.edu](mailto:Com574@CLCillinois.edu)  
[www.CollectingInsulators.com](http://www.CollectingInsulators.com)



# NIA Board & Chair Contact Info.

## Board of Directors

### President

**Don Briel**, NIA #7218  
P.O. Box 188  
Providence, UT 84332  
[president@nia.org](mailto:president@nia.org)

### First Past President

**Lou Hall**, NIA #7185  
363 W. Stuart Ave.  
Fresno, CA 93704  
[1stpastpres@nia.org](mailto:1stpastpres@nia.org)

### Second Past President

**Bob Stahr**, NIA #4186  
515 Main St., Unit 403  
West Chicago, IL 60185  
[2ndpastpres@nia.org](mailto:2ndpastpres@nia.org)

### Western Region VP

**Ron Yuhas**, NIA #1993  
895 Lodestar Rd.  
Helena, MT 59602  
[westernvp@nia.org](mailto:westernvp@nia.org)

### Central Region VP

**Kim Borgman**, NIA #3038  
1056 E US 136  
Pittsboro, IN 46167  
[centralvp@nia.org](mailto:centralvp@nia.org)

### Eastern Region VP

**Matt Grayson**, NIA #387  
34-30 78th Street, Apt. 2-F  
Jackson Heights, NY 11372  
[easternvp@nia.org](mailto:easternvp@nia.org)

### Information Director

**Christian Willis**, NIA #5185  
PO Box 2797  
Parker, CO 80134  
[information@nia.org](mailto:information@nia.org)

### Membership Director

**Vickie McConnachie**, NIA #8395  
P.O. Box 1466  
Corrales, NM 87048  
[membership@nia.org](mailto:membership@nia.org)

### Secretary

**Steve Roberts**, NIA #7935  
2404 Mansker Dr.  
Madison, TN 37115  
[secretary@nia.org](mailto:secretary@nia.org)

### Treasurer

**Bill Rohde**, NIA #1219  
P.O. Box 28  
Colusa, CA 95932  
(530) 701-4377  
[treasurer@nia.org](mailto:treasurer@nia.org)

## Committee Chairpersons

### Authentication & Classification

**Paul Greaves**, NIA #2685  
8830 Benton Acre Rd  
Granite Bay, CA 95746  
[authentication@nia.org](mailto:authentication@nia.org)

### Awards and Recognition

**Gene Hawkins**, NIA #421  
3847 North Prairie St  
Warsaw, IN 46582  
[awards@nia.org](mailto:awards@nia.org)

### Ethics Advisor

**Daryl Stahler**, NIA #8843  
4622 N Paseo Pitiquito  
Tucson, AZ 85750  
[ethics@nia.org](mailto:ethics@nia.org)

### Historian

**Rick Soller**, NIA #2958  
4086 Blackstone Ave.  
Gurnee, IL 60031  
[historian@nia.org](mailto:historian@nia.org)

### NIA Commemorative Coordinator

**Carolyn Berry**, NIA #4336  
1010 Wren Court  
Round Rock, TX 78681  
[commemorative@nia.org](mailto:commemorative@nia.org)

### Research & Education

**Jacque Linscott-Barnes**, NIA #1380  
3557 Nickaus Drive  
Titusville, FL 32780  
[education@nia.org](mailto:education@nia.org)

### Development Advisor

**Michael L. Green**, NIA #3175  
2513 S. Balsam St.  
Lakewood, CO 80227  
(303) 549-5028  
[donations@nia.org](mailto:donations@nia.org)

### Product Marketing

**Margaret Wagner**, NIA #8711  
14615 Skyview Avenue  
Smithville, MO 64089  
[niaproducts@nia.org](mailto:niaproducts@nia.org)

### Promotions

**Jim White**, NIA #1127  
7990 Windcombe Blvd  
Indianapolis, IN 46240  
[promotions@nia.org](mailto:promotions@nia.org)

### Rules & Procedures Advisor

**Roger Ziesak**, NIA #8919  
8865 Grouse Dr  
Missoula, MT 59808  
[procedures@nia.org](mailto:procedures@nia.org)

### Scholarships

**Kay Bryant**, NIA #4099  
8061 S.E. Helen Terrace  
Hobe Sound, FL 33455  
[scholarship@nia.org](mailto:scholarship@nia.org)

### Drip Points Editor

**Shaun Kotlarsky**, NIA #4993  
2475 W Walton Blvd  
Waterford, MI 48329  
[publications@nia.org](mailto:publications@nia.org)

### Drip Points Ad Manager

**Christian Willis**, NIA #5185  
P.O. Box 2797  
Parker, CO 80134  
[admanager@nia.org](mailto:admanager@nia.org)

### Webmaster

**Bob Berry**, NIA #1203  
1010 Wren Court  
Round Rock, TX 78681  
(512) 255-2006  
[webmaster@nia.org](mailto:webmaster@nia.org)

### NIA Events Advisor

**Darryl Wagner**, NIA #8671  
14615 NW Skyview Av  
Smithville, MO 64089  
(816) 719-0801  
[show@nia.org](mailto:show@nia.org)

### Special Projects Advisor

**Mike Doyle**, NIA #5932  
1805 E Country Court  
Visalia, CA 93292  
[projects@nia.org](mailto:projects@nia.org)

### Finance Committee

**Bill Snell**, NIA #2624  
11427 E. Scarritt Ave.  
Sugar Creek, MO 64054  
(816) 769-7455  
[finance@nia.org](mailto:finance@nia.org)





National Insulator Association  
10801 N. 24th Ave. Ste 103  
Phoenix, AZ 85029-4712

### Drip Points Magazine publishing schedule

Issue	Number	Deadline	Mailing Date
Spring	3	February 10	March 1
Summer	4	May 10	June 1
Fall	1	August 10	September 1
Winter	2	November 10	December 1



Find us online at: [nia.org](http://nia.org) | [facebook.com/groups/nia.org](https://facebook.com/groups/nia.org)

